

LEGEND:

- 1### ACCESS ROAD PLAN SHEET NO. STC-C-1###HW
- 5### PARK AND RIDE DETAIL SHEET NO. STC-C-5###HW

PLAN
1"=7000'

STC-G-0010HW_W8X97000.dgn

DESIGNED		APPROVAL RECOMMENDED	
RYAN YOSHIMURA			
DRAWN		APPROVAL BY	
JUNE KASHIWADA			
CHECKED			
JAMES LORENZEN			
REV	DATE	DESCRIPTION	SUB. APPD
	12/23/2021	FINAL DRAFT BASELINE DRAWINGS	



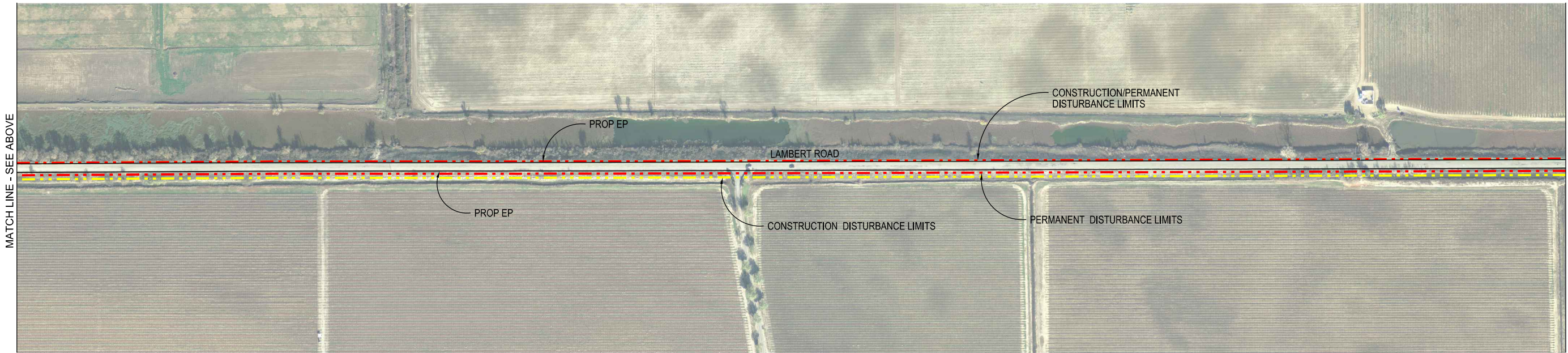

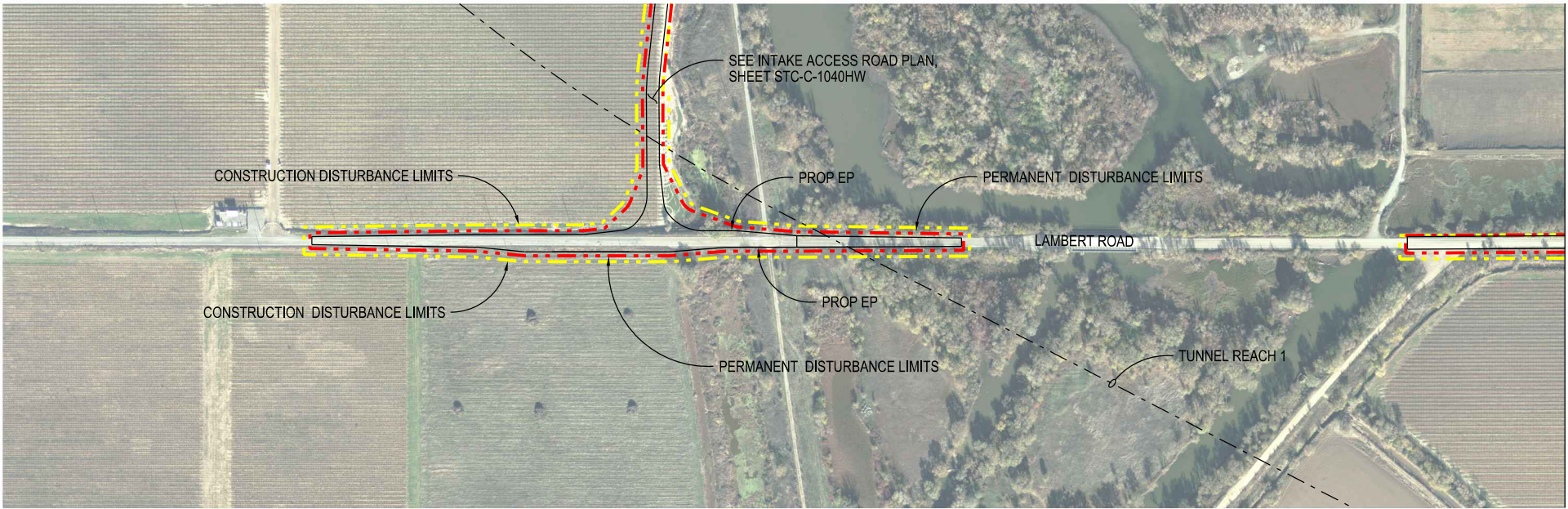

ENGINEERING PROJECT REPORT
DELTA CONVEYANCE PROJECT
SINGLE TUNNEL - CENTRAL CORRIDOR

ACCESS ROAD PLAN
KEY MAP

VERIFY SCALE BAR IS ONE INCH ON ORIGINAL DRAWING, 1"	
PROJECT NO. W8X97000	
SHEET NO. STC-G-0010HW	
REV 0	SEQUENCE NO.

A B C D E F G H

NOTE:
1. FOR ACCESS ROAD TYPICAL CROSS SECTIONS, SEE SHEET STC-C-4001HW.



STC-C-1010HW_W8X97000.dgn

				DESIGNED	APPROVAL RECOMMENDED
				RYAN YOSHIMURA	
				DRAWN	APPROVAL BY
				JUNE KASHIWADA	
				CHECKED	
				JIM LORENZEN	
REV	DATE	DESCRIPTION	SUB.	APPD	



ENGINEERING PROJECT REPORT
DELTA CONVEYANCE PROJECT
SINGLE TUNNEL - CENTRAL CORRIDOR

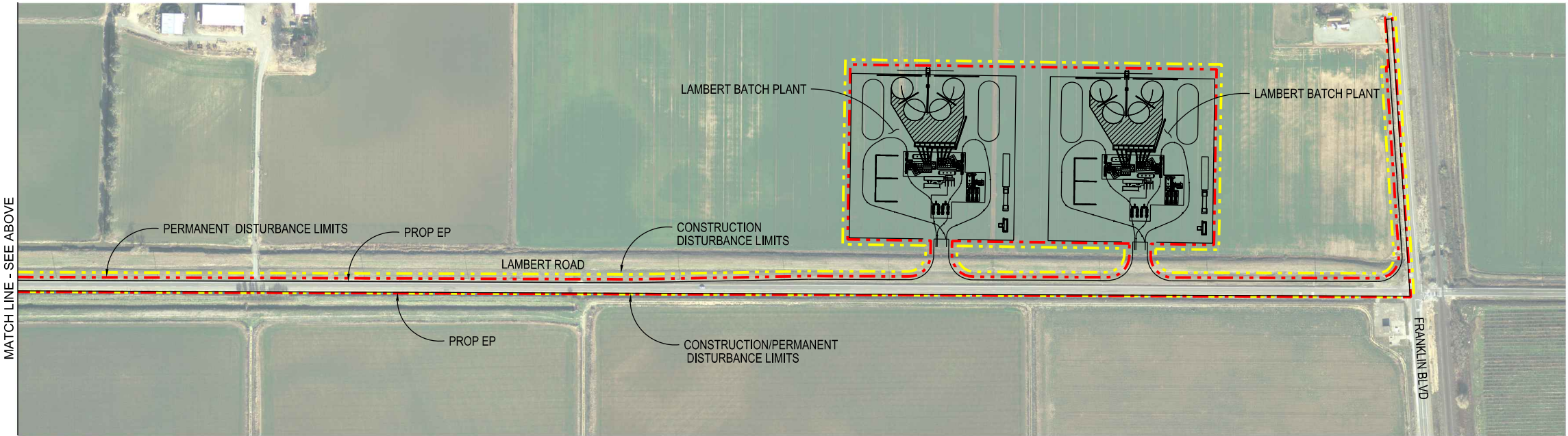

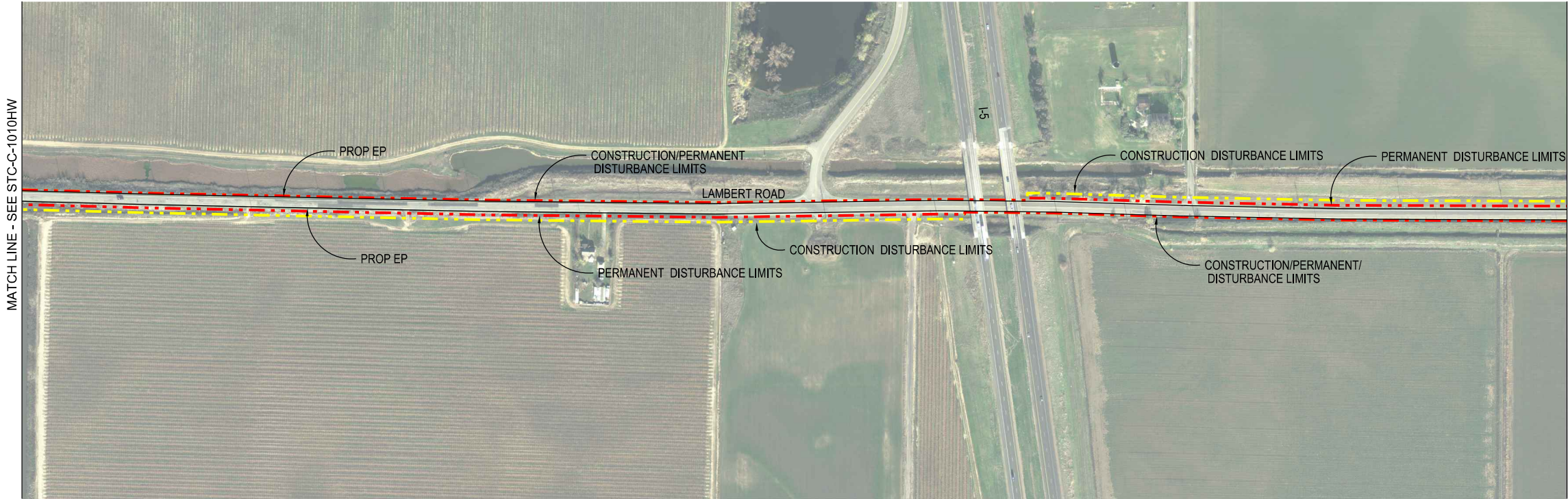
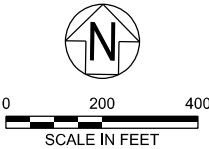
ACCESS ROAD PLAN
LAMBERT ROAD WIDENING - 1 of 2

HIGHWAYS/ROADS

VERIFY SCALE BAR IS ONE INCH ON ORIGINAL DRAWING. 0 1"	
PROJECT NO. W8X97000	
SHEET NO. STC-C-1010HW	
REV	SEQUENCE NO.

A B C D E F G H

NOTE:
1. FOR ACCESS ROAD TYPICAL CROSS SECTIONS, SEE SHEET STC-C-4001HW.



STC-C-1011HW_W8X97000.dgn

				DESIGNED	APPROVAL RECOMMENDED
				RYAN YOSHIMURA	
				DRAWN	APPROVAL BY
				JUNE KASHIWADA	
				CHECKED	
				JIM LORENZEN	
REV	DATE	DESCRIPTION	SUB.	APPD	



ENGINEERING PROJECT REPORT
DELTA CONVEYANCE PROJECT
SINGLE TUNNEL - CENTRAL CORRIDOR

ACCESS ROAD PLAN
LAMBERT ROAD WIDENING - 2 of 2

HIGHWAYS/ROADS

VERIFY SCALE BAR IS ONE INCH ON ORIGINAL DRAWING. 0 1"	
PROJECT NO. W8X97000	
SHEET NO. STC-C-1011HW	
REV	SEQUENCE NO.

A

B

C

D

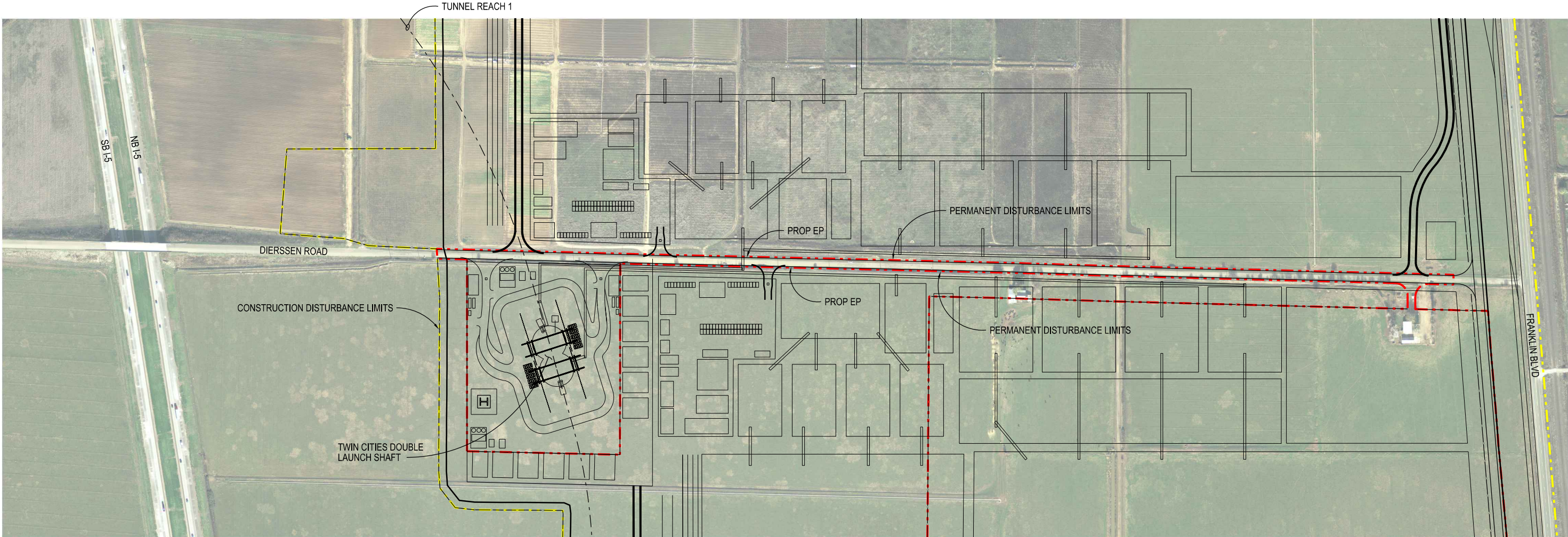
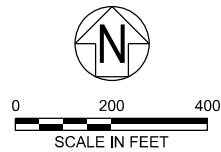
E

F

G

H

NOTE:
1. FOR ACCESS ROAD TYPICAL CROSS SECTIONS, SEE SHEET STC-C-4001HW.



STC-C-1020HW_W8X97000.dgn

			DESIGNED		APPROVAL RECOMMENDED	
			SERGIO ARELLANO			
			DRAWN		APPROVAL BY	
			JUNE KASHIWADA			
			CHECKED			
			NEIL PAYNTER			
REV	DATE	DESCRIPTION	SUB.	APPD		
	12/23/2021	FINAL DRAFT BASELINE DRAWINGS				



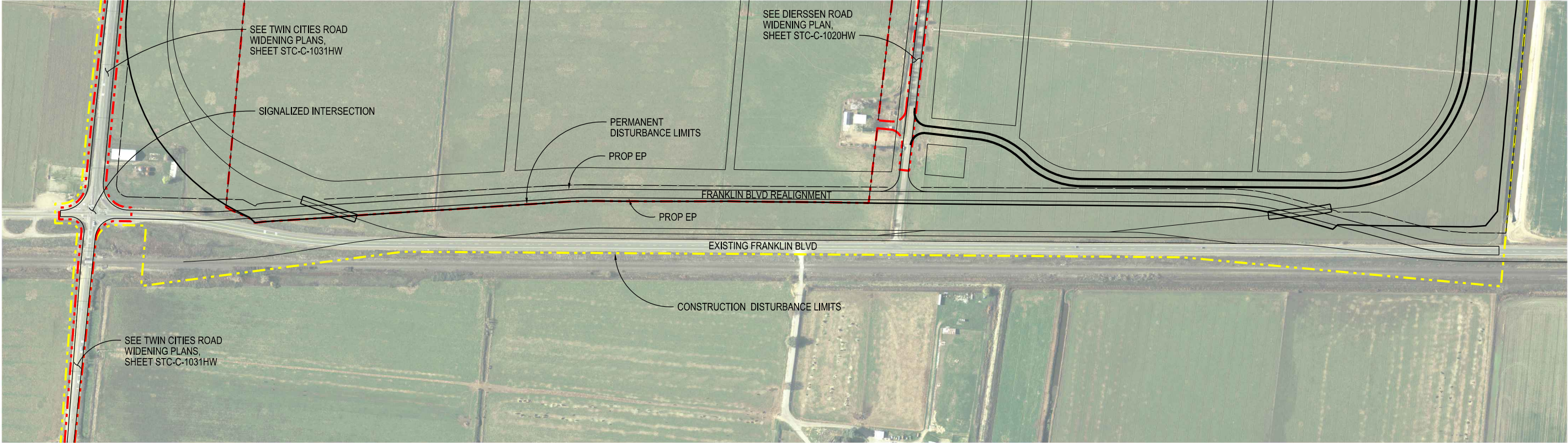
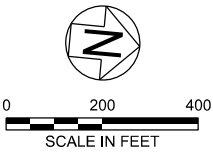
ENGINEERING PROJECT REPORT
DELTA CONVEYANCE PROJECT
SINGLE TUNNEL - CENTRAL CORRIDOR

ACCESS ROAD PLAN
DIERSSEN ROAD WIDENING

HIGHWAYS/ROADS

VERIFY SCALE BAR IS ONE INCH ON ORIGINAL DRAWING. 0 1"	
PROJECT NO. W8X97000	
SHEET NO. STC-C-1020HW	
REV	SEQUENCE NO.

NOTE:
1. FOR ACCESS ROAD TYPICAL CROSS SECTIONS, SEE SHEET STC-C-4001HW.



STC-C-1025HW_W8X97000.dgn

				DESIGNED	APPROVAL RECOMMENDED
				SERGIO ARELLANO	
				DRAWN	APPROVAL BY
				JUNE KASHIWADA	
				CHECKED	
				NEIL PAYNTER	
REV	DATE	DESCRIPTION	SUB.	APPD	

PLOT DATE:2021/11/19 PLOT TIME:10:47:37 AM



ENGINEERING PROJECT REPORT
DELTA CONVEYANCE PROJECT
SINGLE TUNNEL - CENTRAL CORRIDOR

ACCESS ROAD PLAN
FRANKLIN BOULEVARD REALIGNMENT

HIGHWAYS/ROADS

VERIFY SCALE BAR IS ONE INCH ON ORIGINAL DRAWING. 0 1"	
PROJECT NO. W8X97000	
SHEET NO. STC-C-1025HW	
REV	SEQUENCE NO.

A B C D E F G H

NOTE:
1. FOR ACCESS ROAD TYPICAL CROSS SECTIONS, SEE SHEET STC-C-4001HW.

1

2

3

4

5

6

STC-C-1031HW_W8X97000.dgn



				DESIGNED	APPROVAL RECOMMENDED
				SERGIO ARELLANO	
				DRAWN	APPROVAL BY
				JUNE KASHIWADA	
				CHECKED	
				NEIL PAYNTER	
REV	DATE	DESCRIPTION	SUB.	APPD	

PLOT DATE:2021111119 PLOT TIME:10:54:18 AM

A B C D E F G H



ENGINEERING PROJECT REPORT
DELTA CONVEYANCE PROJECT
SINGLE TUNNEL - CENTRAL CORRIDOR

ACCESS ROAD PLAN
TWIN CITIES ROAD WIDENING

HIGHWAYS/ROADS

VERIFY SCALE
BAR IS ONE INCH ON
ORIGINAL DRAWING.
0 1"

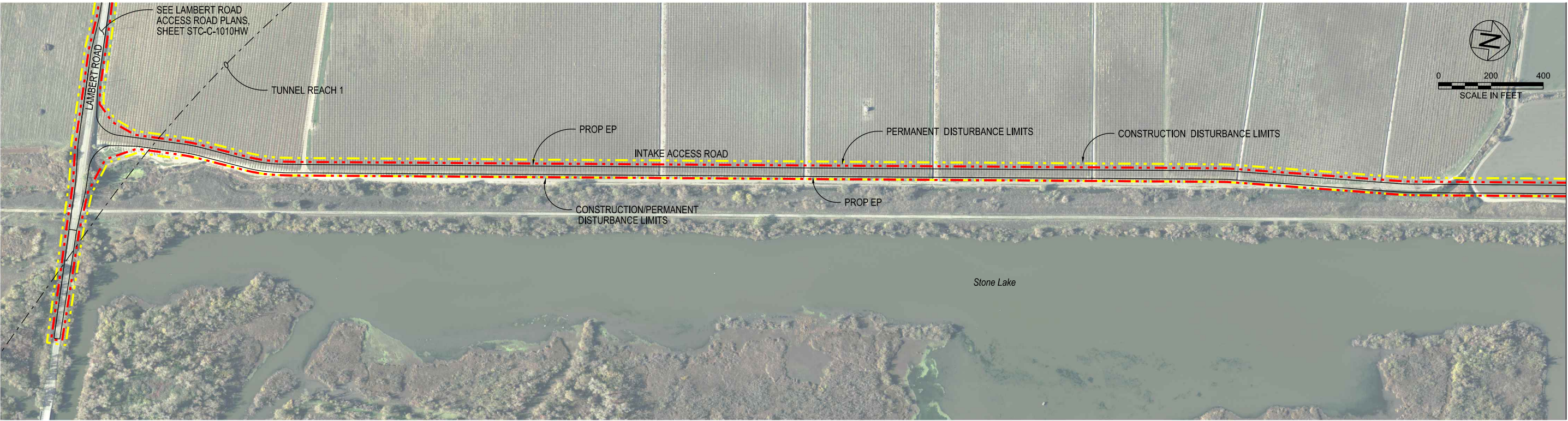
PROJECT NO.
W8X97000

SHEET NO.
STC-C-1031HW

REV SEQUENCE NO.

NOTE:
1. FOR ACCESS ROAD TYPICAL CROSS SECTIONS, SEE SHEET STC-C-4002HW.

1
2
3
4
5
6



MATCH LINE - SEE BELOW



MATCH LINE - SEE SHEET STC-C-1041HW

STC-C-1040HW_W8X97000.dgn

					DESIGNED	APPROVAL RECOMMENDED
					RYAN YOSHIMURA	
					DRAWN	APPROVAL BY
					JUNE KASHIWADA	
					CHECKED	
					JIM LORENZEN	
REV	DATE	DESCRIPTION	SUB.	APPD		



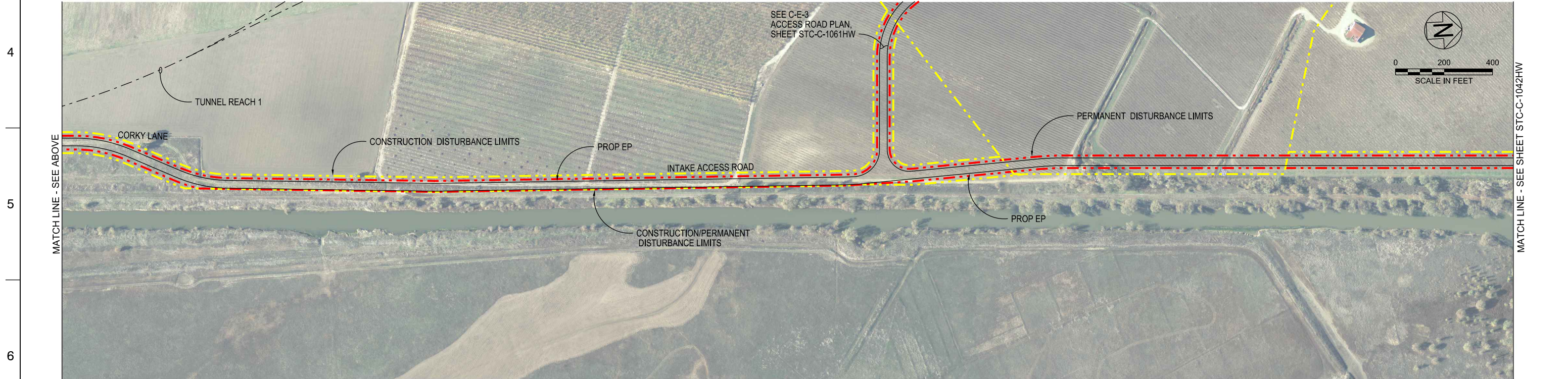
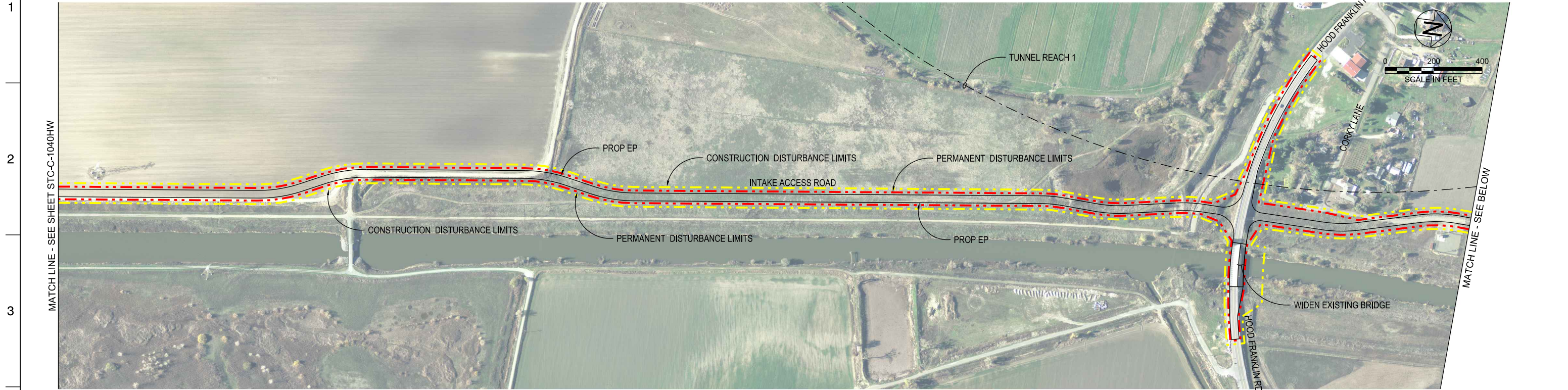
ENGINEERING PROJECT REPORT
DELTA CONVEYANCE PROJECT
SINGLE TUNNEL - CENTRAL CORRIDOR

ACCESS ROAD PLAN
INTAKE ROAD - 1 of 3

HIGHWAYS/ROADS

VERIFY SCALE BAR IS ONE INCH ON ORIGINAL DRAWING. 0 1"	
PROJECT NO. W8X97000	
SHEET NO. STC-C-1040HW	
REV	SEQUENCE NO.

NOTE:
1. FOR ACCESS ROAD TYPICAL CROSS SECTIONS, SEE SHEET STC-C-4002HW.



STC-C-1041HW_W8X97000.dgn

		DESIGNED	APPROVAL RECOMMENDED	
		RYAN YOSHIMURA		
		DRAWN	APPROVAL BY	
		JUNE KASHIWADA		
		CHECKED		
		JIM LORENZEN		
REV	DATE	DESCRIPTION	SUB.	APPD
	12/23/2021	FINAL DRAFT BASELINE DRAWINGS		



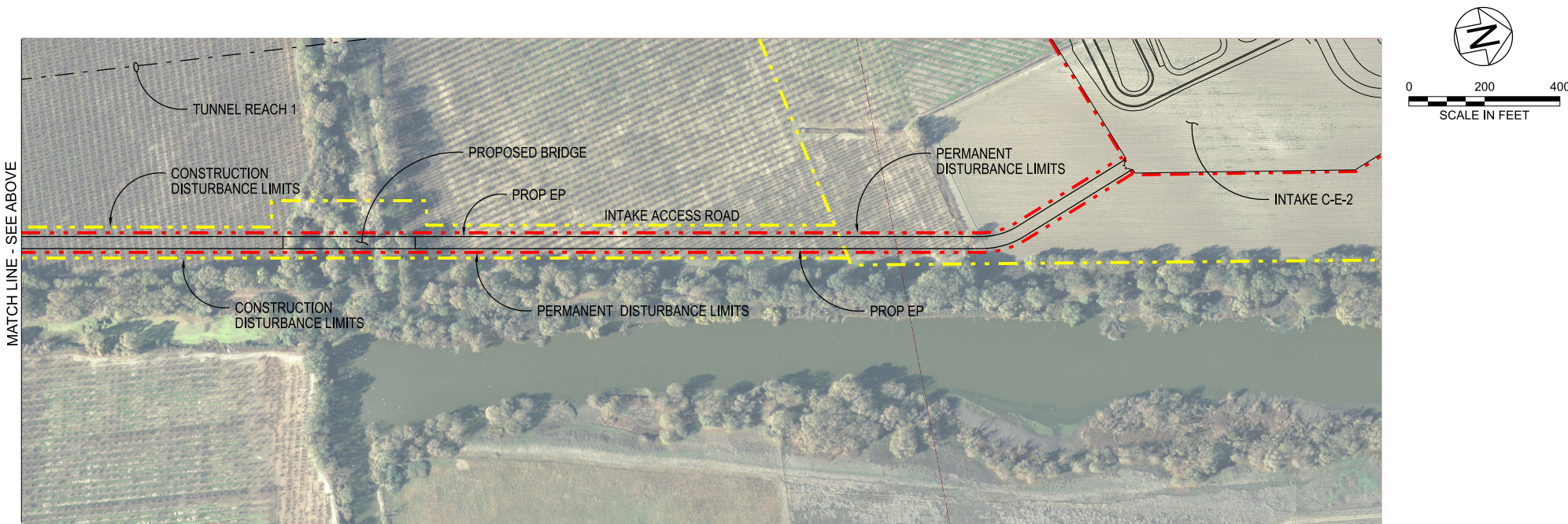
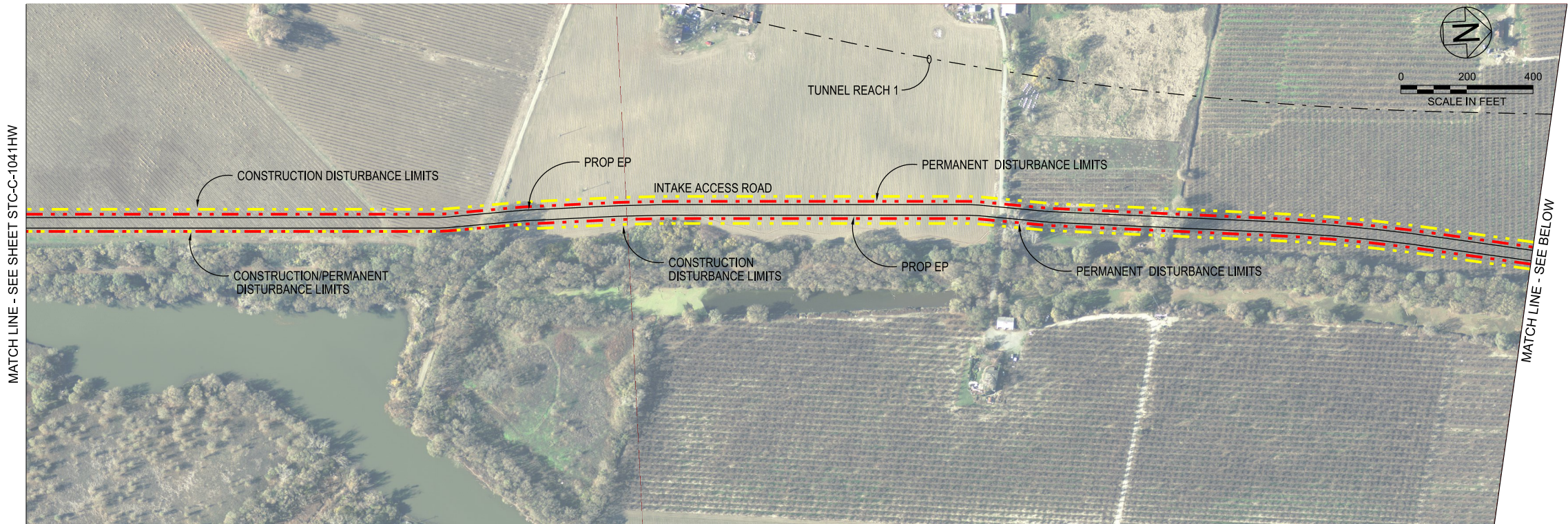
ENGINEERING PROJECT REPORT
DELTA CONVEYANCE PROJECT
SINGLE TUNNEL - CENTRAL CORRIDOR

ACCESS ROAD PLAN
INTAKE ROAD - 2 of 3

HIGHWAYS/ROADS

VERIFY SCALE BAR IS ONE INCH ON ORIGINAL DRAWING. 0 1"	
PROJECT NO.	W8X97000
SHEET NO.	STC-C-1041HW
REV	SEQUENCE NO.

NOTE:
1. FOR ACCESS ROAD TYPICAL CROSS SECTIONS, SEE SHEET STC-C-4002HW.



		DESIGNED	APPROVAL RECOMMENDED	
		RYAN YOSHIMURA		
		DRAWN	APPROVAL BY	
		JUNE KASHIWADA		
		CHECKED		
		JIM LORENZEN		
REV	DATE	DESCRIPTION	SUB.	APPD
	12/23/2021	FINAL DRAFT BASELINE DRAWINGS		



ENGINEERING PROJECT REPORT
DELTA CONVEYANCE PROJECT
SINGLE TUNNEL - CENTRAL CORRIDOR

ACCESS ROAD PLAN
INTAKE ROAD - 3 of 3

HIGHWAYS/ROADS

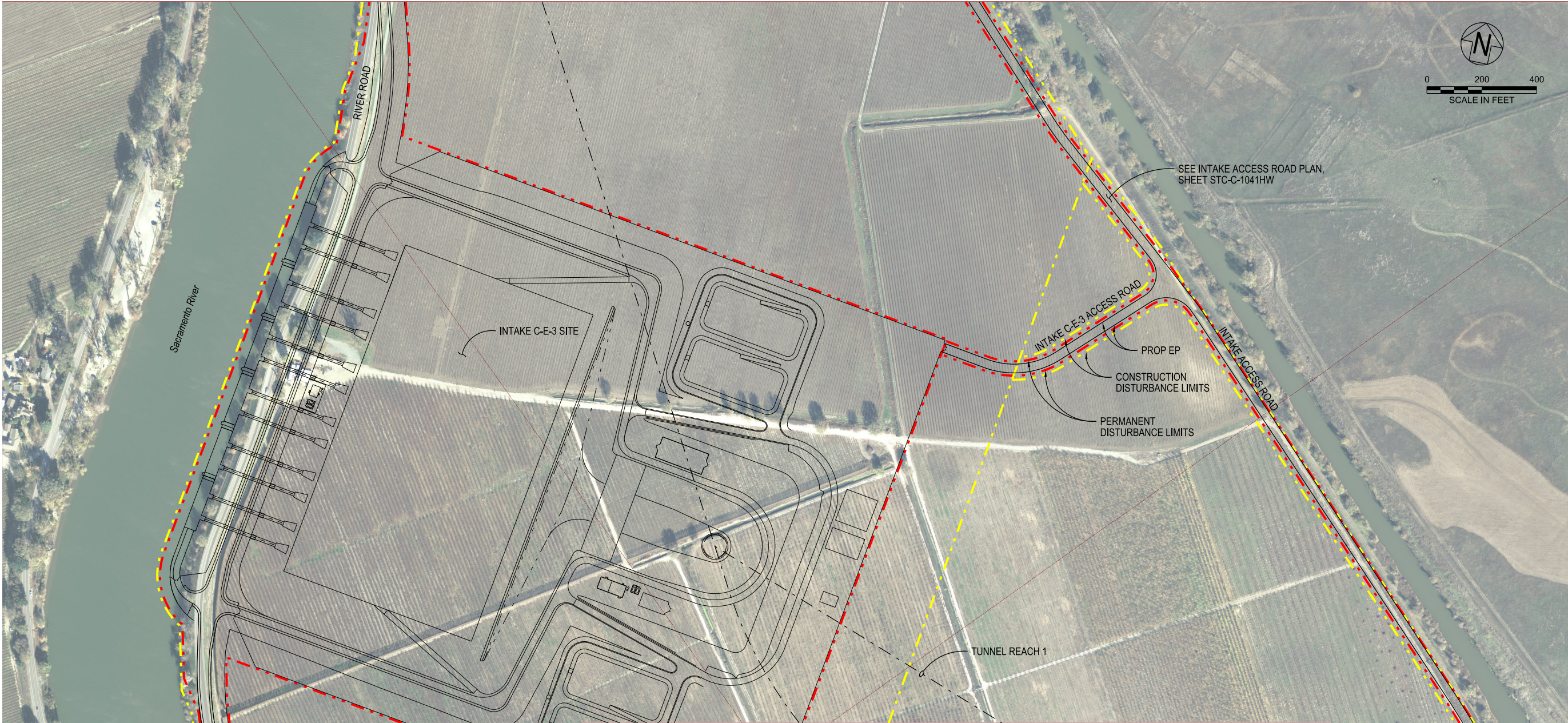
VERIFY SCALE BAR IS ONE INCH ON ORIGINAL DRAWING. 0 1"	
PROJECT NO. W8X97000	
SHEET NO. STC-C-1042HW	
REV	SEQUENCE NO.

A B C D E F G H

NOTE:
1. FOR ACCESS ROAD TYPICAL CROSS SECTIONS, SEE SHEET STC-C-4002HW.

1
2
3
4
5
6

1
2
3
4
5
6



SDOC_C:\S105\B4\W8X97000\STC-C-1061HW.dgn

				DESIGNED	APPROVAL RECOMMENDED
				RYAN YOSHIMURA	
				DRAWN	APPROVAL BY
				JUNE KASHIWADA	
				CHECKED	
				JIM LORENZEN	
REV	DATE	DESCRIPTION	SUB.	APPD	



ENGINEERING PROJECT REPORT
DELTA CONVEYANCE PROJECT
SINGLE TUNNEL - CENTRAL CORRIDOR

ACCESS ROAD PLAN
INTAKE C-E-3 ROAD

HIGHWAYS/ROADS

VERIFY SCALE BAR IS ONE INCH ON ORIGINAL DRAWING. 0 1"	
PROJECT NO. W8X97000	
SHEET NO. STC-C-1061HW	
REV	SEQUENCE NO.

A B C D E F G H

NOTE:
1. FOR ACCESS ROAD TYPICAL CROSS SECTIONS, SEE SHEET STC-C-4002HW.



				DESIGNED	APPROVAL RECOMMENDED	
				RYAN YOSHIMURA		
				DRAWN	APPROVAL BY	
				JUNE KASHIWADA		
				CHECKED		
				JIM LORENZEN		
REV	DATE	DESCRIPTION		SUB.	APPD	
	12/23/2021	FINAL DRAFT BASELINE DRAWINGS				



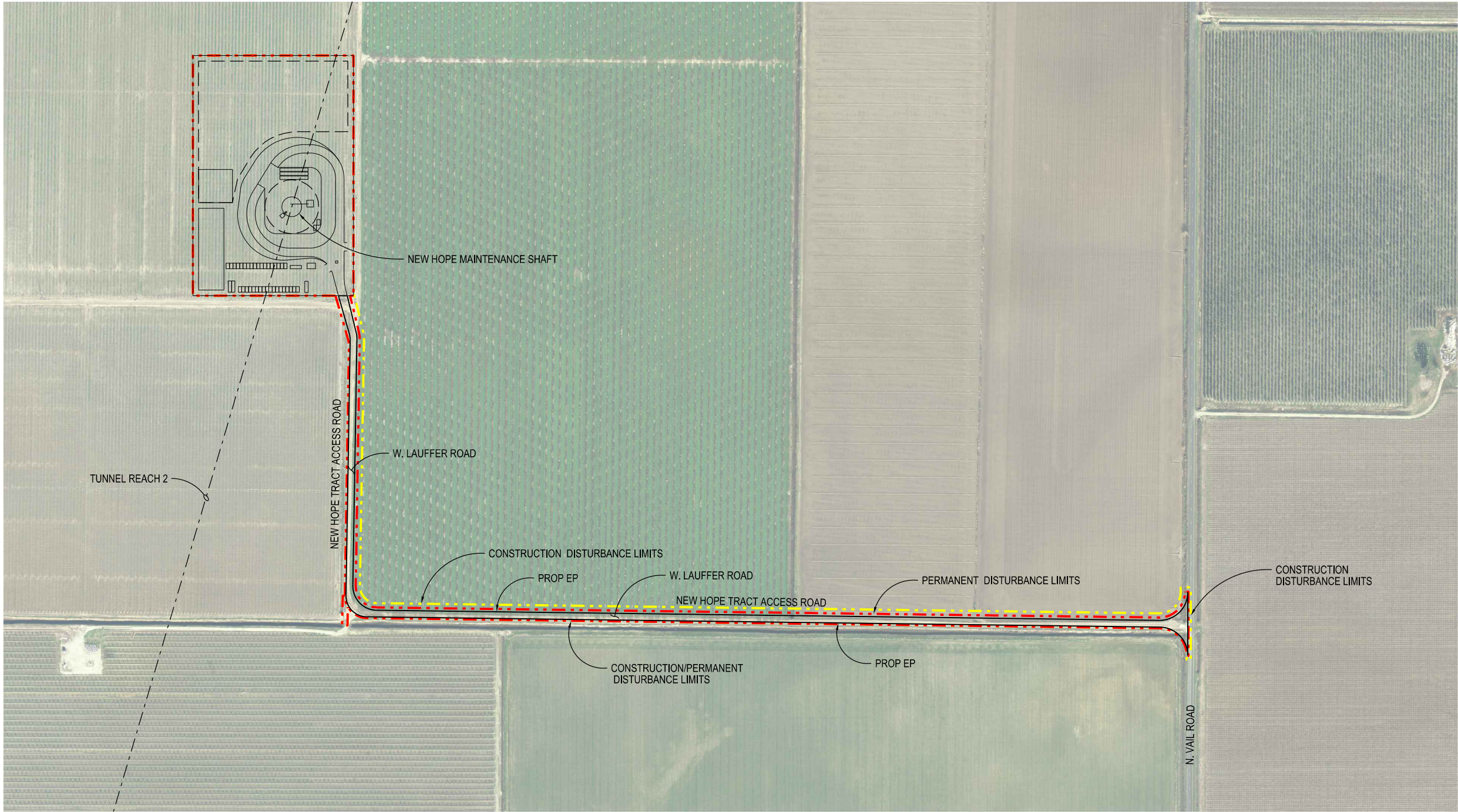
ENGINEERING PROJECT REPORT
DELTA CONVEYANCE PROJECT
SINGLE TUNNEL - CENTRAL CORRIDOR

ACCESS ROAD PLAN
INTAKE C-E-5 ROAD

HIGHWAYS/ROADS

VERIFY SCALE BAR IS ONE INCH ON ORIGINAL DRAWING. 0 1"	
PROJECT NO. W8X97000	
SHEET NO. STC-C-1071HW	
REV	SEQUENCE NO.

NOTE:
1. FOR ACCESS ROAD TYPICAL CROSS SECTIONS, SEE SHEET STC-C-4003HW.



STC-C-1080HW_W8X97000.dgn

				DESIGNED	APPROVAL RECOMMENDED
				RYAN YOSHIMURA	
				DRAWN	APPROVAL BY
				JUNE KASHIWADA	
				CHECKED	
				JIM LORENZEN	
REV	DATE	DESCRIPTION	SUB.	APPD	



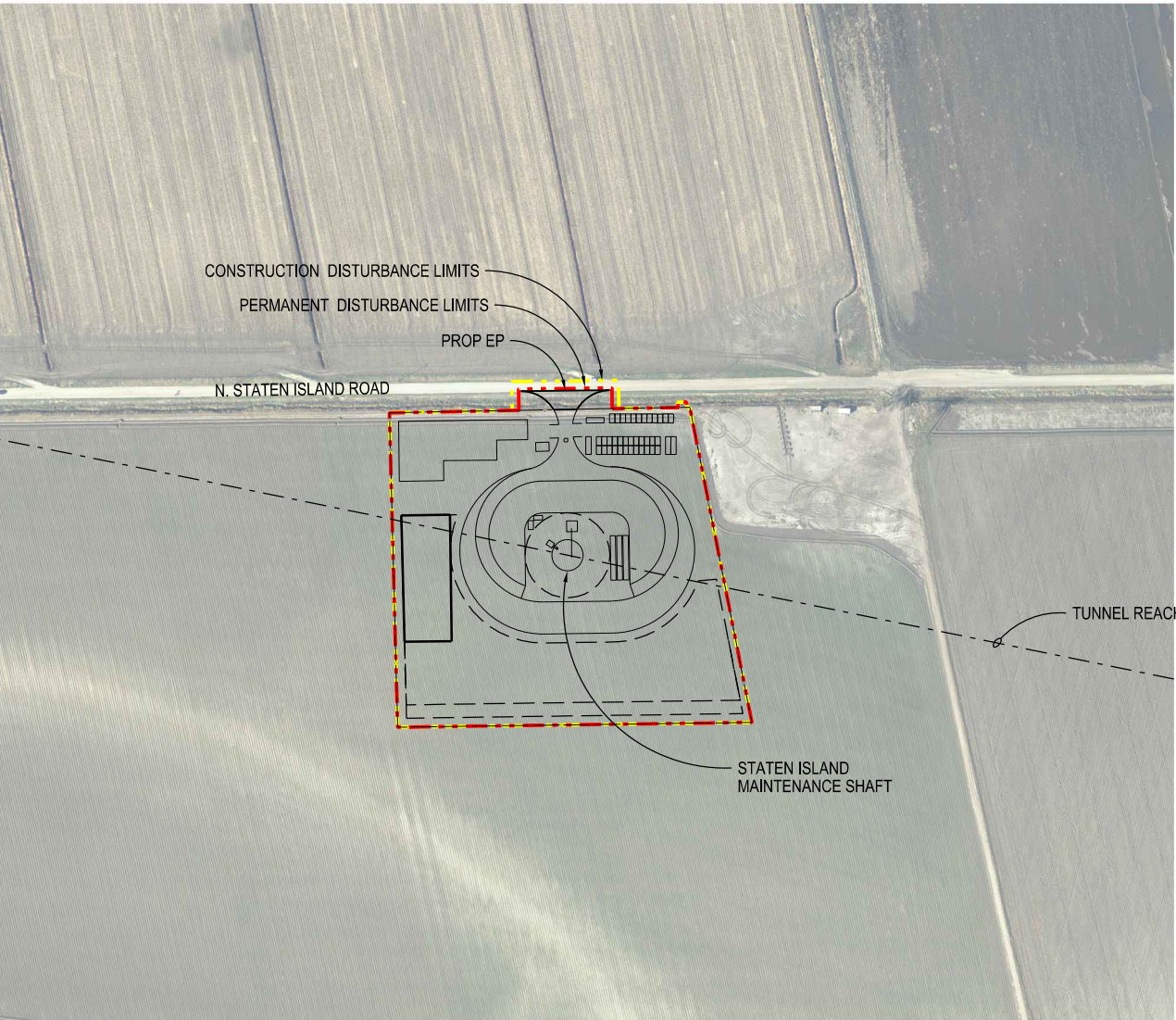
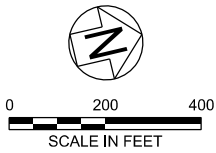
ENGINEERING PROJECT REPORT
DELTA CONVEYANCE PROJECT
SINGLE TUNNEL - CENTRAL CORRIDOR

ACCESS ROAD PLAN
NEW HOPE TRACT/W. LAUFFER RD WIDENING

HIGHWAYS/ROADS

VERIFY SCALE BAR IS ONE INCH ON ORIGINAL DRAWING. 0 1"	
PROJECT NO. W8X97000	
SHEET NO. STC-C-1080HW	
REV	SEQUENCE NO.

NOTE:
1. FOR ACCESS ROAD DRIVEWAY DETAIL, SEE SHEET STC-C-5001HW.



STC-C-1090HW_W8X97000.dgn

				DESIGNED	APPROVAL RECOMMENDED
				RYAN YOSHIMURA	
				DRAWN	APPROVAL BY
				JUNE KASHIWADA	
				CHECKED	
				JIM LORENZEN	
REV	DATE	DESCRIPTION	SUB.	APPD	



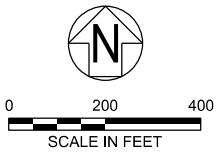
ENGINEERING PROJECT REPORT
DELTA CONVEYANCE PROJECT
SINGLE TUNNEL - CENTRAL CORRIDOR

ACCESS ROAD PLAN
N. STATEN ISLAND

HIGHWAYS/ROADS

VERIFY SCALE BAR IS ONE INCH ON ORIGINAL DRAWING. 0 1"	
PROJECT NO. W8X97000	
SHEET NO. STC-C-1090HW	
REV	SEQUENCE NO.

NOTE:
1. FOR ACCESS ROAD TYPICAL CROSS SECTIONS, SEE SHEET STC-C-4003HW.



STC-C-1101HW_W8X97000.dgn

				DESIGNED	APPROVAL RECOMMENDED
				RYAN YOSHIMURA	
				DRAWN	APPROVAL BY
				JUNE KASHIWADA	
				CHECKED	
				JIM LORENZEN	
REV	DATE	DESCRIPTION	SUB.	APPD	



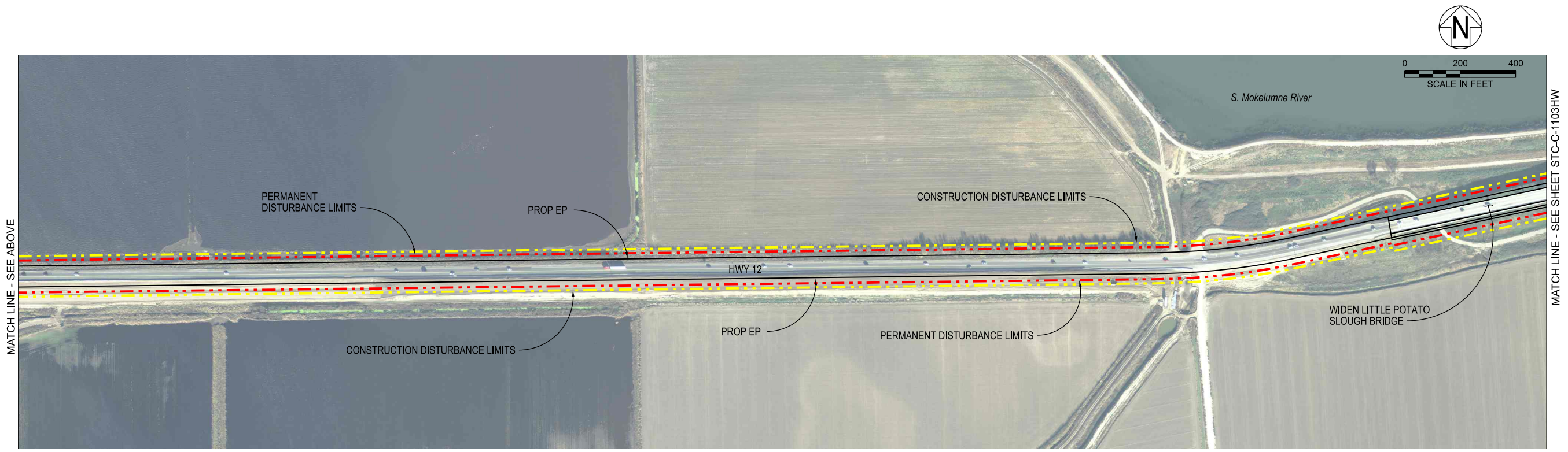
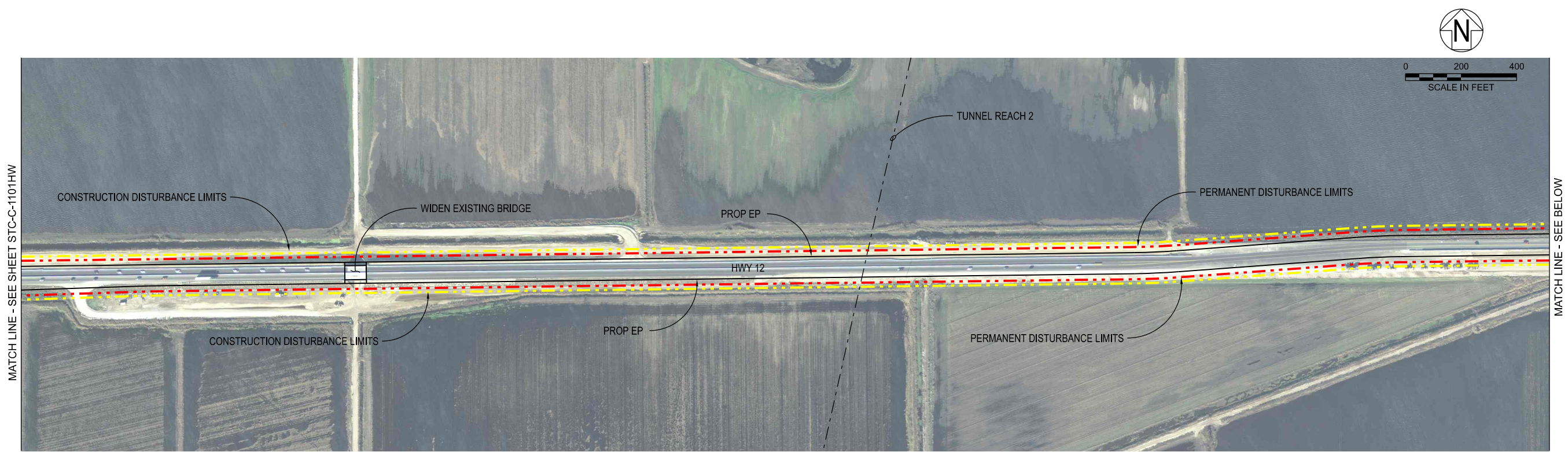
ENGINEERING PROJECT REPORT
DELTA CONVEYANCE PROJECT
SINGLE TUNNEL - CENTRAL CORRIDOR

ACCESS ROAD PLAN
HWY 12 WIDENING AND BOULDIN I/C - 1 of 5

HIGHWAYS/ROADS

VERIFY SCALE BAR IS ONE INCH ON ORIGINAL DRAWING. 0' 1"	
PROJECT NO. W8X97000	
SHEET NO. STC-C-1101HW	
REV	SEQUENCE NO.

NOTE:
1. FOR ACCESS ROAD TYPICAL CROSS SECTIONS, SEE SHEET STC-C-4003HW.



STC-C-1102HW_W8X97000.dgn

DESIGNED	APPROVAL RECOMMENDED
RYAN YOSHIMURA	
DRAWN	APPROVAL BY
JUNE KASHIWADA	
CHECKED	
JIM LORENZEN	

DCA

DELTA CONVEYANCE DESIGN
& CONSTRUCTION AUTHORITY

ENGINEERING PROJECT REPORT
DELTA CONVEYANCE PROJECT
SINGLE TUNNEL - CENTRAL CORRIDOR

ACCESS ROAD PLAN
HWY 12 WIDENING - 2 of 5

VERIFY SCALE BAR IS ONE INCH ON ORIGINAL DRAWING. 0 1"	
PROJECT NO. W8X97000	
SHEET NO. STC-C-1102HW	
REV	SEQUENCE NO.

A

B

C

D

E

F

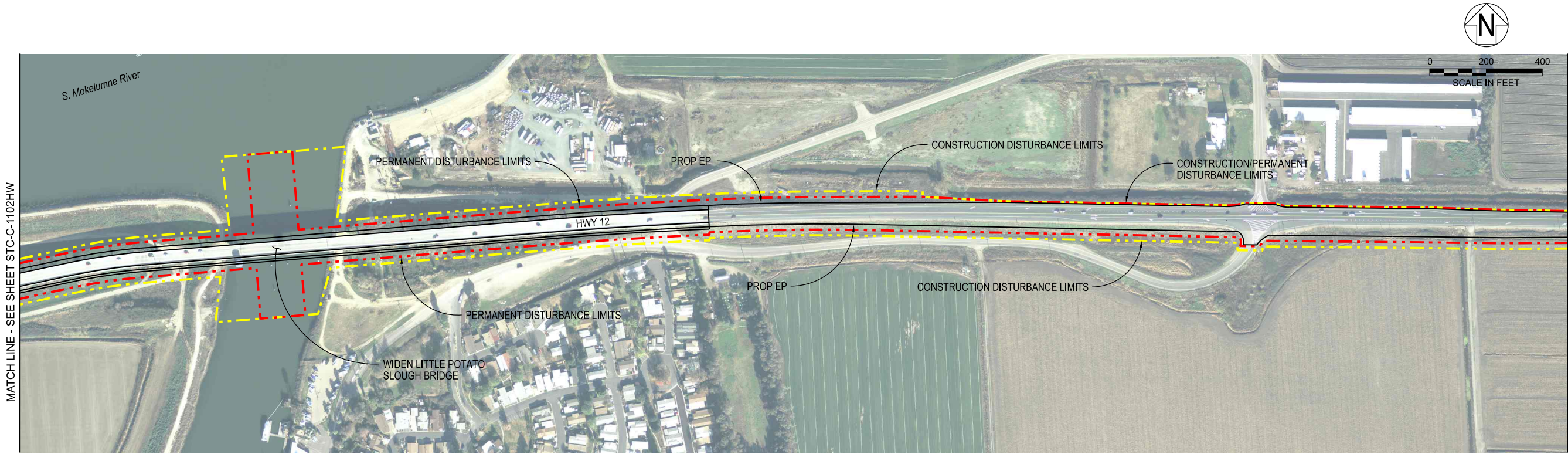
G

H

PLOT DATE:12/14/2021

PLOT TIME:9:37:26 AM

NOTE:
1. FOR ACCESS ROAD TYPICAL CROSS SECTIONS, SEE SHEET STC-C-4003HW & STC-C-4004HW.



				DESIGNED	APPROVAL RECOMMENDED
				RYAN YOSHIMURA	
				DRAWN	APPROVAL BY
				JUNE KASHIWADA	
				CHECKED	
				JIM LORENZEN	
REV	DATE	DESCRIPTION	SUB.	APPD	



ENGINEERING PROJECT REPORT
DELTA CONVEYANCE PROJECT
SINGLE TUNNEL - CENTRAL CORRIDOR

ACCESS ROAD PLAN
HWY 12 WIDENING - 3 of 5

HIGHWAYS/ROADS

VERIFY SCALE
BAR IS ONE INCH ON
ORIGINAL DRAWING.
0' 1"

PROJECT NO.
W8X97000

SHEET NO.
STC-C-1103HW

REV SEQUENCE NO.

STC-C-1103HW_W8X97000.dgn

A

B

C

D

E

F

G

H

NOTE:
1. FOR ACCESS ROAD TYPICAL CROSS SECTIONS, SEE SHEET STC-C-4004HW.

1

2

3

4

5

6

1

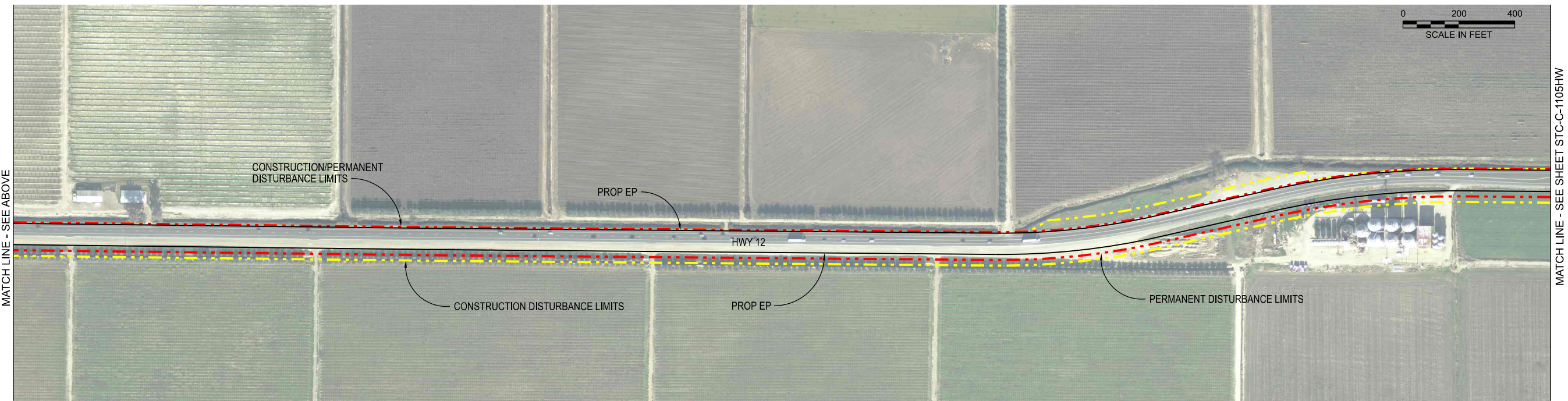
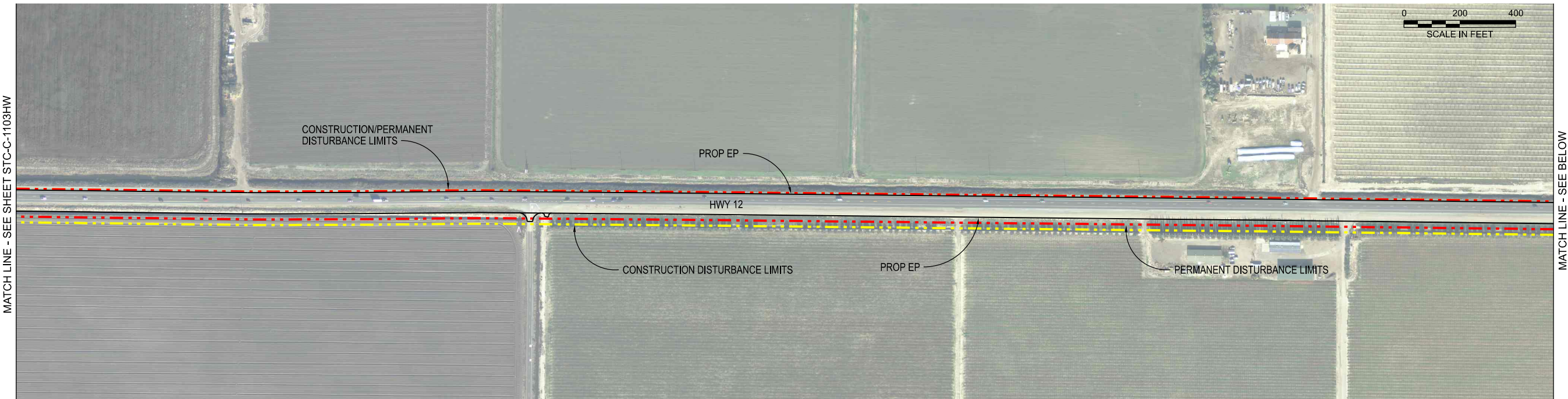
2

3

4

5

6



STC-C-1104HW_W8X97000.dgn

			DESIGNED		APPROVAL RECOMMENDED	
			RYAN YOSHIMURA			
			DRAWN		APPROVAL BY	
			JUNE KASHIWADA			
			CHECKED			
			JIM LORENZEN			
REV	DATE	DESCRIPTION	SUB.	APPD		



ENGINEERING PROJECT REPORT
DELTA CONVEYANCE PROJECT
SINGLE TUNNEL - CENTRAL CORRIDOR

ACCESS ROAD PLAN
HWY 12 WIDENING - 4 of 5

HIGHWAYS/ROADS

VERIFY SCALE BAR IS ONE INCH ON ORIGINAL DRAWING. 0 1"	
PROJECT NO. W8X97000	
SHEET NO. STC-C-1104HW	
REV	SEQUENCE NO.

A

B

C

D

E

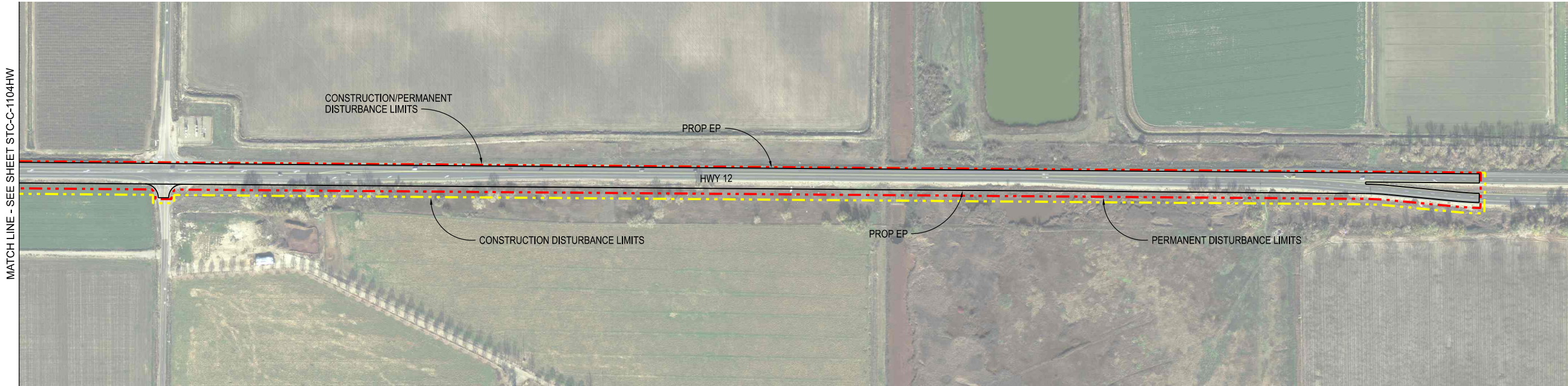

F

G

H

A B C D E F G H

NOTE:
1. FOR ACCESS ROAD TYPICAL CROSS SECTIONS, SEE SHEET STC-C-4004HW.



STC-C-1105HW_W8X97000.dgn

					DESIGNED	APPROVAL RECOMMENDED
					RYAN YOSHIMURA	
					DRAWN	APPROVAL BY
					JUNE KASHIWADA	
					CHECKED	
					JIM LORENZEN	
REV	DATE	DESCRIPTION		SUB.	APPD	



ENGINEERING PROJECT REPORT
DELTA CONVEYANCE PROJECT
SINGLE TUNNEL - CENTRAL CORRIDOR


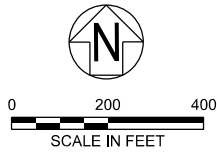
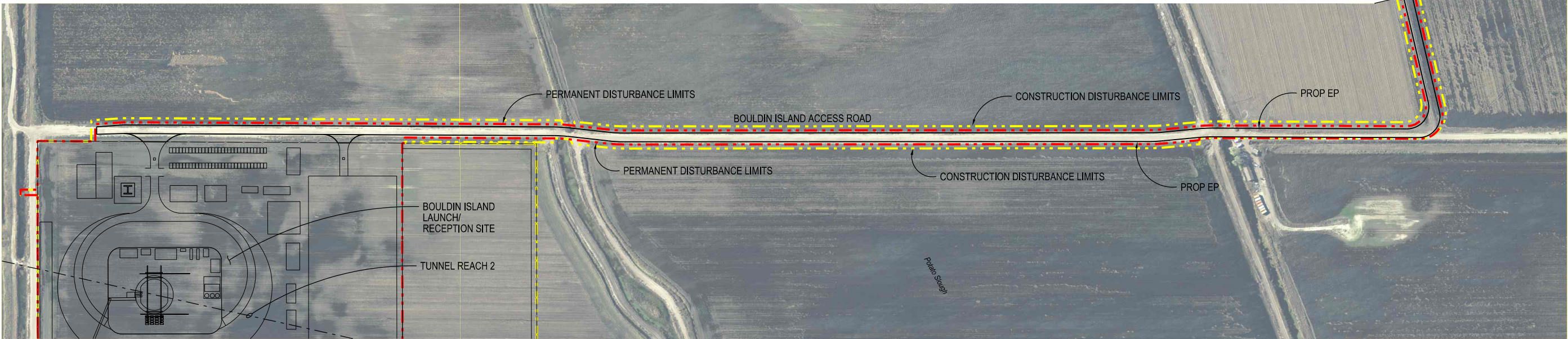
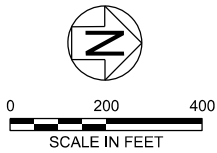
ACCESS ROAD PLAN
HWY 12 WIDENING - 5 of 5

HIGHWAYS/ROADS

VERIFY SCALE BAR IS ONE INCH ON ORIGINAL DRAWING. 0 1"	
PROJECT NO. W8X97000	
SHEET NO. STC-C-1105HW	
REV	SEQUENCE NO.

A B C D E F G H

NOTE:
1. FOR ACCESS ROAD TYPICAL CROSS SECTIONS, SEE SHEET STC-C-4005HW.



STC-C-1110HW_W8X97000.dgn

				DESIGNED	APPROVAL RECOMMENDED
				RYAN YOSHIMURA	
				DRAWN	APPROVAL BY
				JUNE KASHIWADA	
				CHECKED	
				JIM LORENZEN	
REV	DATE	DESCRIPTION	SUB.	APPD	

PLOT DATE:12/14/2021 PLOT TIME:1:08:38 PM



ENGINEERING PROJECT REPORT
DELTA CONVEYANCE PROJECT
SINGLE TUNNEL - CENTRAL CORRIDOR

ACCESS ROAD PLAN
BOULDIN ISLAND ROAD

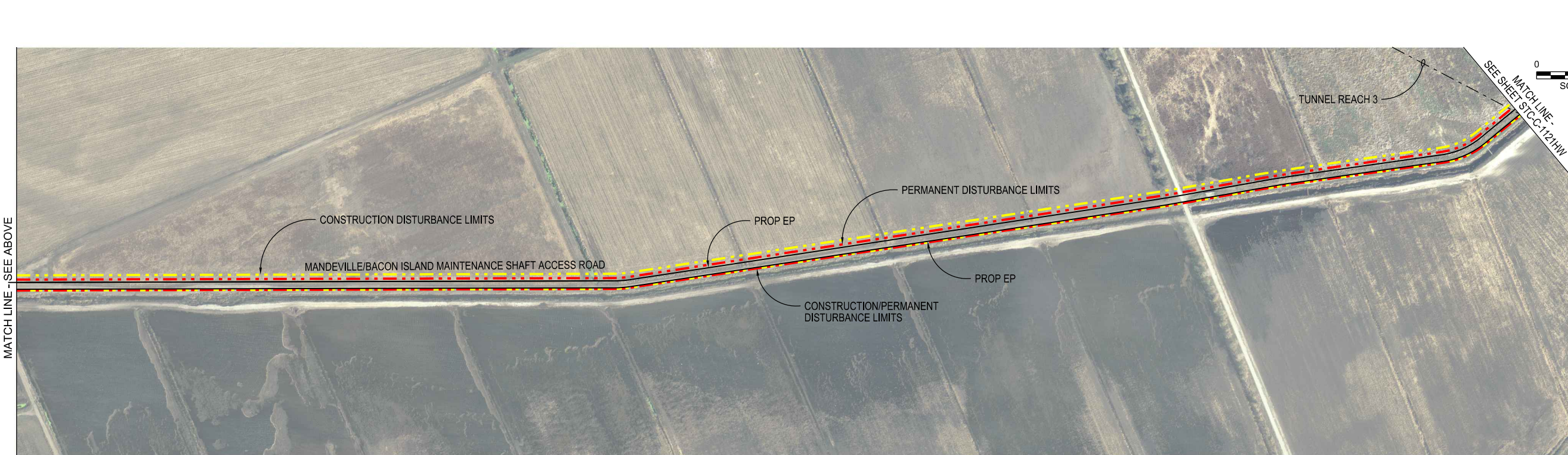
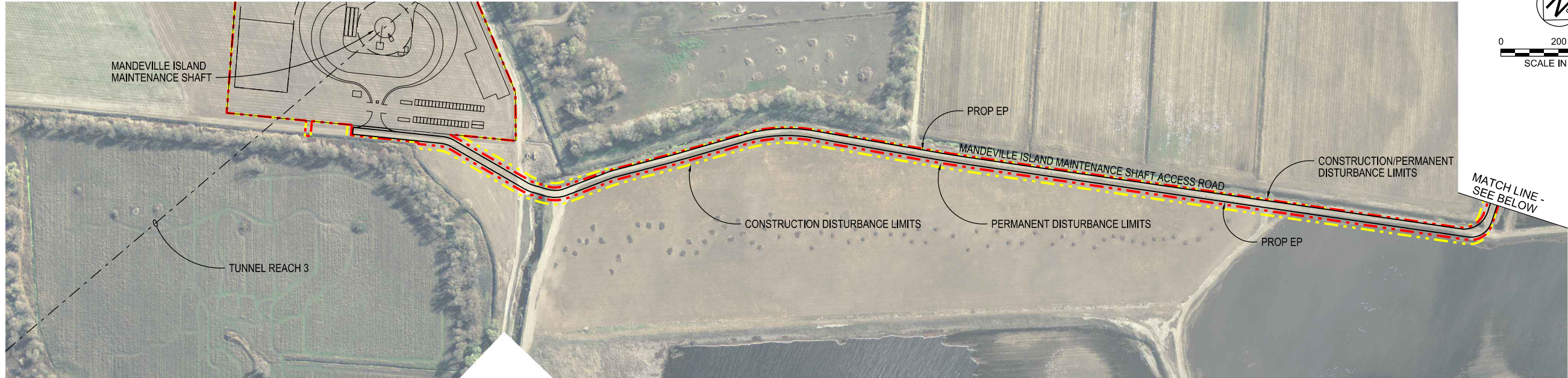
HIGHWAYS/ROADS

VERIFY SCALE BAR IS ONE INCH ON ORIGINAL DRAWING. 0 1"	
PROJECT NO. W8X97000	
SHEET NO. STC-C-1110HW	
REV	SEQUENCE NO.

A B C D E F G H

A B C D E F G H

NOTE:
1. FOR ACCESS ROAD TYPICAL CROSS SECTIONS, SEE SHEET STC-C-4006HW.



STC-C-1120HW_W8X97000.dgn

				DESIGNED	APPROVAL RECOMMENDED
				RYAN YOSHIMURA	
				DRAWN	APPROVAL BY
				JUNE KASHIWADA	
				CHECKED	
				JIM LORENZEN	
REV	DATE	DESCRIPTION	SUB.	APPD	

PLOT DATE:2021/11/19 PLOT TIME:2:48:33 PM

A B C D E F G H



ENGINEERING PROJECT REPORT
DELTA CONVEYANCE PROJECT
SINGLE TUNNEL - CENTRAL CORRIDOR

ACCESS ROAD PLAN

MANDENVILLE ISLAND MAINTENANCE SHAFT - 1 of 5

HIGHWAYS/ROADS

VERIFY SCALE BAR IS ONE INCH ON ORIGINAL DRAWING. 0 1"	
PROJECT NO.	W8X97000
SHEET NO.	STC-C-1120HW
REV	SEQUENCE NO.

A

B

C

D

E

F

G

H

NOTE:
1. FOR ACCESS ROAD TYPICAL CROSS SECTIONS, SEE SHEET STC-C-4006HW.



SEE SHEET STC-C-1122HW

STC-C-1121HW_W8X97000.dgn

		DESIGNED	APPROVAL RECOMMENDED	
		RYAN YOSHIMURA		
		DRAWN	APPROVAL BY	
		JUNE KASHIWADA		
		CHECKED		
		JIM LORENZEN		
REV	DATE	DESCRIPTION	SUB.	APPD
	12/23/2021	FINAL DRAFT BASELINE DRAWINGS		



ENGINEERING PROJECT REPORT
DELTA CONVEYANCE PROJECT
SINGLE TUNNEL - CENTRAL CORRIDOR

ACCESS ROAD PLAN
MANDEVILLE ISLAND MAINTENANCE SHAFT - 2 of 5

HIGHWAYS/ROADS

VERIFY SCALE BAR IS ONE INCH ON ORIGINAL DRAWING. 0 1"	
PROJECT NO. W8X97000	
SHEET NO. STC-C-1121HW	
REV	SEQUENCE NO.

A

B

C

D

E

F

G

H

PLOT DATE:2021/11/19 PLOT TIME:2:56:07 PM

NOTE:
1. FOR ACCESS ROAD TYPICAL CROSS SECTIONS, SEE SHEET STC-C-4006HW.



STC-C-1122HW_W8X97000.dgn

		DESIGNED	APPROVAL RECOMMENDED	
		RYAN YOSHIMURA		
		DRAWN	APPROVAL BY	
		JUNE KASHIWADA		
		CHECKED		
		JIM LORENZEN		
REV	DATE	DESCRIPTION	SUB.	APPD
	12/23/2021	FINAL DRAFT BASELINE DRAWINGS		

PLOT DATE:2021/11/19

PLOT TIME:3:02:18 PM



ENGINEERING PROJECT REPORT
DELTA CONVEYANCE PROJECT
SINGLE TUNNEL - CENTRAL CORRIDOR
ACCESS ROAD PLAN
MANDEVILLE ISLAND MAINTENANCE SHAFT - 3 of 5

HIGHWAYS/ROADS

VERIFY SCALE BAR IS ONE INCH ON ORIGINAL DRAWING. 0 1"	
PROJECT NO. W8X97000	
SHEET NO. STC-C-1122HW	
REV	SEQUENCE NO.



STC-C-1123HW_W8X97000.dgn

					DESIGNED	APPROVAL RECOMMENDED
					RYAN YOSHIMURA	
					DRAWN	APPROVAL BY
					JUNE KASHIWADA	
					CHECKED	
					JIM LORENZEN	
REV	DATE	DESCRIPTION	SUB.	APPD		



ENGINEERING PROJECT REPORT
DELTA CONVEYANCE PROJECT
SINGLE TUNNEL - CENTRAL CORRIDOR

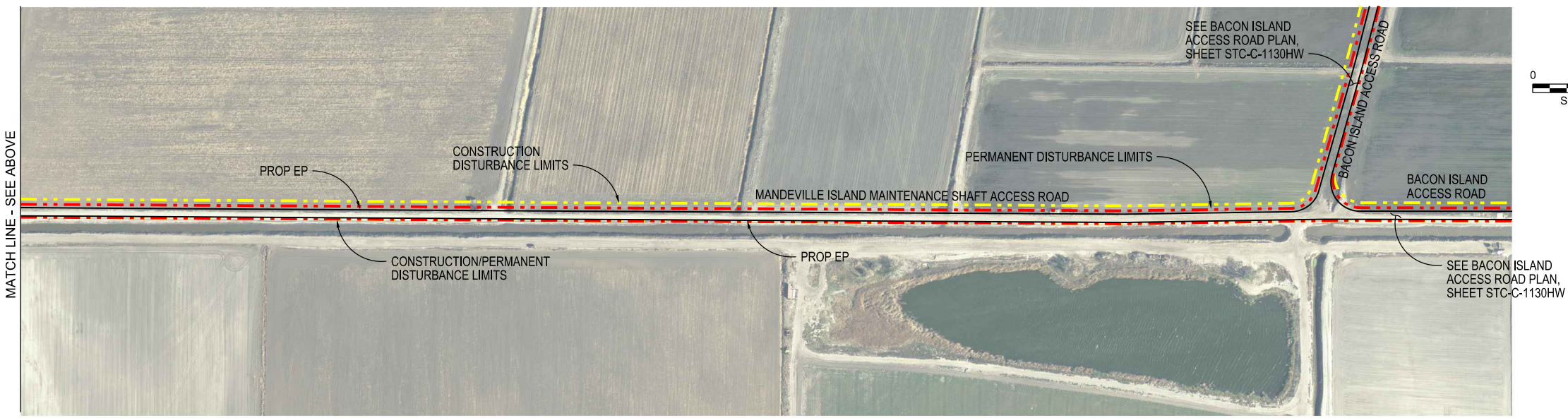
ACCESS ROAD PLAN

MANDEVILLE ISLAND MAINTENANCE SHAFT - 4 of 5

HIGHWAYS/ROADS

VERIFY SCALE BAR IS ONE INCH ON ORIGINAL DRAWING. 0 1"	
PROJECT NO. W8X97000	
SHEET NO. STC-C-1123HW	
REV	SEQUENCE NO.

NOTE:
1. FOR ACCESS ROAD TYPICAL CROSS SECTIONS, SEE SHEET STC-C-4006HW.



STC-C-1124HW_W8X97000.dgn

				DESIGNED	APPROVAL RECOMMENDED
				RYAN YOSHIMURA	
				DRAWN	APPROVAL BY
				JUNE KASHIWADA	
				CHECKED	
				JIM LORENZEN	
REV	DATE	DESCRIPTION	SUB.	APPD	



ENGINEERING PROJECT REPORT
DELTA CONVEYANCE PROJECT
SINGLE TUNNEL - CENTRAL CORRIDOR

ACCESS ROAD PLAN
MANDEVILLE ISLAND MAINTENANCE SHAFT - 5 of 5

HIGHWAYS/ROADS

VERIFY SCALE BAR IS ONE INCH ON ORIGINAL DRAWING. 0 1"	
PROJECT NO. W8X97000	
SHEET NO. STC-C-1124HW	
REV	SEQUENCE NO.

A B C D E F G H

NOTE:
1. FOR ACCESS ROAD TYPICAL CROSS SECTIONS, SEE SHEET STC-C-4006HW.



STC-C-1130HW_W8X97000.dgn

					DESIGNED	APPROVAL RECOMMENDED
					RYAN YOSHIMURA	
					DRAWN	APPROVAL BY
					JUNE KASHIWADA	
					CHECKED	
					JIM LORENZEN	
REV	DATE	DESCRIPTION	SUB.	APPD		

PLOT DATE:20211119 PLOT TIME:3:18:59 PM

A B C D E F G H



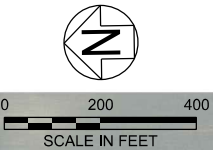
ENGINEERING PROJECT REPORT
DELTA CONVEYANCE PROJECT
SINGLE TUNNEL - CENTRAL CORRIDOR

ACCESS ROAD PLAN
BACON ISLAND RECEPTION SHAFT

HIGHWAYS/ROADS

VERIFY SCALE BAR IS ONE INCH ON ORIGINAL DRAWING. 0 1"	
PROJECT NO. W8X97000	
SHEET NO. STC-C-1130HW	
REV	SEQUENCE NO.

NOTE:
1. FOR ACCESS ROAD TYPICAL CROSS SECTIONS, SEE SHEET STC-C-4006HW.



MATCH LINE -
SEE STC-C-1141HW



STC-C-1140HW_W8X97000.dgn

				DESIGNED	APPROVAL RECOMMENDED
				RYAN YOSHIMURA	
				DRAWN	APPROVAL BY
				JUNE KASHIWADA	
				CHECKED	
				JIM LORENZEN	
REV	DATE	DESCRIPTION	SUB.	APPD	



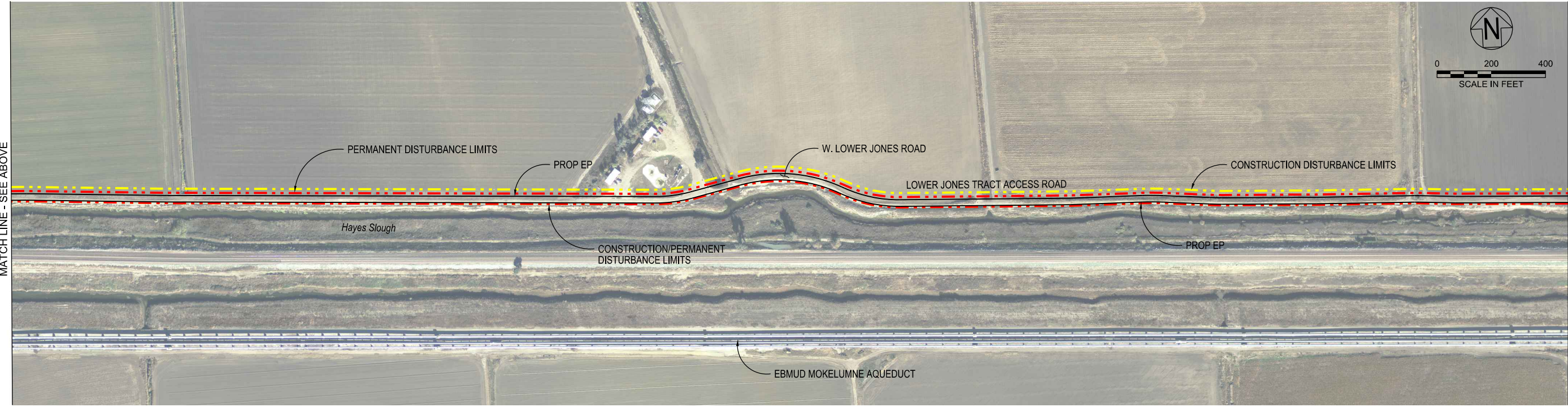
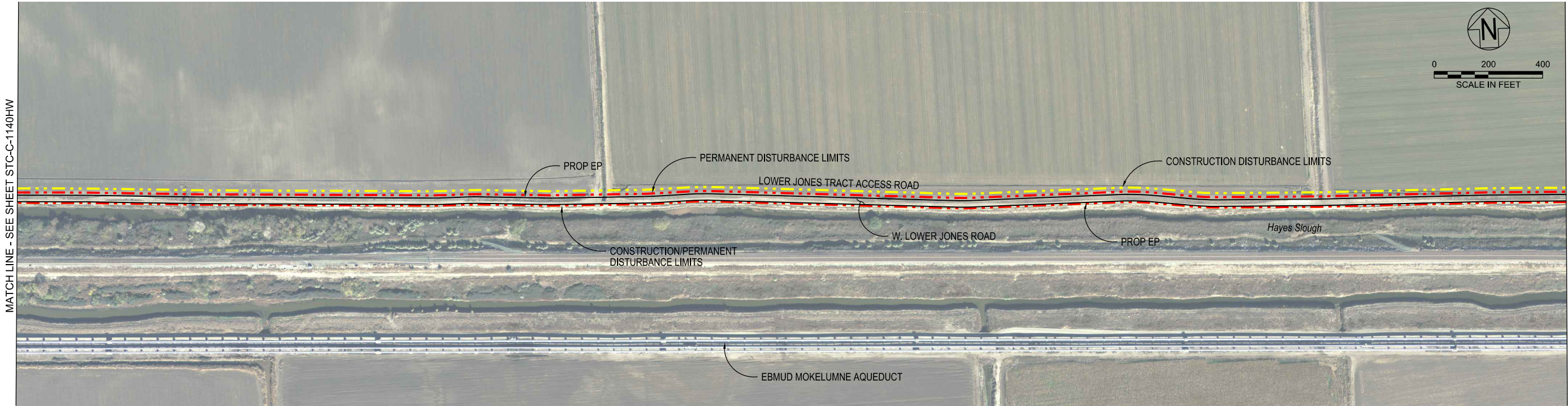
ENGINEERING PROJECT REPORT
DELTA CONVEYANCE PROJECT
SINGLE TUNNEL - CENTRAL CORRIDOR

ACCESS ROAD PLAN
LOWER JONES ROAD - 1 of 4

HIGHWAYS/ROADS

VERIFY SCALE BAR IS ONE INCH ON ORIGINAL DRAWING. 0 1"	
PROJECT NO.	W8X97000
SHEET NO.	STC-C-1140HW
REV	SEQUENCE NO.

NOTE:
1. FOR ACCESS ROAD TYPICAL CROSS SECTIONS, SEE SHEET STC-C-4006HW.



STC-C-1141HW_W8X97000.dgn

				DESIGNED	APPROVAL RECOMMENDED
				RYAN YOSHIMURA	
				DRAWN	APPROVAL BY
				JUNE KASHIWADA	
				CHECKED	
				JIM LORENZEN	
REV	DATE	DESCRIPTION	SUB.	APPD	



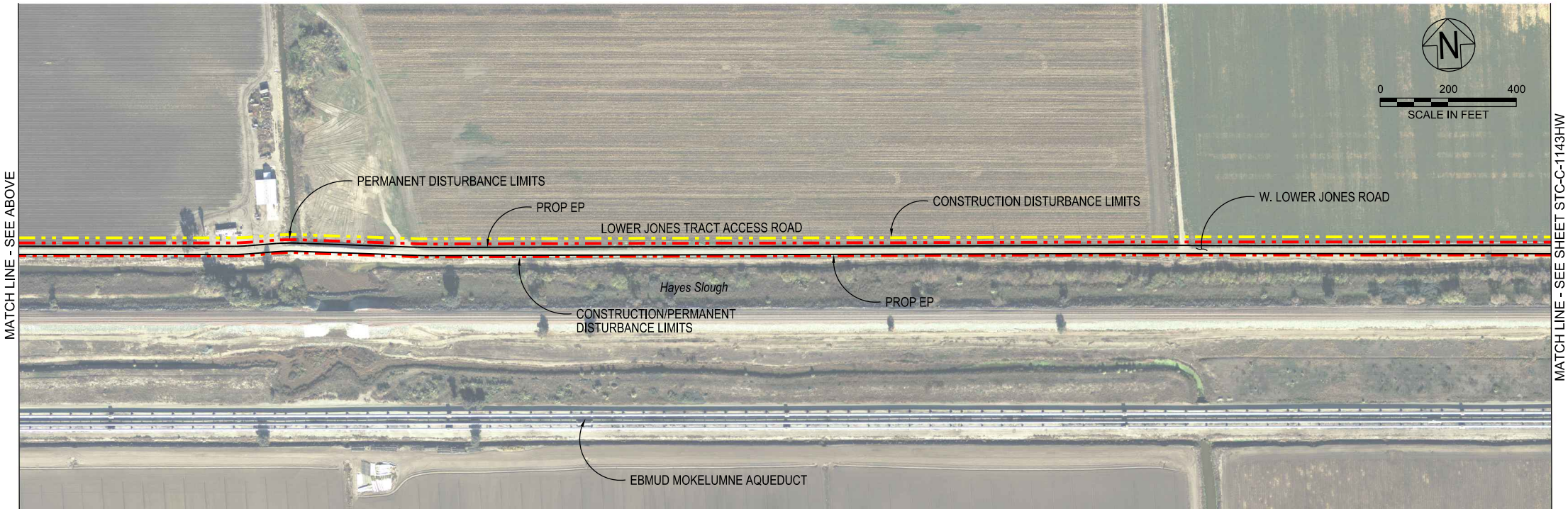
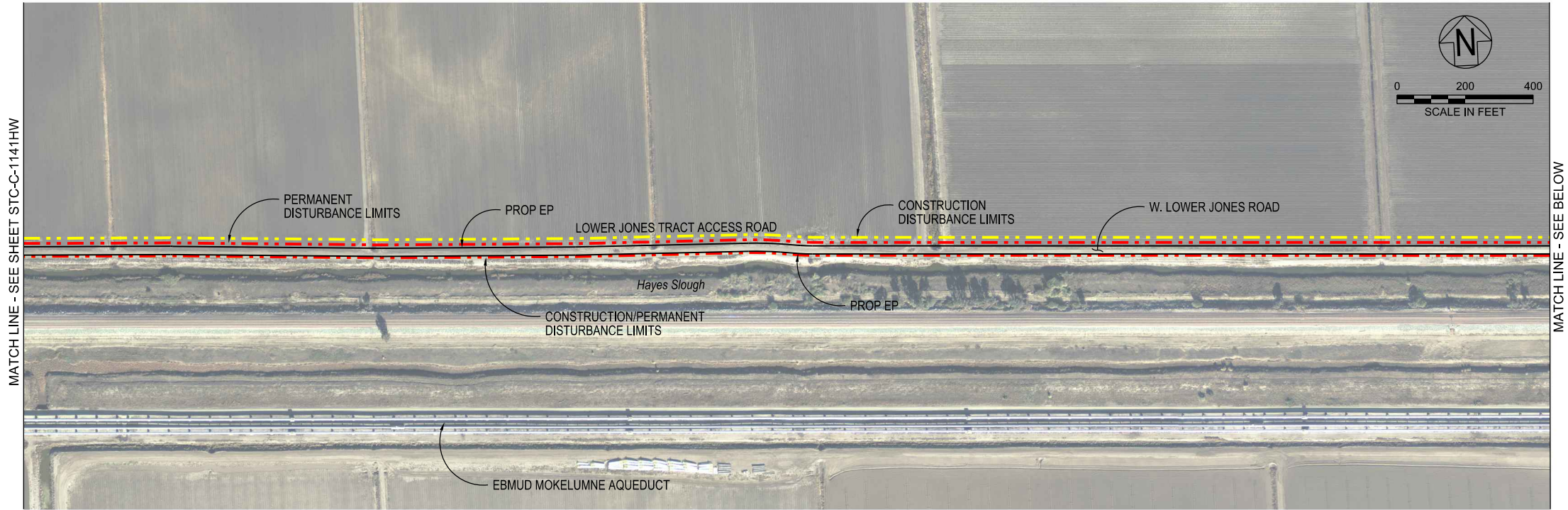
ENGINEERING PROJECT REPORT
DELTA CONVEYANCE PROJECT
SINGLE TUNNEL - CENTRAL CORRIDOR

ACCESS ROAD PLAN
LOWER JONES ROAD - 2 of 4

HIGHWAYS/ROADS

VERIFY SCALE BAR IS ONE INCH ON ORIGINAL DRAWING. 0 1"	
PROJECT NO. W8X97000	
SHEET NO. STC-C-1141HW	
REV	SEQUENCE NO.

NOTE:
1. FOR ACCESS ROAD TYPICAL CROSS SECTIONS, SEE SHEET STC-C-4006HW.



STC-C-1142HW_W8X97000.dgn

				DESIGNED	APPROVAL RECOMMENDED
				RYAN YOSHIMURA	
				DRAWN	APPROVAL BY
				JUNE KASHIWADA	
				CHECKED	
				JIM LORENZEN	
REV	DATE	DESCRIPTION	SUB.	APPD	



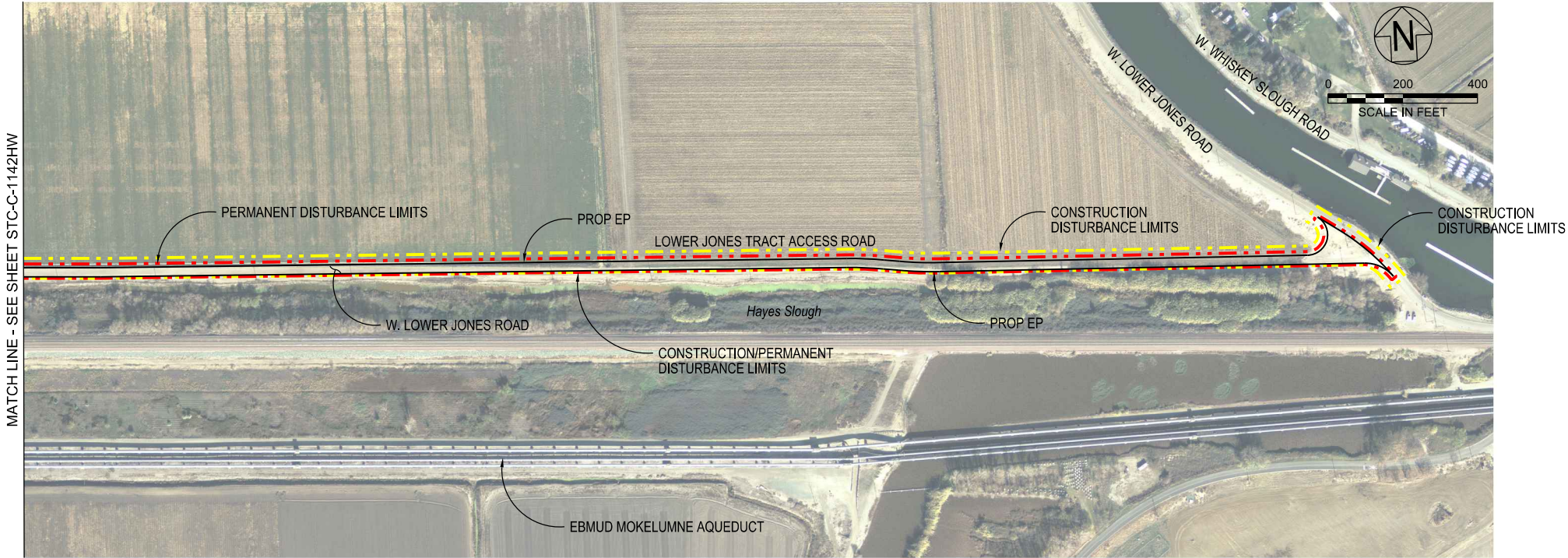
ENGINEERING PROJECT REPORT
DELTA CONVEYANCE PROJECT
SINGLE TUNNEL - CENTRAL CORRIDOR

ACCESS ROAD PLAN
LOWER JONES ROAD - 3 of 4

HIGHWAYS/ROADS

VERIFY SCALE BAR IS ONE INCH ON ORIGINAL DRAWING. 0 1"	
PROJECT NO. W8X97000	
SHEET NO. STC-C-1142HW	
REV	SEQUENCE NO.

NOTE:
1. FOR ACCESS ROAD TYPICAL CROSS SECTIONS, SEE SHEET STC-C-4006HW.



STC-C-1143HW_W8X97000.dgn

				DESIGNED	APPROVAL RECOMMENDED
				RYAN YOSHIMURA	
				DRAWN	APPROVAL BY
				JUNE KASHIWADA	
				CHECKED	
				JIM LORENZEN	
REV	DATE	DESCRIPTION	SUB.	APPD	



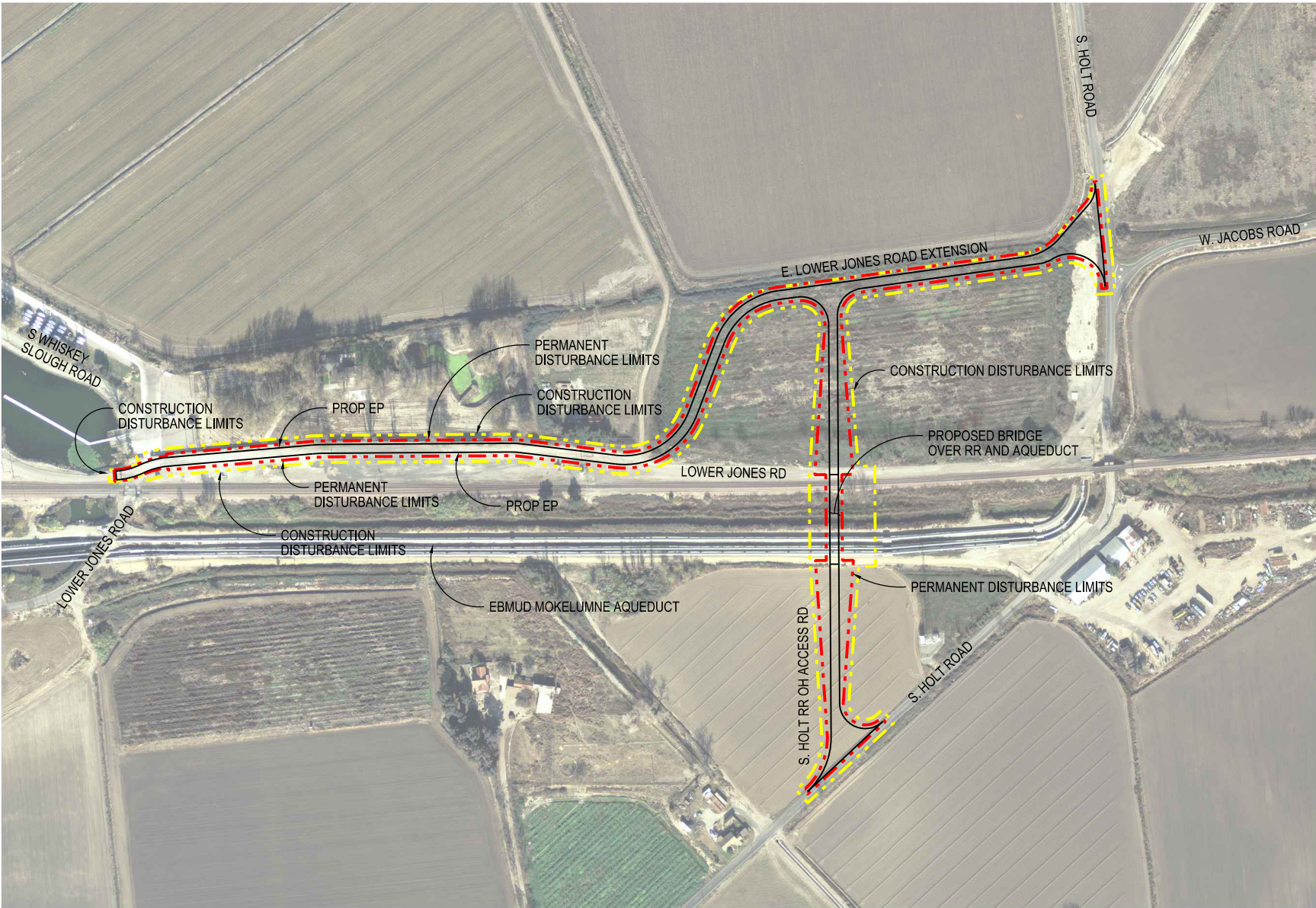
ENGINEERING PROJECT REPORT
DELTA CONVEYANCE PROJECT
SINGLE TUNNEL - CENTRAL CORRIDOR

ACCESS ROAD PLAN
LOWER JONES ROAD - 4 of 4

HIGHWAYS/ROADS

VERIFY SCALE BAR IS ONE INCH ON ORIGINAL DRAWING. 0' 1"	
PROJECT NO. W8X97000	
SHEET NO. STC-C-1143HW	
REV	SEQUENCE NO.

NOTE:
1. FOR ACCESS ROAD TYPICAL CROSS SECTIONS, SEE SHEET STC-C-4006HW.



STC-C-1150HW_W8X97000.dgn

				DESIGNED	APPROVAL RECOMMENDED
				RYAN YOSHIMURA	
				DRAWN	APPROVAL BY
				JUNE KASHIWADA	
				CHECKED	
				JIM LORENZEN	
REV	DATE	DESCRIPTION	SUB.	APPD	



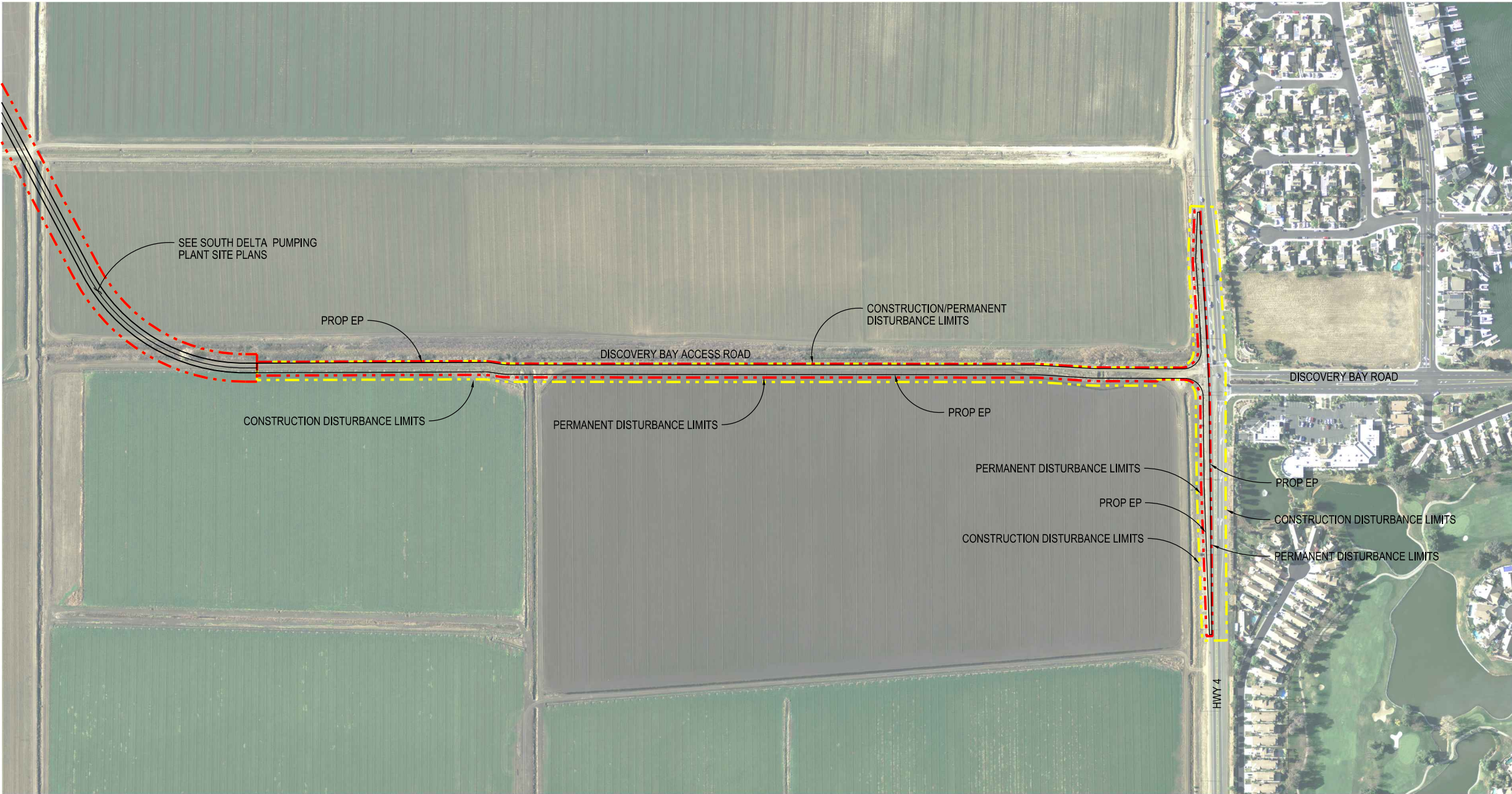
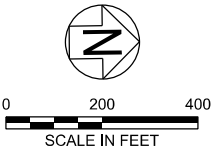
ENGINEERING PROJECT REPORT
DELTA CONVEYANCE PROJECT
SINGLE TUNNEL - CENTRAL CORRIDOR

ACCESS ROAD PLAN
E. LOWER JONES ROAD EXTENSION/S. HOLT RR OH

HIGHWAYS/ROADS

VERIFY SCALE BAR IS ONE INCH ON ORIGINAL DRAWING. 0 1"	
PROJECT NO. W8X97000	
SHEET NO. STC-C-1150HW	
REV	SEQUENCE NO.

NOTE:
1. FOR ACCESS ROAD TYPICAL CROSS SECTIONS, SEE SHEET STC-C-4007HW.



STC-C-1170HW_W8X97000.dgn

				DESIGNED	APPROVAL RECOMMENDED
				RYAN YOSHIMURA	
				DRAWN	APPROVAL BY
				JUNE KASHIWADA	
				CHECKED	
				JIM LORENZEN	
REV	DATE	DESCRIPTION	SUB.	APPD	

PLOT DATE:2021111\20 PLOT TIME:6:22:39 PM



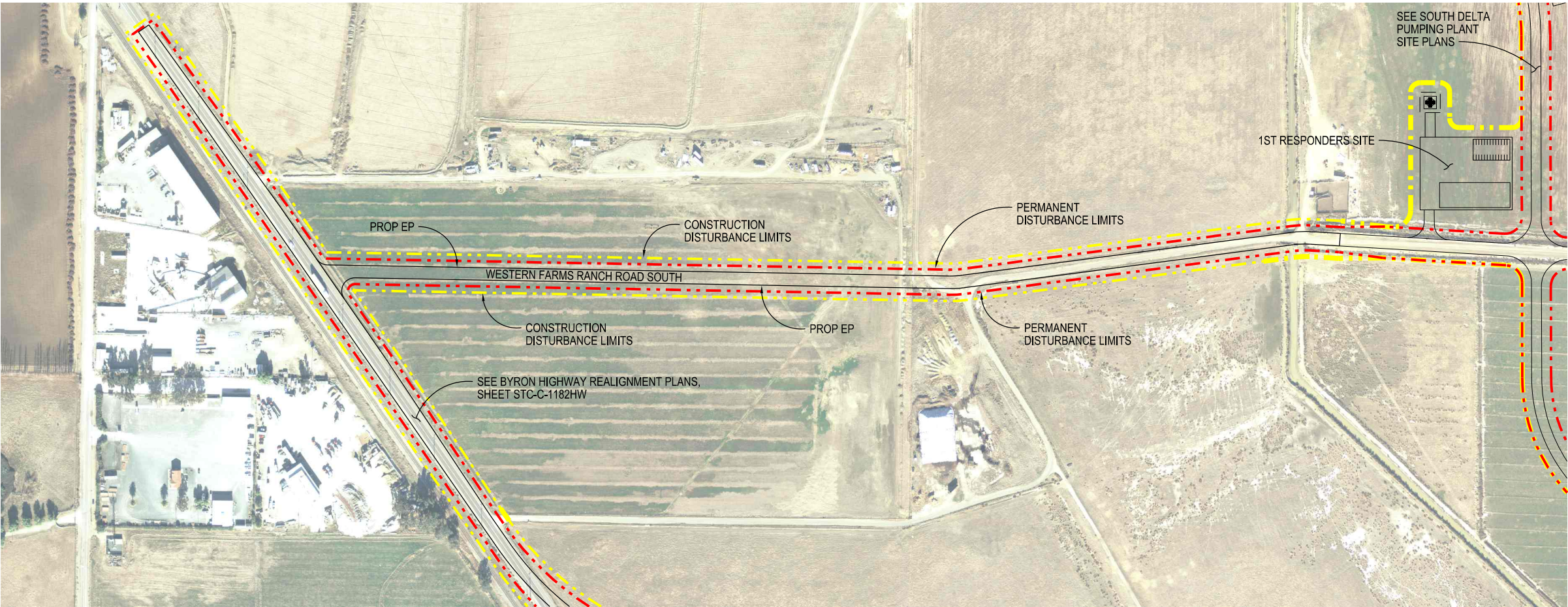
ENGINEERING PROJECT REPORT
DELTA CONVEYANCE PROJECT
SINGLE TUNNEL - CENTRAL CORRIDOR

ACCESS ROAD PLAN
DISCOVERY BAY

HIGHWAYS/ROADS

VERIFY SCALE BAR IS ONE INCH ON ORIGINAL DRAWING. 0 1"	
PROJECT NO. W8X97000	
SHEET NO. STC-C-1170HW	
REV	SEQUENCE NO.

NOTE:
1. FOR ACCESS ROAD TYPICAL CROSS SECTIONS, SEE SHEET STC-C-4007HW.



STC-C-1180HW_W8X97000.dgn

			DESIGNED		APPROVAL RECOMMENDED	
			SERGIO ARELLANO			
			DRAWN		APPROVAL BY	
			JUNE KASHIWADA			
			CHECKED			
			NEIL PAYNTER			
REV	DATE	DESCRIPTION	SUB.	APPD		
	12/23/2021	FINAL DRAFT BASELINE DRAWINGS				



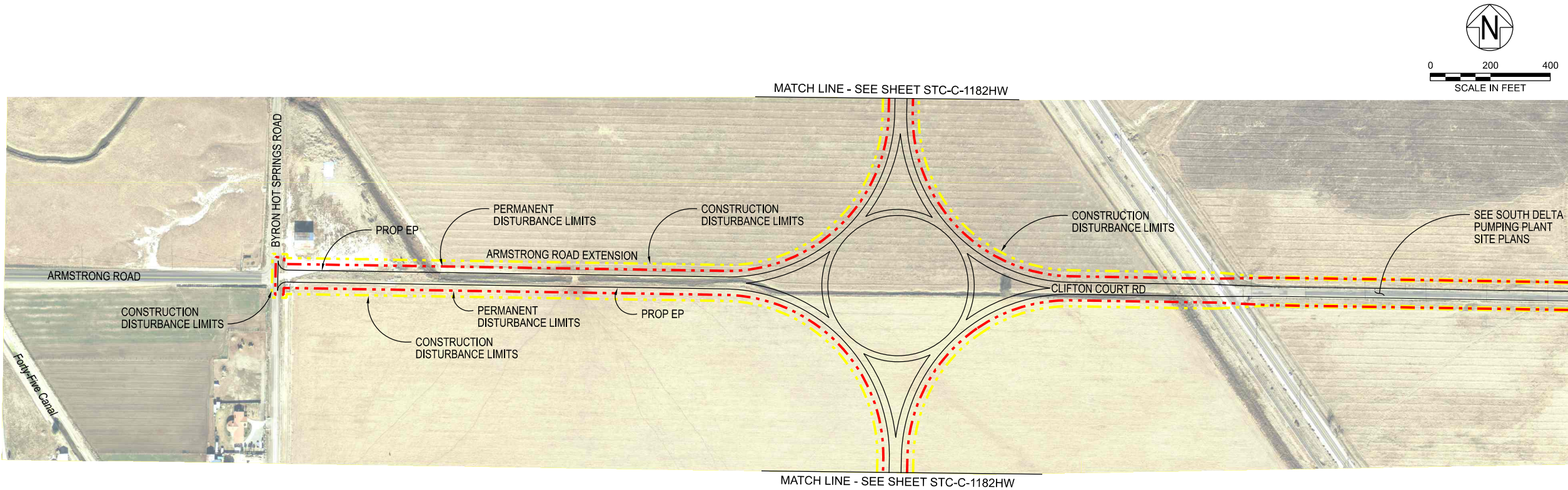
ENGINEERING PROJECT REPORT
DELTA CONVEYANCE PROJECT
SINGLE TUNNEL - CENTRAL CORRIDOR

ACCESS ROAD PLAN
WESTERN FARMS RANCH RD SOUTH REALIGNMENT

HIGHWAYS/ROADS

VERIFY SCALE BAR IS ONE INCH ON ORIGINAL DRAWING. 0 1"	
PROJECT NO. W8X97000	
SHEET NO. STC-C-1180HW	
REV	SEQUENCE NO.

NOTE:
1. FOR ACCESS ROAD TYPICAL CROSS SECTIONS, SEE SHEET STC-C-4007HW.



STC-C-1181HW_W8X97000.dgn

				DESIGNED	APPROVAL RECOMMENDED
				SERGIO ARELLANO	
				DRAWN	APPROVAL BY
				JUNE KASHIWADA	
				CHECKED	
				NEIL PAYNTER	
REV	DATE	DESCRIPTION	SUB.	APPD	



ENGINEERING PROJECT REPORT
DELTA CONVEYANCE PROJECT
SINGLE TUNNEL - CENTRAL CORRIDOR

ACCESS ROAD PLAN
ARMSTRONG ROAD EXTENSION

HIGHWAYS/ROADS

VERIFY SCALE BAR IS ONE INCH ON ORIGINAL DRAWING. 0	
PROJECT NO. W8X97000	
SHEET NO. STC-C-1181HW	
REV	SEQUENCE NO.

A

B

C

D

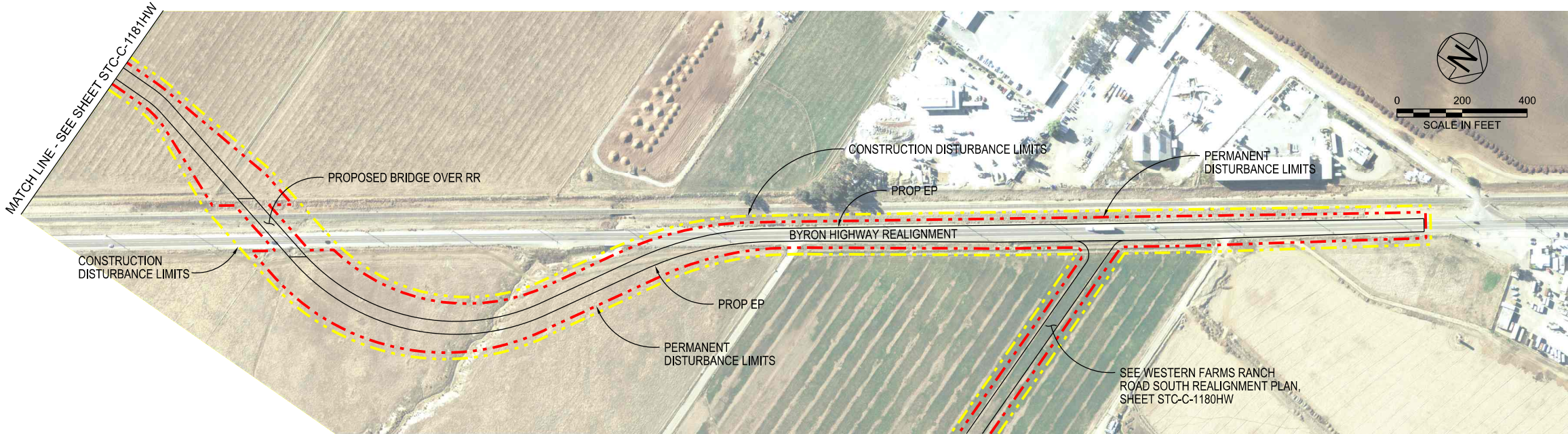
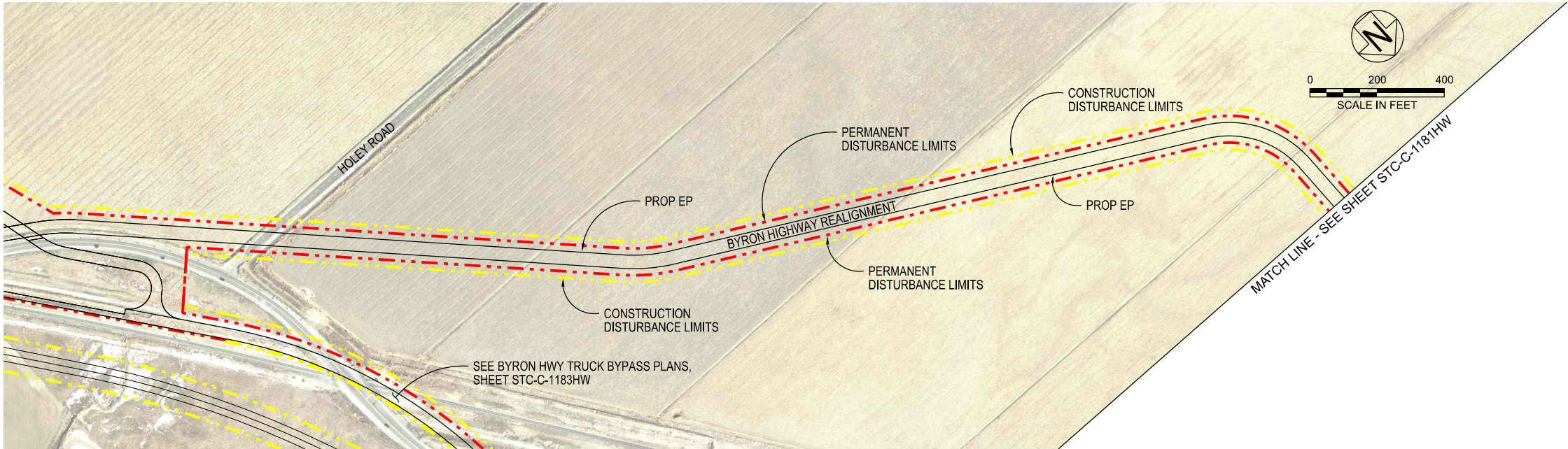
E

F

G

H

NOTE:
1. FOR ACCESS ROAD TYPICAL CROSS SECTIONS, SEE SHEET STC-C-4008HW.



STC-C-1182HW_W8X97000.dgn

					DESIGNED		APPROVAL RECOMMENDED
					SERGIO ARELLANO		
					DRAWN		APPROVAL BY
					JUNE KASHIWADA		
					CHECKED		
					NEIL PAYNTER		
REV	DATE	DESCRIPTION	SUB.	APPD			

PLOT DATE:12/14/2021 PLOT TIME:1:43:40 PM



ENGINEERING PROJECT REPORT
DELTA CONVEYANCE PROJECT
SINGLE TUNNEL - CENTRAL CORRIDOR

ACCESS ROAD PLAN
BYRON HIGHWAY REALIGNMENT

HIGHWAYS/ROADS

VERIFY SCALE BAR IS ONE INCH ON ORIGINAL DRAWING. 0 1"	
PROJECT NO. W8X97000	
SHEET NO. STC-C-1182HW	
REV	SEQUENCE NO.

1. FOR ACCESS ROAD TYPICAL CROSS SECTIONS,
SEE SHEET STC-C-4008HW.

ITALIAN SLOUGH —

REV	SEQUENCE NO.
-----	--------------

						DESIGNED	APPROVAL RECOMMENDED
						SERGIO ARELLANO	
						DRAWN	APPROVAL BY
						JUNE KASHIWADA	
	12/23/2021	FINAL DRAFT BASELINE DRAWINGS				CHECKED	
						NEIL PAYNTER	
REV	DATE	DESCRIPTION			SUB.	APPD	



STC-C-1183HW_W8X97000.dgn

PLOT DATE:2021\11\19 PLOT TIME:4:27:20 PM

NOTE:
1. FOR ACCESS ROAD TYPICAL CROSS SECTIONS, SEE SHEET STC-C-4008HW.

1

2

3

4

5

6

1

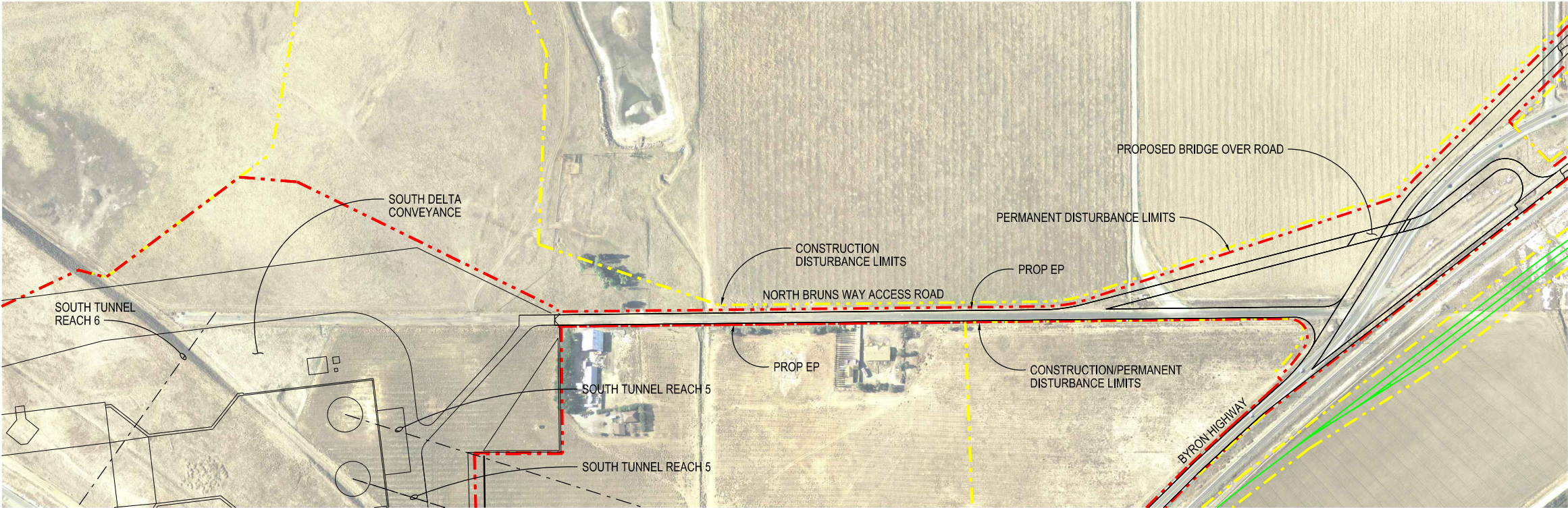
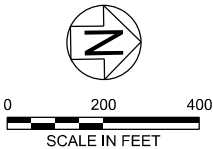
2

3

4

5

6



SEE BYRON HIGHWAY
REALIGNMENT PLAN,
SHEET STC-C-1182HW

SEE BYRON HIGHWAY
TRUCK BYPASS PLAN,
SHEET STC-C-1183HW

STC-C-1190-HW_W8X97000.dgn

				DESIGNED	APPROVAL RECOMMENDED
				RYAN YOSHIMURA	
				DRAWN	APPROVAL BY
				JUNE KASHIWADA	
				CHECKED	
				JIM LORENZEN	
REV	DATE	DESCRIPTION	SUB.	APPD	

HIGHWAYS/ROADS



ENGINEERING PROJECT REPORT
DELTA CONVEYANCE PROJECT
SINGLE TUNNEL - CENTRAL CORRIDOR

ACCESS ROAD PLAN
NORTH BRUNS WAY

VERIFY SCALE BAR IS ONE INCH ON ORIGINAL DRAWING. 0 1"	
PROJECT NO. W8X97000	
SHEET NO. STC-C-1190HW	
REV	SEQUENCE NO.

1

2

3

4

5

6

1

2

3

4

5

6

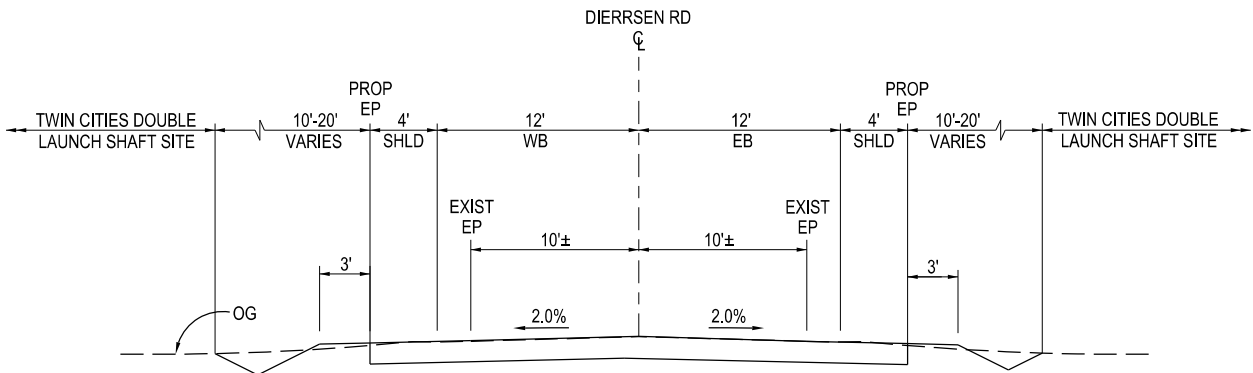
NOTE:

1. NEW SMUD LINE (SAME ALIGNMENT AS EXISTING).

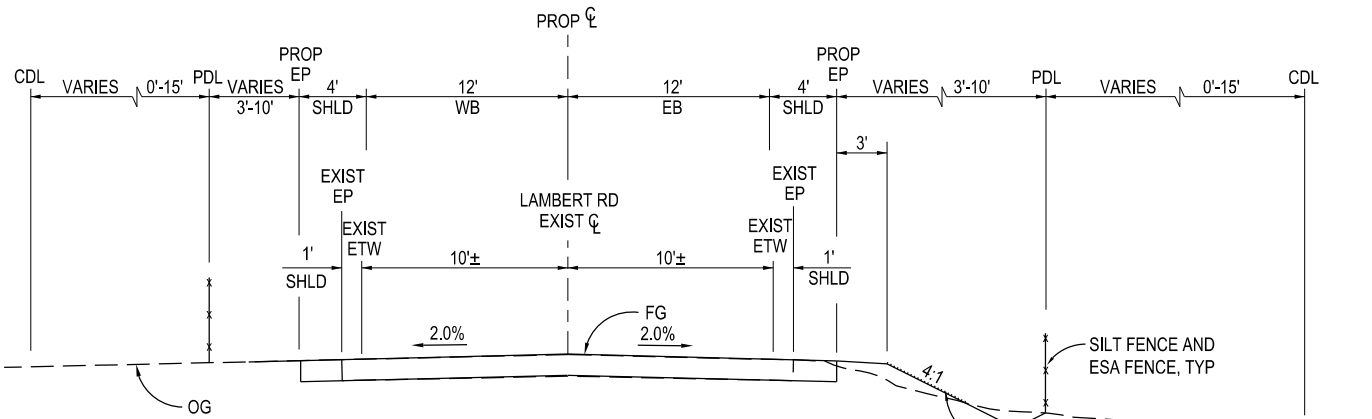
2. UNLESS SPECIFICALLY INDICATED, ALL NEW OR IMPROVED ACCESS ROADS WILL BE PAVED WITH ASPHALT OVER A GRAVEL BASE COURSE.

ABBREVIATIONS:

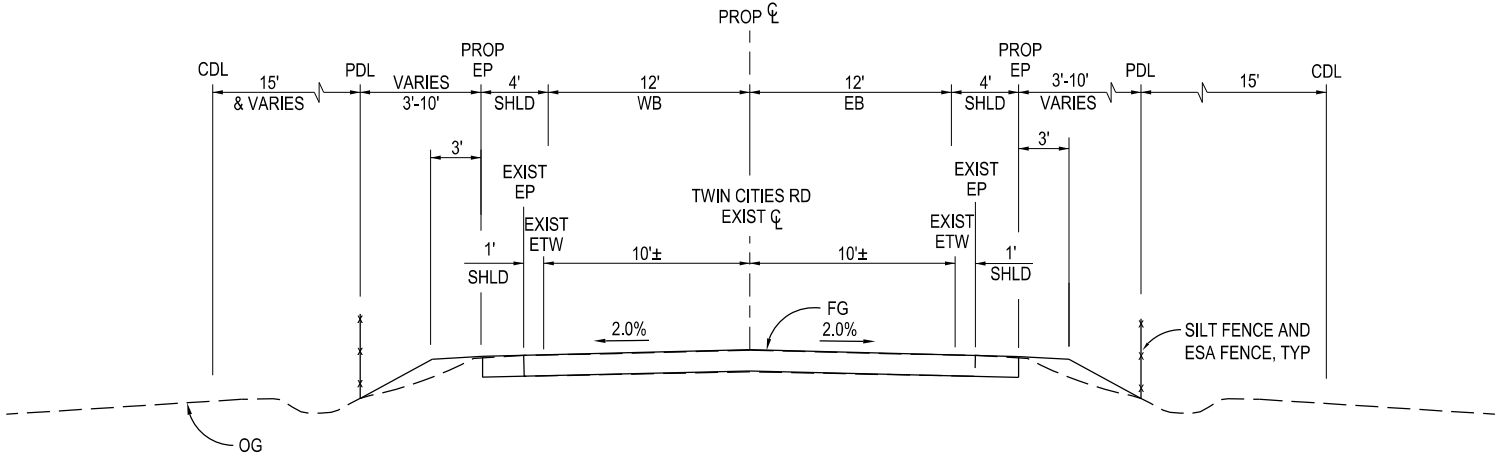
CDL	CONSTRUCTION DISTURBANCE LIMITS
EB	EASTBOUND
EP	EDGE OF PAVEMENT
ESA	ENVIRONMENTALLY SENSITIVE AREA
ETW	EDGE OF TRAVEL WAY
EXIST	EXISTING
FG	FINISHED GRADE
HWY	HIGHWAY
NB	NORTHBOUND
OG	ORIGINAL GROUND
PDL	PERMANENT DISTURBANCE LIMITS
PROP	PROPOSED
RD	ROAD
RR	RAILROAD
SB	SOUTHBOUND
SHLD	SHOULDER
SMUD	SACRAMENTO MUNICIPAL UTILITY DISTRICT
TYP	TYPICAL
WB	WESTBOUND
WY	WAY



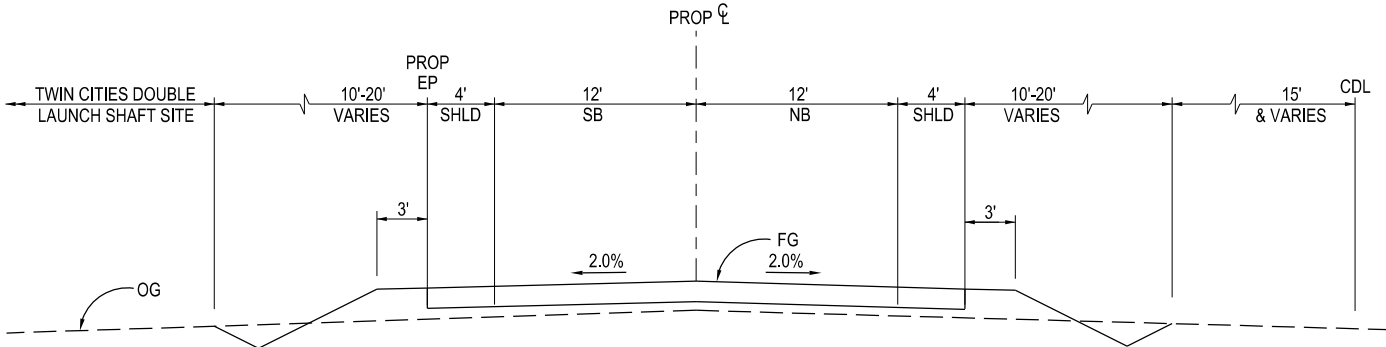
DIERSSEN ROAD WIDENING
TYPICAL CROSS SECTION
NO SCALE



LAMBERT ROAD WIDENING
TYPICAL CROSS SECTION
NO SCALE



TWIN CITIES ROAD WIDENING
TYPICAL CROSS SECTION
NO SCALE



FRANKLIN BLVD REALIGNMENT
TYPICAL CROSS SECTION
NO SCALE

STC-C-4001HW_W8X97000.dgn

				DESIGNED	APPROVAL RECOMMENDED
				RYAN YOSHIMURA	
				DRAWN	APPROVAL BY
				JUNE KASHIWADA	
				CHECKED	
				JIM LORENZEN	
REV	DATE	DESCRIPTION	SUB.	APPD	

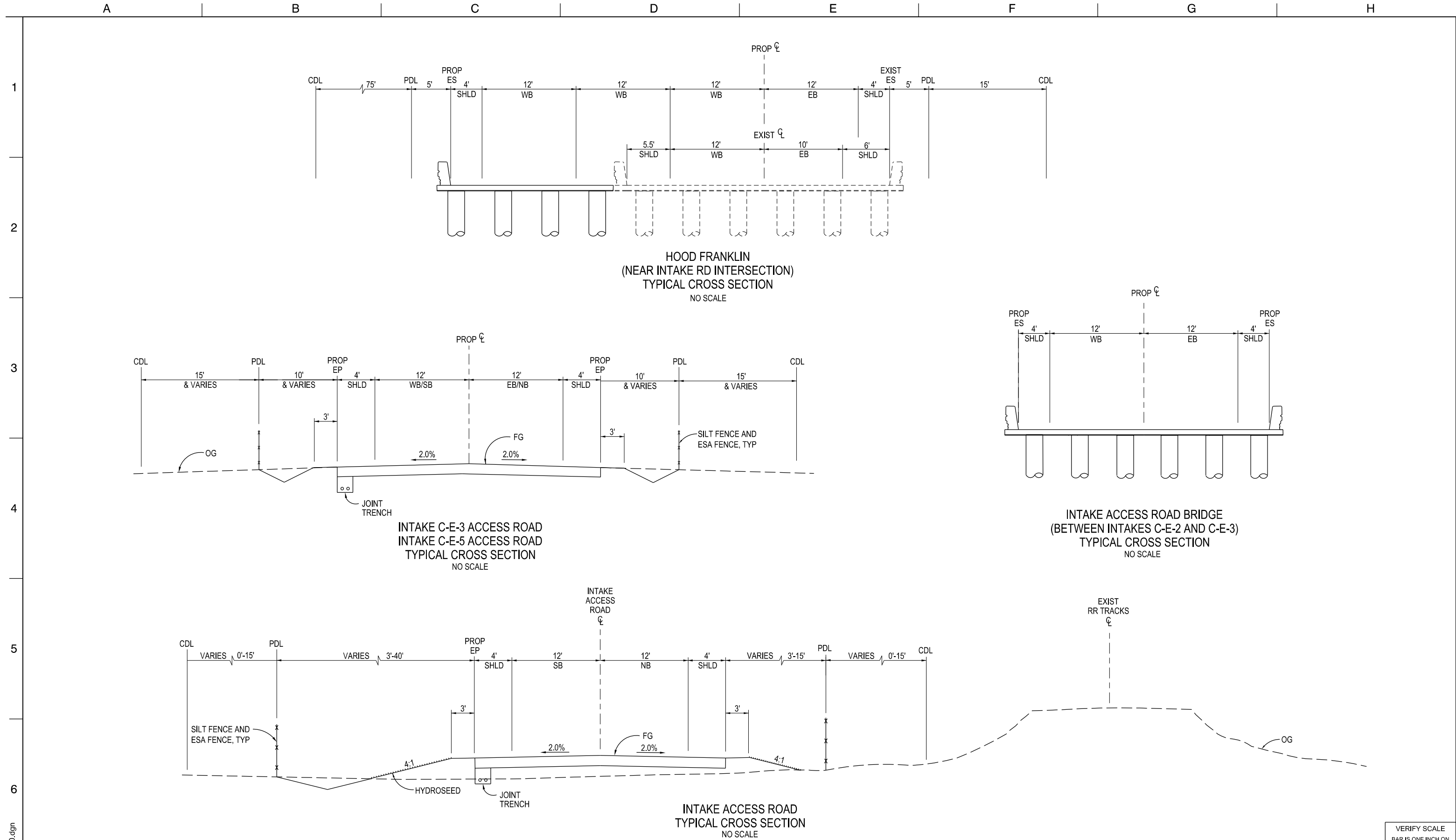


ENGINEERING PROJECT REPORT
DELTA CONVEYANCE PROJECT
SINGLE TUNNEL - CENTRAL CORRIDOR

ACCESS ROAD
TYPICAL CROSS SECTIONS - 1 of 8

HIGHWAYS/ROADS

VERIFY SCALE BAR IS ONE INCH ON ORIGINAL DRAWING. 0" 1"	
PROJECT NO. W8X97000	
SHEET NO. STC-C-4001HW	
REV	SEQUENCE NO.



STC-C-4002HW_W8X97000.dgn

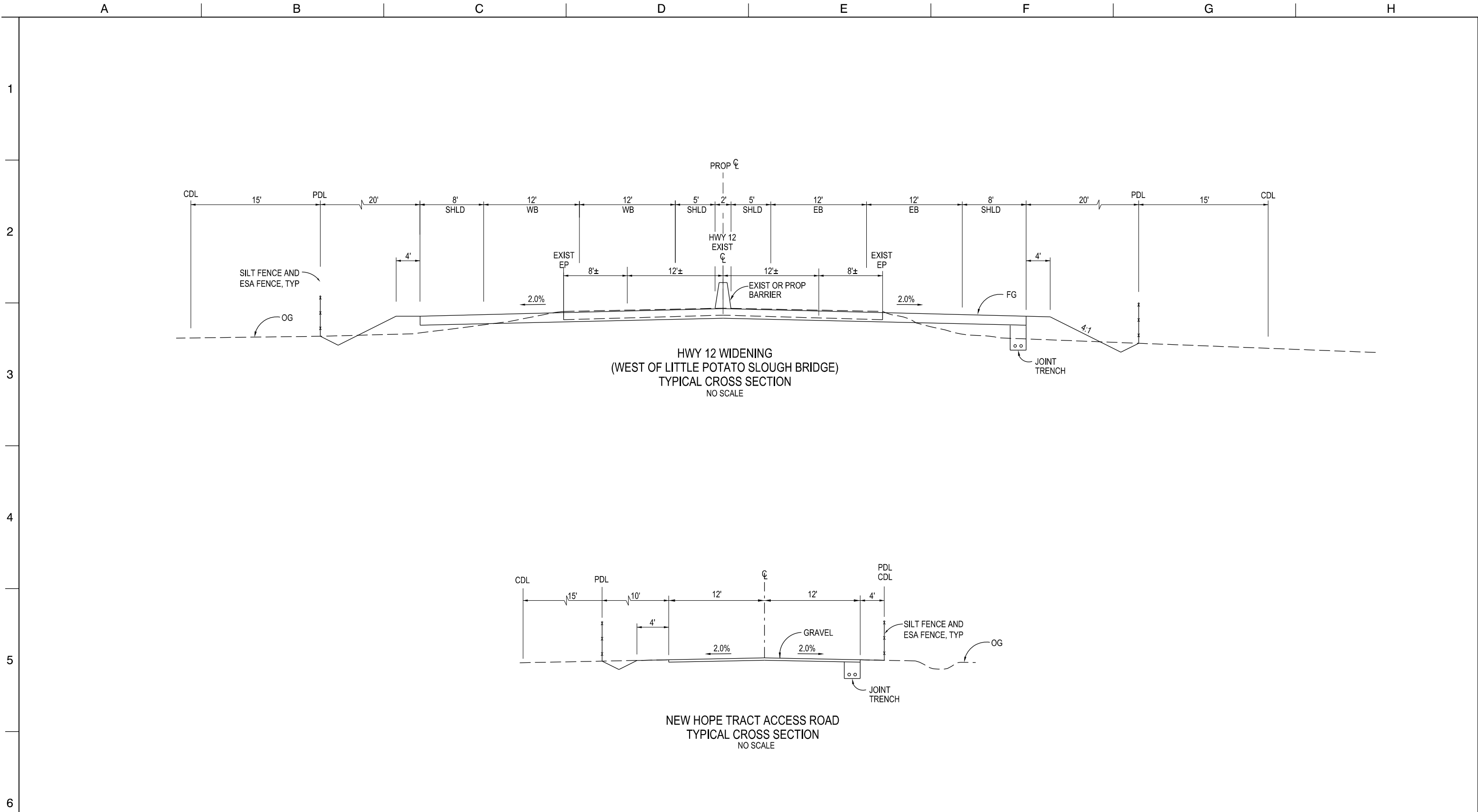
				DESIGNED	APPROVAL RECOMMENDED
				RYAN YOSHIMURA	
				DRAWN	APPROVAL BY
				JUNE KASHIWADA	
				CHECKED	
				JIM LORENZEN	
REV	DATE	DESCRIPTION	SUB.	APPD	



ENGINEERING PROJECT REPORT
DELTA CONVEYANCE PROJECT
SINGLE TUNNEL - CENTRAL CORRIDOR

ACCESS ROAD
TYPICAL CROSS SECTIONS - 2 of 8

VERIFY SCALE BAR IS ONE INCH ON ORIGINAL DRAWING. 0 1"	
PROJECT NO.	W8X97000
SHEET NO.	STC-C-4002HW
REV	SEQUENCE NO.



STC-C-4003HW_W8X97000.dgn

		DESIGNED	APPROVAL RECOMMENDED	
		RYAN YOSHIMURA		
		DRAWN	APPROVAL BY	
		JUNE KASHIWADA		
		CHECKED		
		JIM LORENZEN		
REV	DATE	DESCRIPTION	SUB.	APPD
	12/23/2021	FINAL DRAFT BASELINE DRAWINGS		

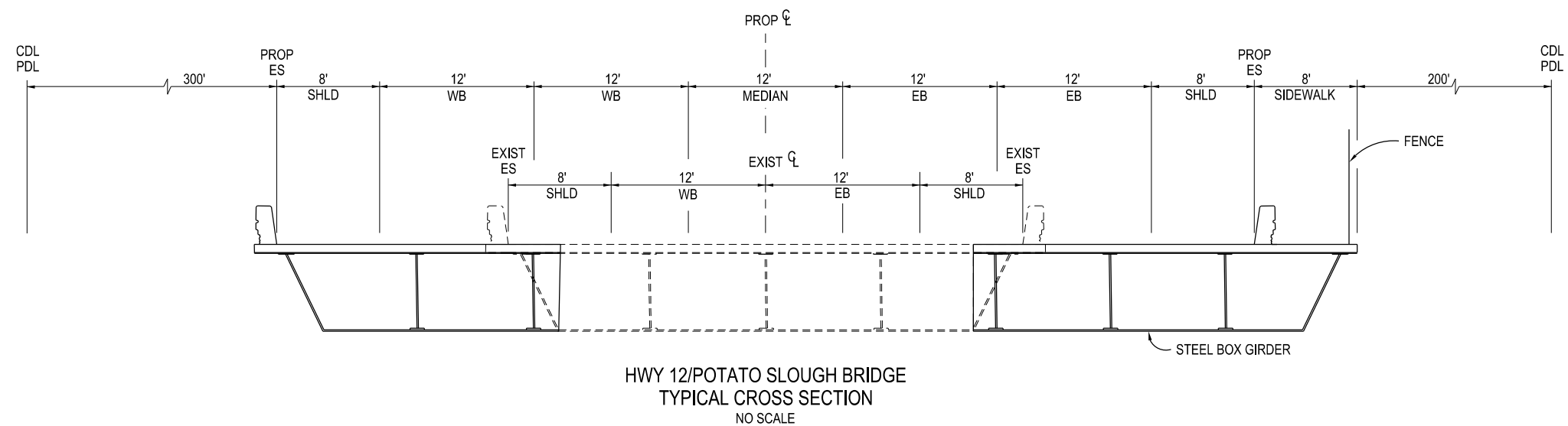
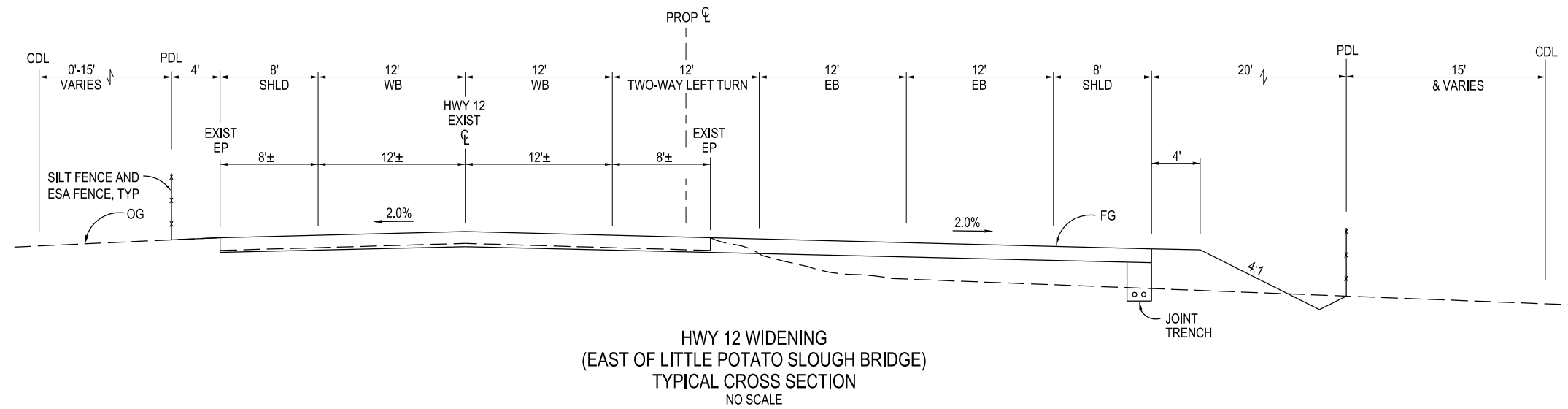


ENGINEERING PROJECT REPORT
DELTA CONVEYANCE PROJECT
SINGLE TUNNEL - CENTRAL CORRIDOR

ACCESS ROAD
TYPICAL CROSS SECTIONS - 3 of 8

HIGHWAYS/ROADS

VERIFY SCALE BAR IS ONE INCH ON ORIGINAL DRAWING. 0 1"	
PROJECT NO. W8X97000	
SHEET NO. STC-C-4003HW	
REV	SEQUENCE NO.



						DESIGNED
						RYAN YOSHIMURA
						DRAWN
						JUNE KASHIWADA
	12/23/2021	FINAL DRAFT BASELINE DRAWINGS				CHECKED
REV	DATE	DESCRIPTION			SUB.	APPD
						JIM LORENZEN

	APPROVAL RECOMMENDED
	APPROVAL BY



ENGINEERING PROJECT REPORT
DELTA CONVEYANCE PROJECT
SINGLE TUNNEL - CENTRAL CORRIDOR

ACCESS ROAD
TYPICAL CROSS SECTIONS - 4 of 8

<p>VERIFY SCALE</p> <p>BAR IS ONE INCH ON ORIGINAL DRAWING.</p> <p>0 [REDACTED] 1"</p>	
<p>PROJECT NO.</p> <p>W8X97000</p>	
<p>SHEET NO.</p> <p>STC-C-4004HW</p>	
REV	SEQUENCE NO.

A B C D E F G H

1

2

3

4

5

6

1

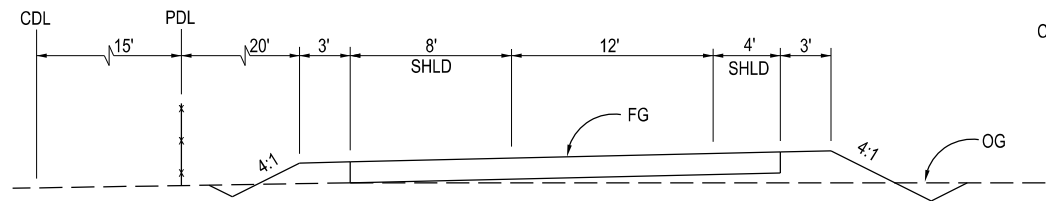
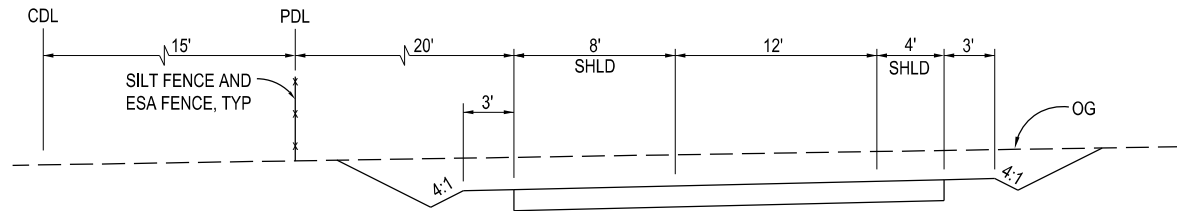
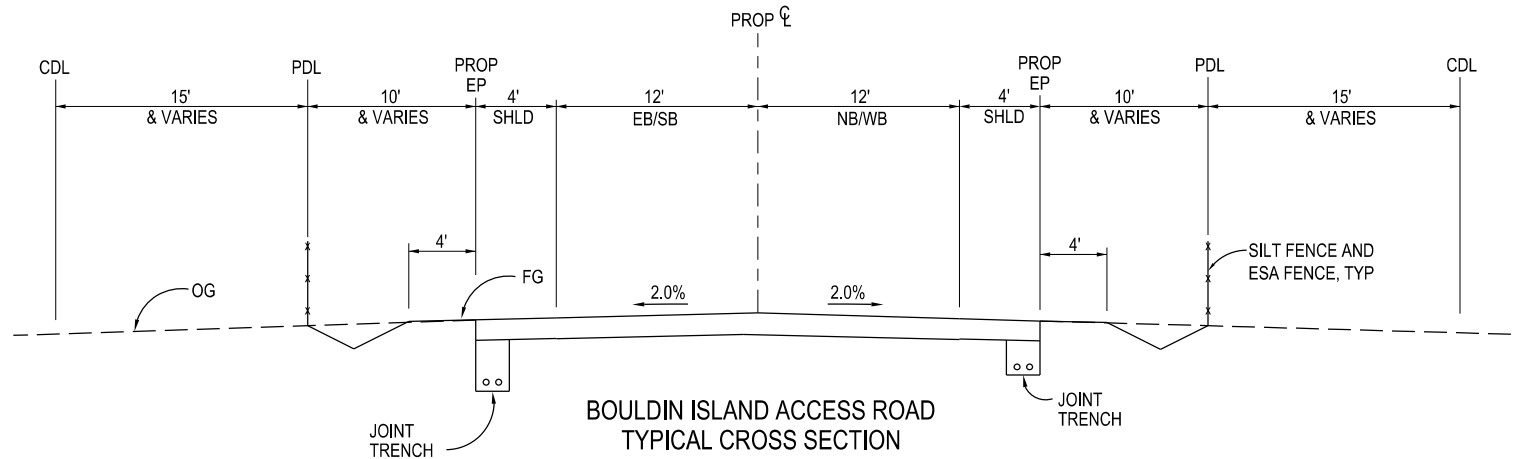
2

3

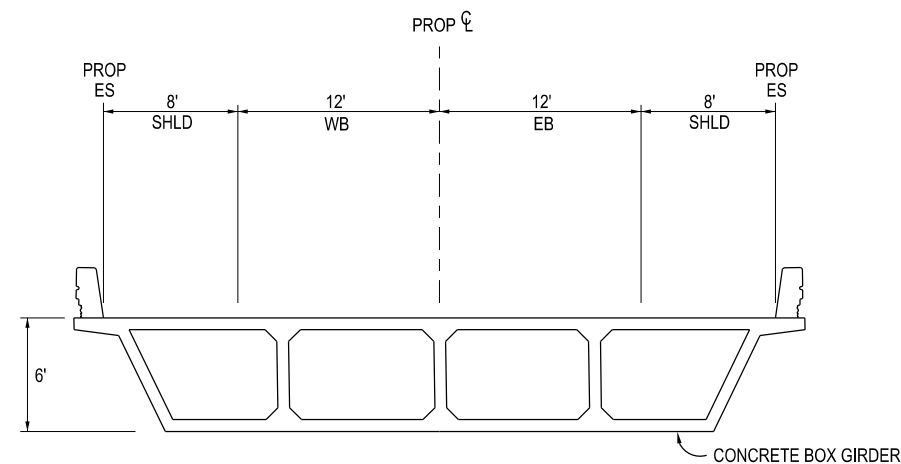
4

5

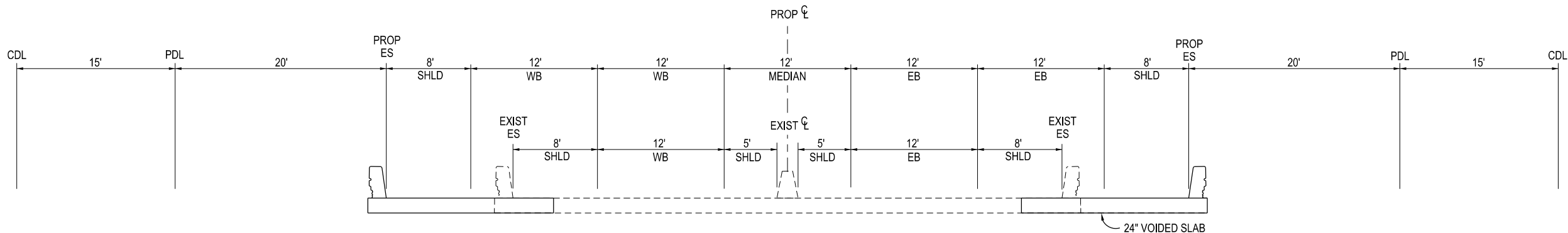
6



HWY 12/BOULDIN ISLAND INTERCHANGE RAMPS
TYPICAL CROSS SECTION
NO SCALE



BOULDIN ISLAND ACCESS ROAD
(AT INTERCHANGE OVER HWY 12)
TYPICAL CROSS SECTION
NO SCALE



HWY 12
(SMALL BRIDGE OVER FARM ROAD JUST EAST OF BOULDIN INTERCHANGE)
TYPICAL CROSS SECTION
NO SCALE

					DESIGNED
					RYAN YOSHIMURA
					DRAWN
					JUNE KASHIWADA
	12/23/2021	FINAL DRAFT BASELINE DRAWINGS			CHECKED
REV	DATE	DESCRIPTION	SUB.	APPD	JIM LORENZEN



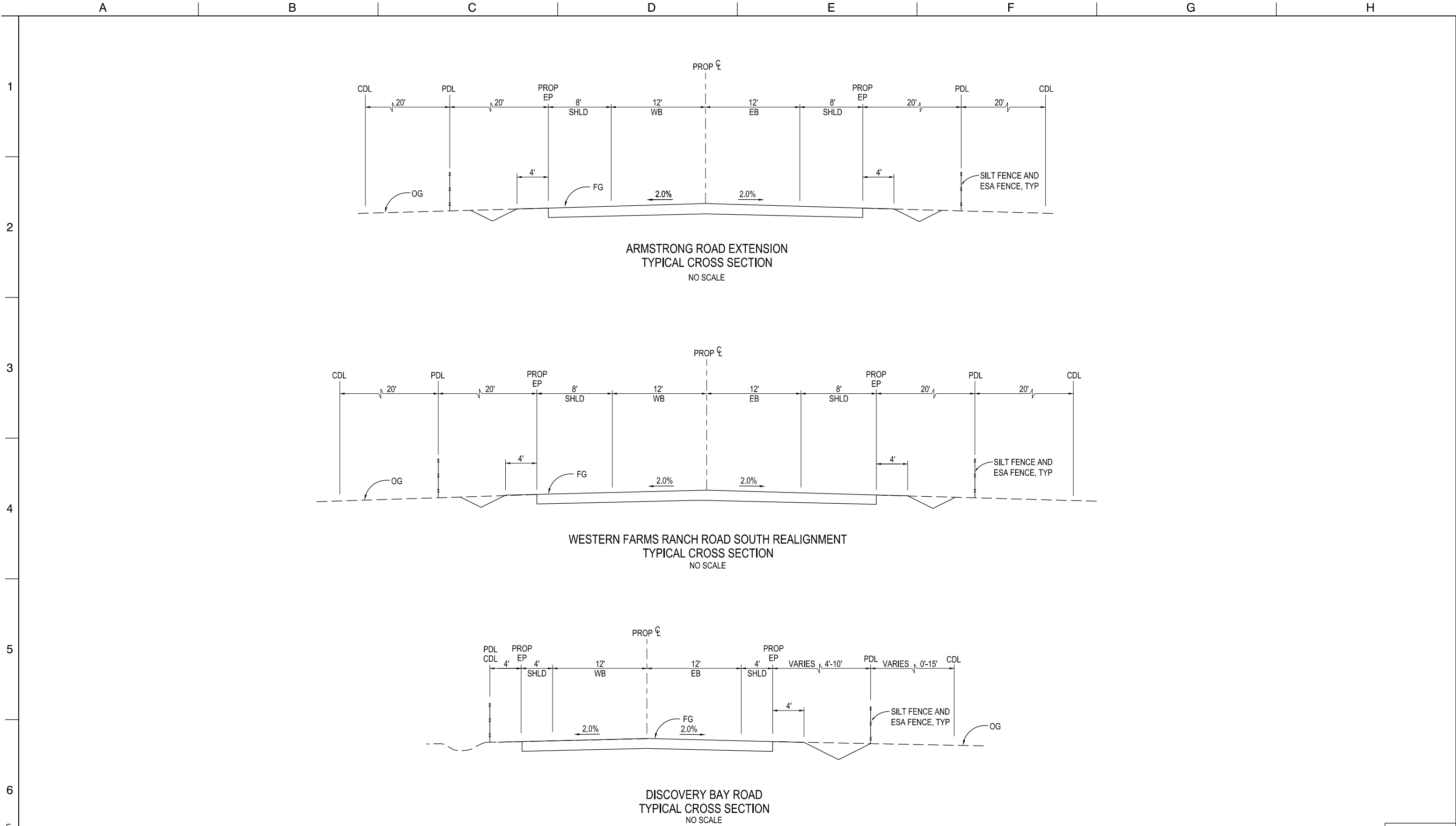
ENGINEERING PROJECT REPORT
DELTA CONVEYANCE PROJECT
SINGLE TUNNEL - CENTRAL CORRIDOR

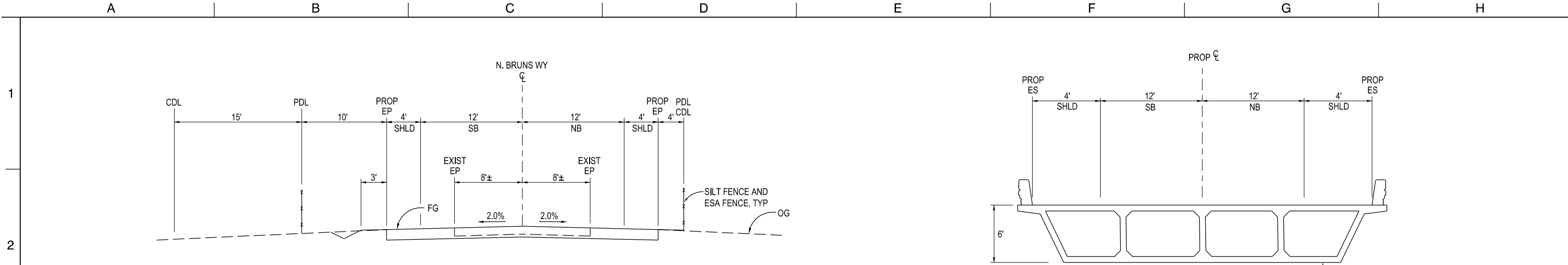
ACCESS ROAD
TYPICAL CROSS SECTIONS - 5 of 8

HIGHWAYS/ROADS

VERIFY SCALE BAR IS ONE INCH ON ORIGINAL DRAWING. 0 1'	
PROJECT NO. W8X97000	
SHEET NO. STC-C-4005HW	
REV	SEQUENCE NO.

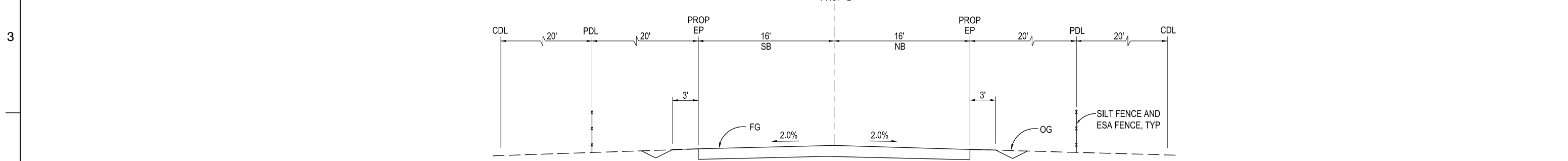
STC-C-4005HW_W8X97000.dgn



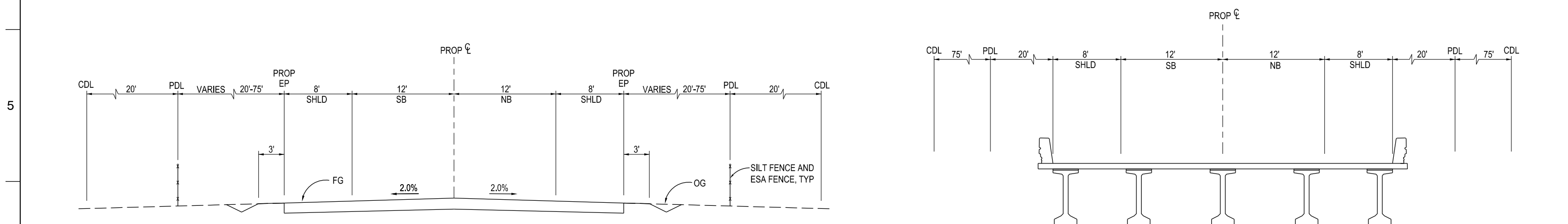


NORTH BRUNS WAY WIDENING
TYPICAL CROSS SECTION
NO SCALE

N BRUNS WAY BRIDGE
(OVER BYRON HWY REALIGNMENT)
TYPICAL CROSS SECTION
NO SCALE



BYRON HWY TRUCK BYPASS
TYPICAL CROSS SECTION
NO SCALE



BYRON HWY REALIGNMENT
TYPICAL CROSS SECTION
NO SCALE

BYRON HWY REALIGNMENT RR OH
TYPICAL CROSS SECTION
NO SCALE

STC-C-4008HW_W8X97000.dgn

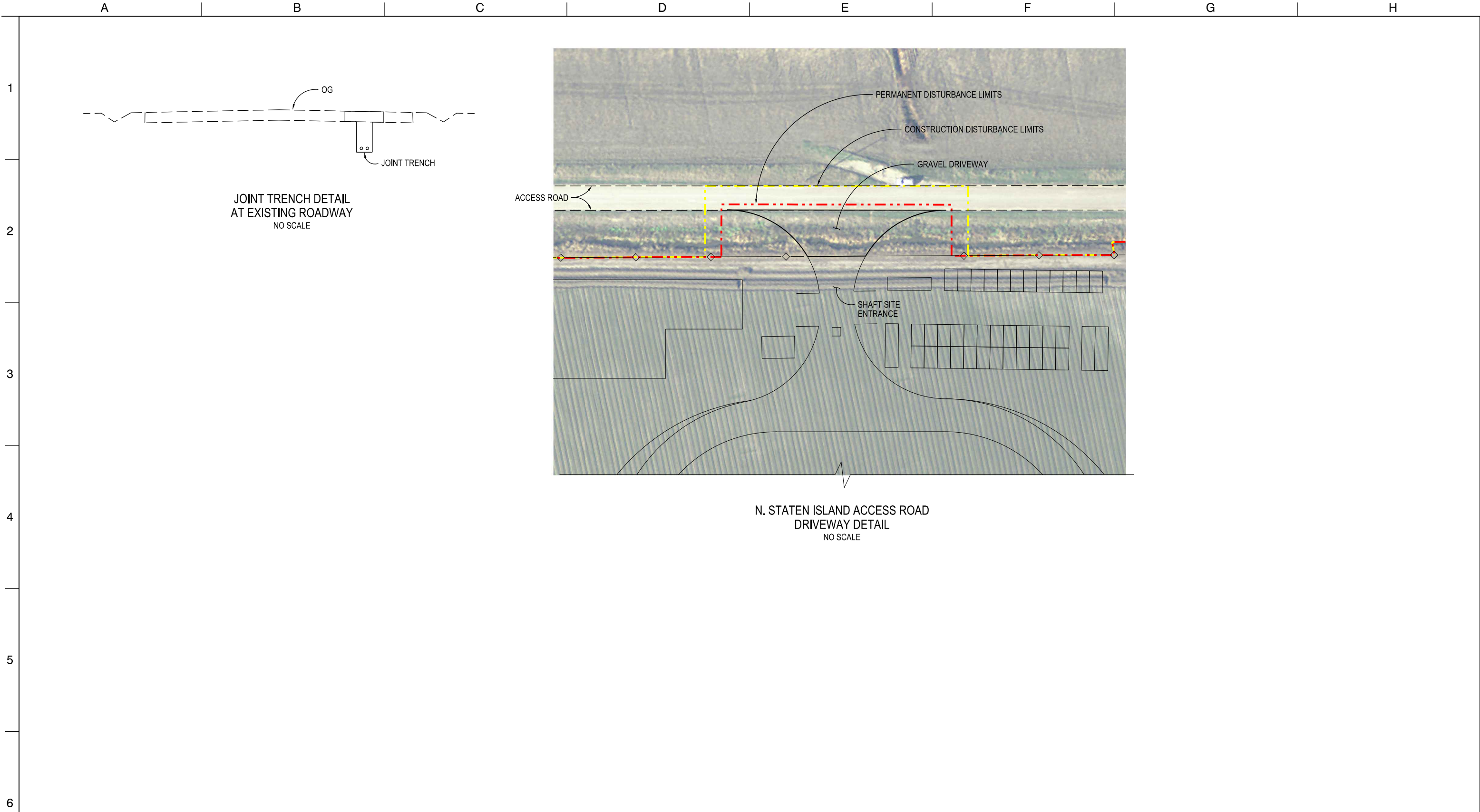
DESIGNED	APPROVAL RECOMMENDED			
RYAN YOSHIMURA				
DRAWN	APPROVAL BY			
JUNE KASHIWADA				
CHECKED				
JIM LORENZEN				
REV	DATE	DESCRIPTION	SUB.	APPD
	12/23/2021	FINAL DRAFT BASELINE DRAWINGS		

ENGINEERING PROJECT REPORT
DELTA CONVEYANCE PROJECT
SINGLE TUNNEL - CENTRAL CORRIDOR

ACCESS ROAD
TYPICAL CROSS SECTIONS - 8 of 8

VERIFY SCALE
BAR IS ONE INCH ON
ORIGINAL DRAWING.
0' 1'

PROJECT NO.	W8X97000
SHEET NO.	STC-C-4008HW
REV	SEQUENCE NO.



STC-C-5001HW_W8X97000.dgn

				DESIGNED	APPROVAL RECOMMENDED
				RYAN YOSHIMURA	
				DRAWN	APPROVAL BY
				JUNE KASHIWADA	
				CHECKED	
				JIM LORENZEN	
REV	DATE	DESCRIPTION	SUB.	APPD	



ENGINEERING PROJECT REPORT
DELTA CONVEYANCE PROJECT
SINGLE TUNNEL - CENTRAL CORRIDOR

ACCESS ROAD
CONSTRUCTION DETAILS

HIGHWAYS/ROADS

VERIFY SCALE BAR IS ONE INCH ON ORIGINAL DRAWING. 0' 1"	
PROJECT NO. W8X97000	
SHEET NO. STC-C-5001HW	
REV	SEQUENCE NO.



STC-C-5002HW_W8X97000.dgn

					DESIGNED	APPROVAL RECOMMENDED
					RYAN YOSHIMURA	
					DRAWN	APPROVAL BY
					JUNE KASHIWADA	
					CHECKED	
					JIM LORENZEN	
REV	DATE	DESCRIPTION	SUB.	APPD		

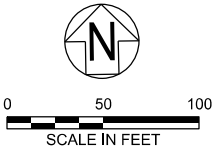


ENGINEERING PROJECT REPORT
DELTA CONVEYANCE PROJECT
SINGLE TUNNEL - CENTRAL CORRIDOR

HIGHWAYS/ROADS

HOOD FRANKLIN ROAD PARK AND RIDE
SITE PLAN

VERIFY SCALE BAR IS ONE INCH ON ORIGINAL DRAWING. 0' 1"	
PROJECT NO. W8X97000	
SHEET NO. STC-C-5002HW	
REV	SEQUENCE NO.



STC-C-5003HW_W8X97000.dgn

				DESIGNED	APPROVAL RECOMMENDED
				RYAN YOSHIMURA	
				DRAWN	APPROVAL BY
				JUNE KASHIWADA	
				CHECKED	
				JIM LORENZEN	
REV	DATE	DESCRIPTION	SUB.	APPD	

PLOT DATE:12/14/2021PLOT TIME:1:59:07 PM

A

B

C

D

E

F

G

H



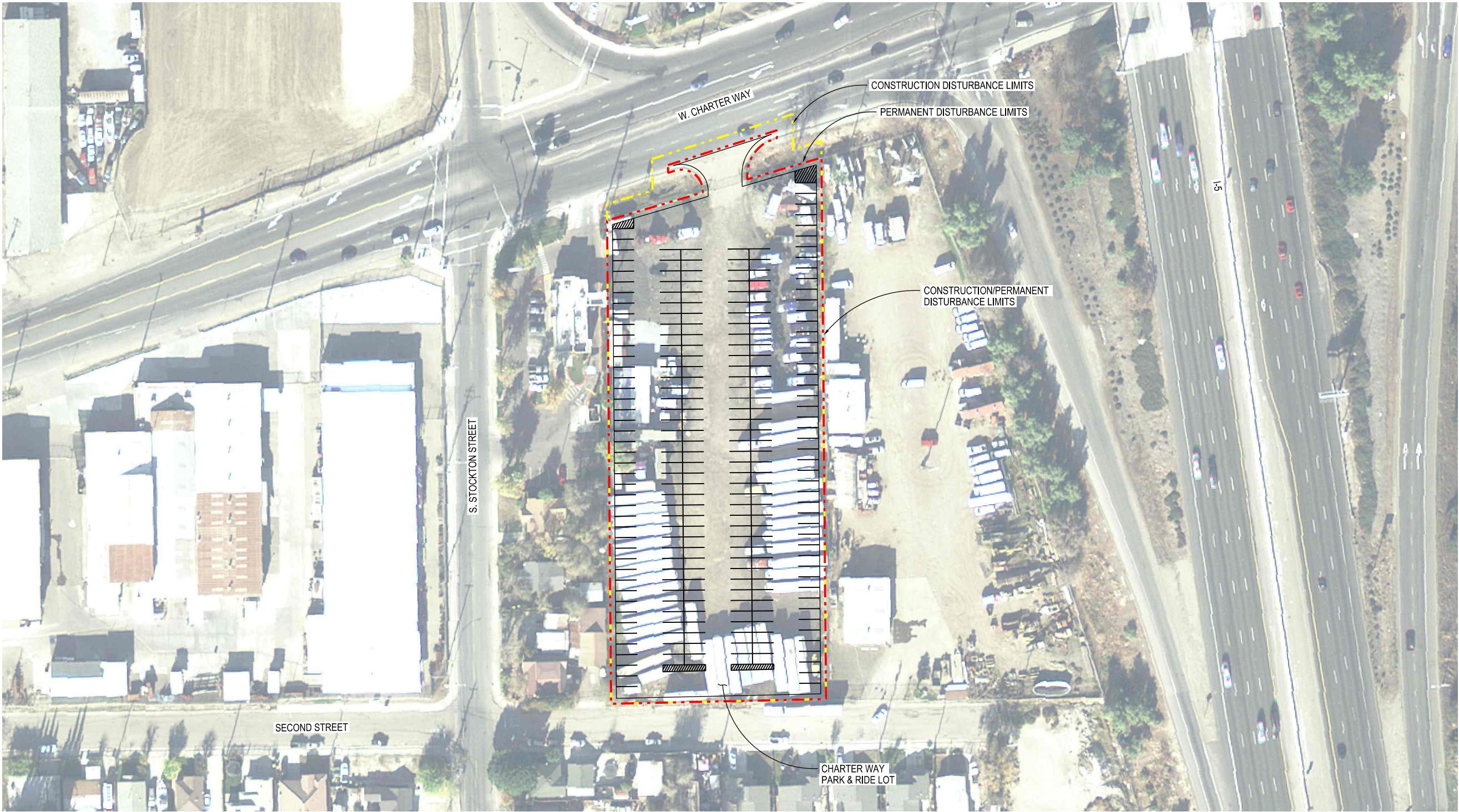
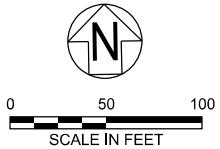
ENGINEERING PROJECT REPORT
DELTA CONVEYANCE PROJECT
SINGLE TUNNEL - CENTRAL CORRIDOR
RIO VISTA PARK AND RIDE
SITE PLAN

HIGHWAYS/ROADS

VERIFY SCALE BAR IS ONE INCH ON ORIGINAL DRAWING. 0 1"	
PROJECT NO. W8X97000	
SHEET NO. STC-C-5003HW	
REV	SEQUENCE NO.

A B C D E F G H

1
2
3
4
5
6



STC-C-5004HW_W8X97000.dgn

12/23/2021	FINAL DRAFT BASELINE DRAWINGS				
REV	DATE	DESCRIPTION	SUB.	APPD	

DESIGNED	
RYAN YOSHIMURA	
DRAWN	
JUNE KASHIWADA	
CHECKED	
JIM LORENZEN	


APPROVAL RECOMMENDED	
APPROVAL BY	



ENGINEERING PROJECT REPORT
DELTA CONVEYANCE PROJECT
SINGLE TUNNEL - CENTRAL CORRIDOR
**CHARTER WAY PARK AND RIDE
SITE PLAN**

HIGHWAYS/ROADS

VERIFY SCALE BAR IS ONE INCH ON ORIGINAL DRAWING. 0' 1"	
PROJECT NO. W8X97000	
SHEET NO. STC-C-5004HW	
REV	SEQUENCE NO.



STC-C-5005HW_W8X97000.dgn

12/23/2021	FINAL DRAFT BASELINE DRAWINGS				
REV	DATE	DESCRIPTION		SUB.	APPD

DESIGNED	APPROVAL RECOMMENDED
RYAN YOSHIMURA	
DRAWN	APPROVAL BY
JUNE KASHIWADA	
CHECKED	
JIM LORENZEN	

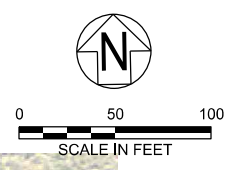


ENGINEERING PROJECT REPORT
DELTA CONVEYANCE PROJECT
SINGLE TUNNEL - CENTRAL CORRIDOR

BYRON PARK AND RIDE
SITE PLAN

HIGHWAYS/ROADS

VERIFY SCALE BAR IS ONE INCH ON ORIGINAL DRAWING. 0" 1"	
PROJECT NO. W8X97000	
SHEET NO. STC-C-5005HW	
REV	SEQUENCE NO.



STC-C-5006HW_W8X97000.dgn

		DESIGNED	APPROVAL RECOMMENDED	
		RYAN YOSHIMURA		
		DRAWN	APPROVAL BY	
		JUNE KASHIWADA		
		CHECKED		
		JIM LORENZEN		
REV	DATE	DESCRIPTION	SUB.	APPD



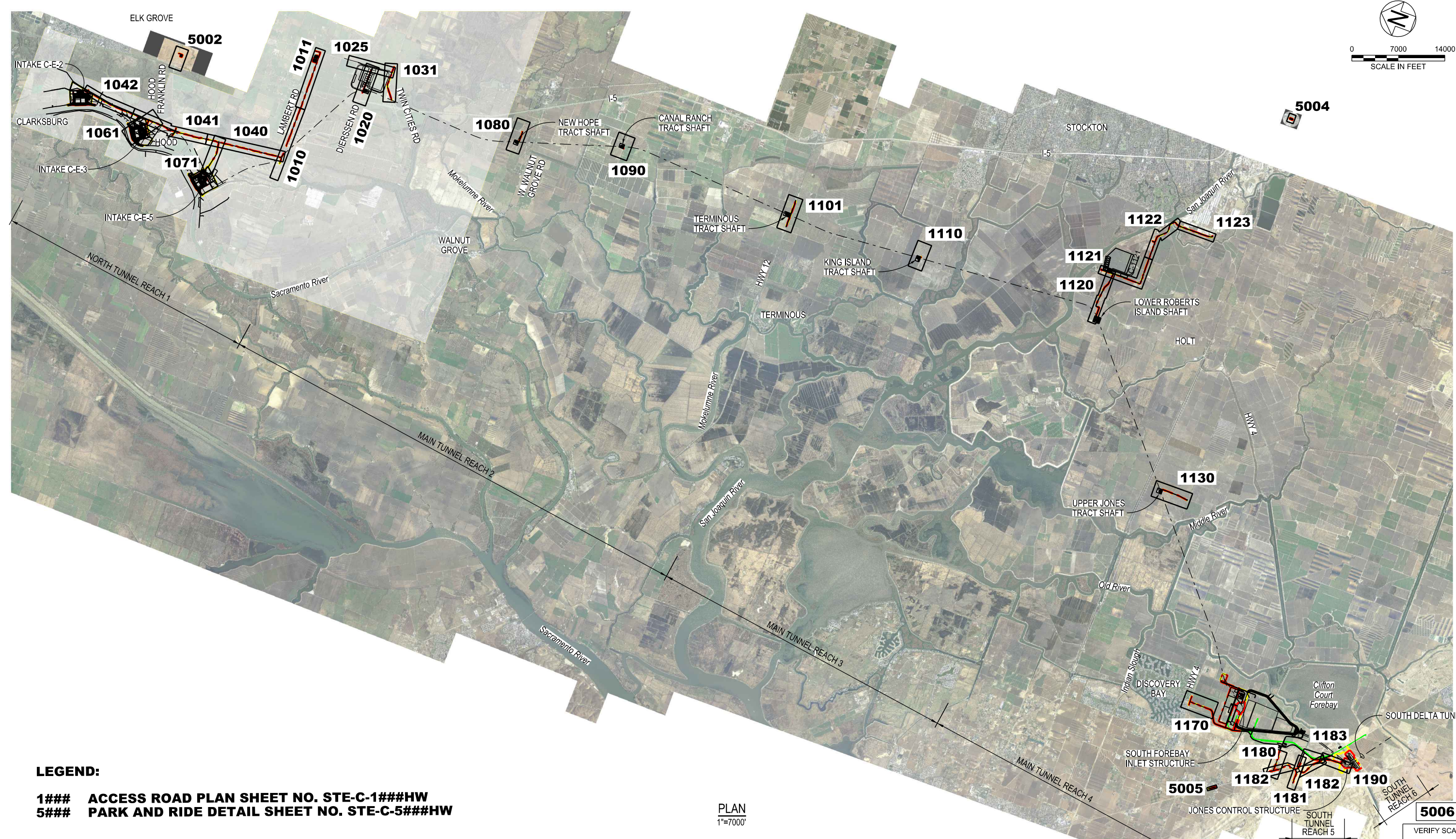
ENGINEERING PROJECT REPORT
DELTA CONVEYANCE PROJECT
SINGLE TUNNEL - CENTRAL CORRIDOR

BETHANY PARK AND RIDE
SITE PLAN

HIGHWAYS/ROADS

VERIFY SCALE BAR IS ONE INCH ON ORIGINAL DRAWING. 0' 1"	
PROJECT NO. W8X97000	
SHEET NO. STC-C-5006HW	
REV	SEQUENCE NO.

STE-G-0010HW_W8X97000.dgn



LEGEND:
1### ACCESS ROAD PLAN SHEET NO. STE-C-1###HW
5### PARK AND RIDE DETAIL SHEET NO. STE-C-5###HW

PLAN
1"=7000'

DESIGNED		APPROVAL RECOMMENDED	
RYAN YOSHIMURA			
DRAWN		APPROVAL BY	
JUNE KASHIWADA			
CHECKED			
JAMES LORENZEN			
REV	DATE	DESCRIPTION	SUB. APPD
	12/23/2021	FINAL DRAFT BASELINE DRAWINGS	

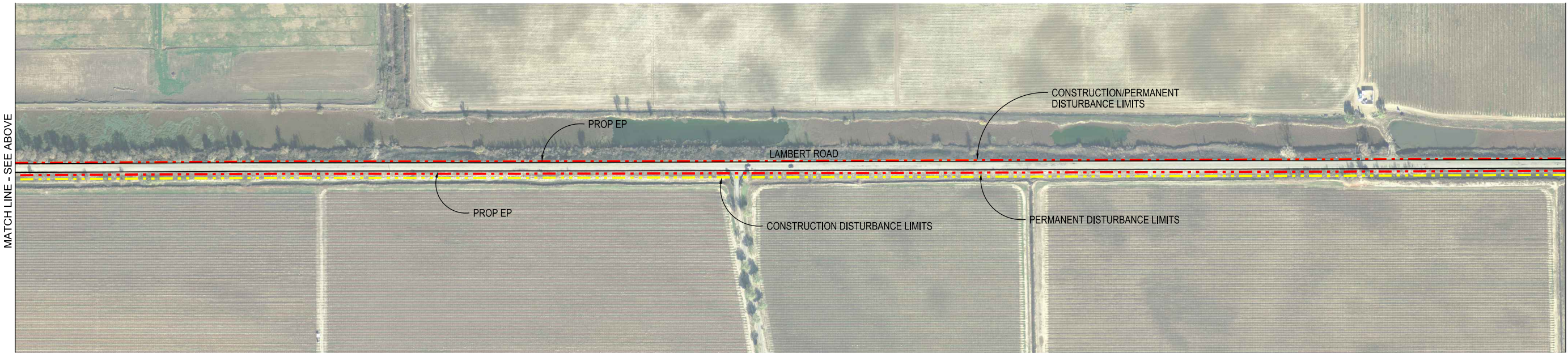

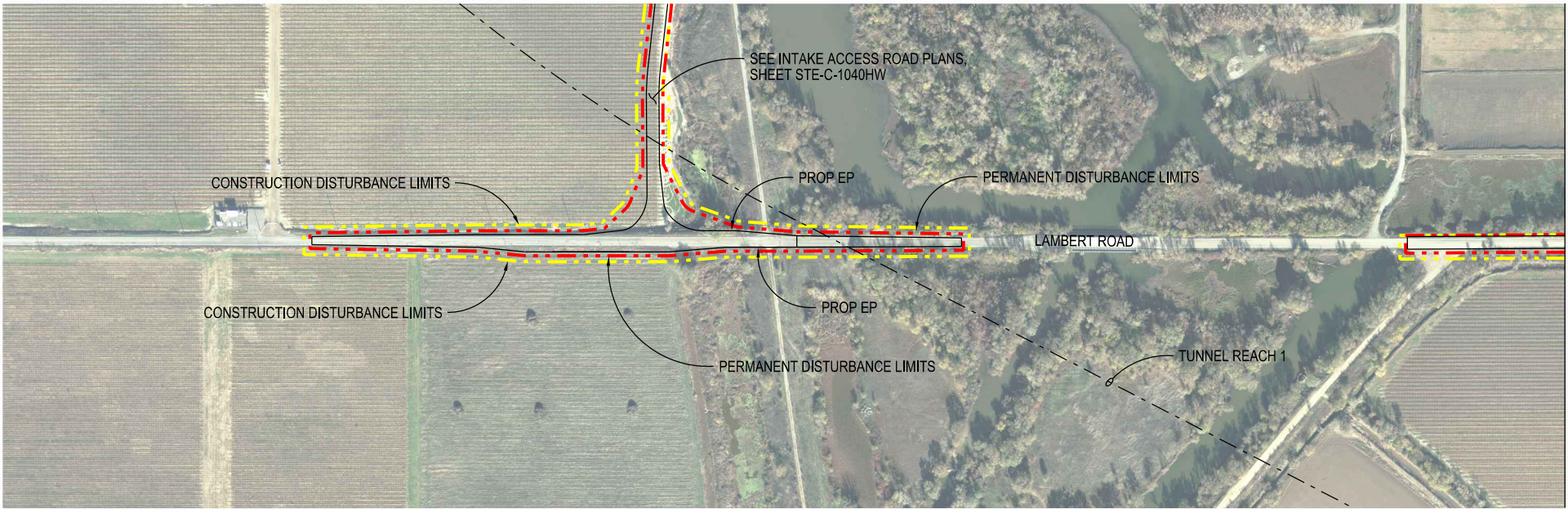



ENGINEERING PROJECT REPORT
DELTA CONVEYANCE PROJECT
SINGLE TUNNEL - EASTERN CORRIDOR

ACCESS ROAD PLAN
KEY MAP

VERIFY SCALE BAR IS ONE INCH ON ORIGINAL DRAWING, 1"	
PROJECT NO. W8X97000	
SHEET NO. STE-G-0010HW	
REV 0	SEQUENCE NO.

NOTE:
1. FOR ACCESS ROAD TYPICAL CROSS SECTIONS, SEE SHEET STE-C-4001HW.



STE-C-1010HW_W8X97000.dgn

				DESIGNED	APPROVAL RECOMMENDED
				RYAN YOSHIMURA	
				DRAWN	APPROVAL BY
				JUNE KASHIWADA	
				CHECKED	
				JIM LORENZEN	
REV	DATE	DESCRIPTION	SUB.	APPD	

PLOT DATE:2021111\20 PLOT TIME:8:55:29 AM



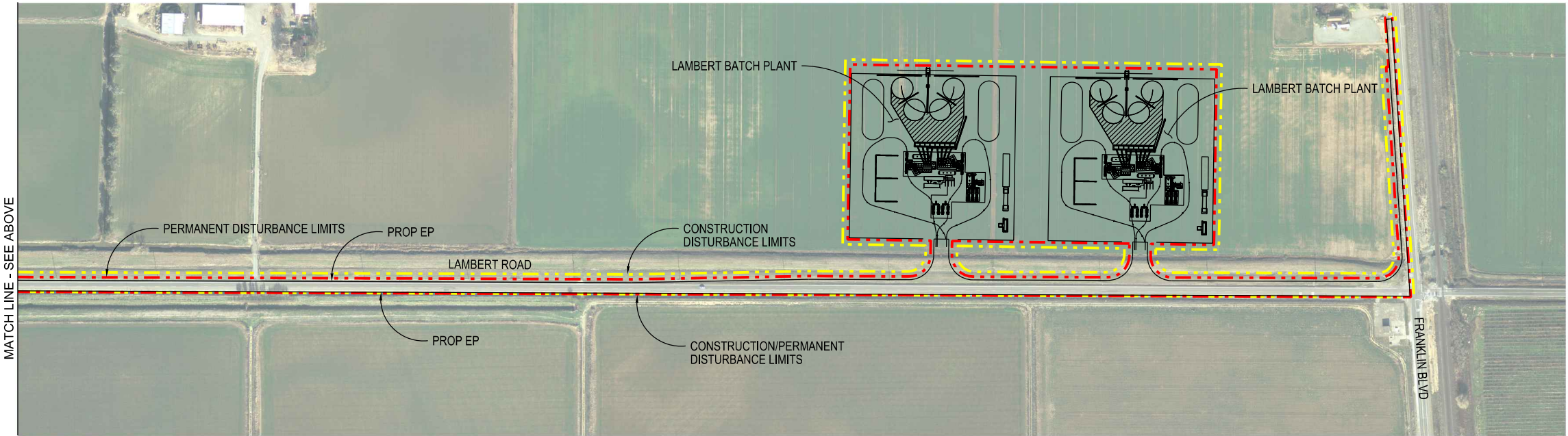
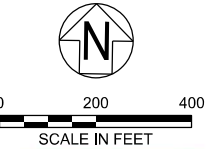
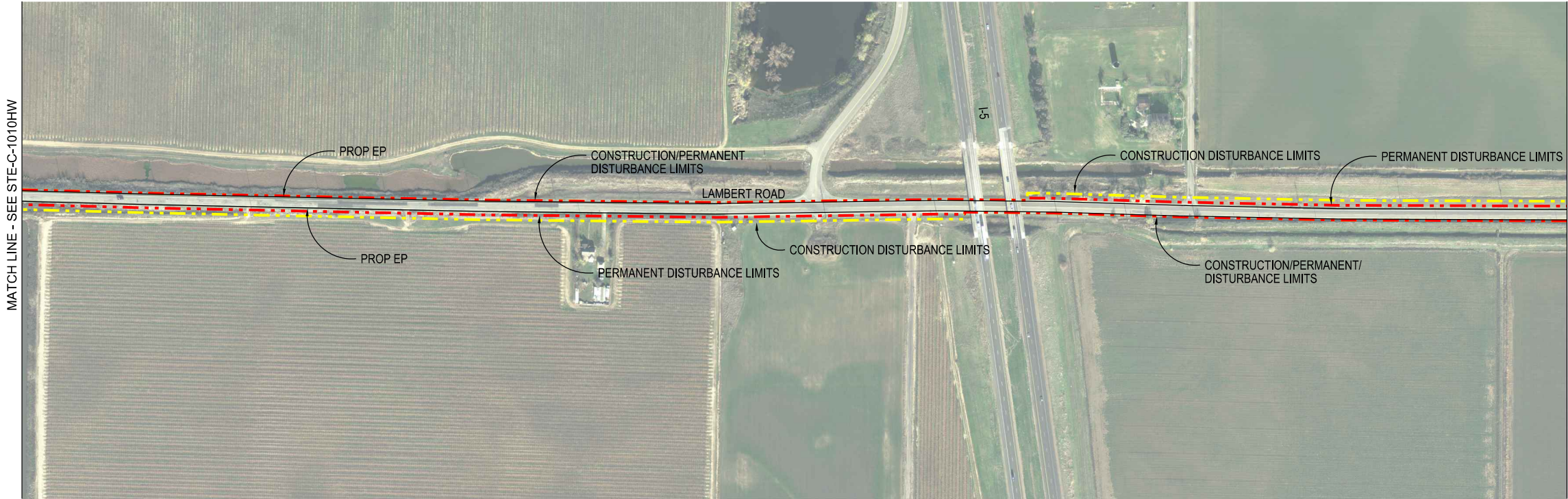
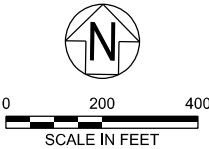
ENGINEERING PROJECT REPORT
DELTA CONVEYANCE PROJECT
SINGLE TUNNEL - EASTERN CORRIDOR

ACCESS ROAD PLAN
LAMBERT ROAD WIDENING - 1 of 2

HIGHWAYS/ROADS

VERIFY SCALE BAR IS ONE INCH ON ORIGINAL DRAWING. 0 1"	
PROJECT NO. W8X97000	
SHEET NO. STE-C-1010HW	
REV	SEQUENCE NO.

NOTE:
1. FOR ACCESS ROAD TYPICAL CROSS SECTIONS, SEE SHEET STE-C-4001HW.



STE-C-1011HW_W8X97000.dgn

				DESIGNED	APPROVAL RECOMMENDED
				RYAN YOSHIMURA	
				DRAWN	APPROVAL BY
				JUNE KASHIWADA	
				CHECKED	
				JIM LORENZEN	
REV	DATE	DESCRIPTION	SUB.	APPD	

HIGHWAYS/ROADS



ENGINEERING PROJECT REPORT
DELTA CONVEYANCE PROJECT
SINGLE TUNNEL - EASTERN CORRIDOR

ACCESS ROAD PLAN
LAMBERT ROAD WIDENING - 2 of 2

VERIFY SCALE BAR IS ONE INCH ON ORIGINAL DRAWING. 0 1"	
PROJECT NO. W8X97000	
SHEET NO. STE-C-1011HW	
REV	SEQUENCE NO.

A

B

C

D

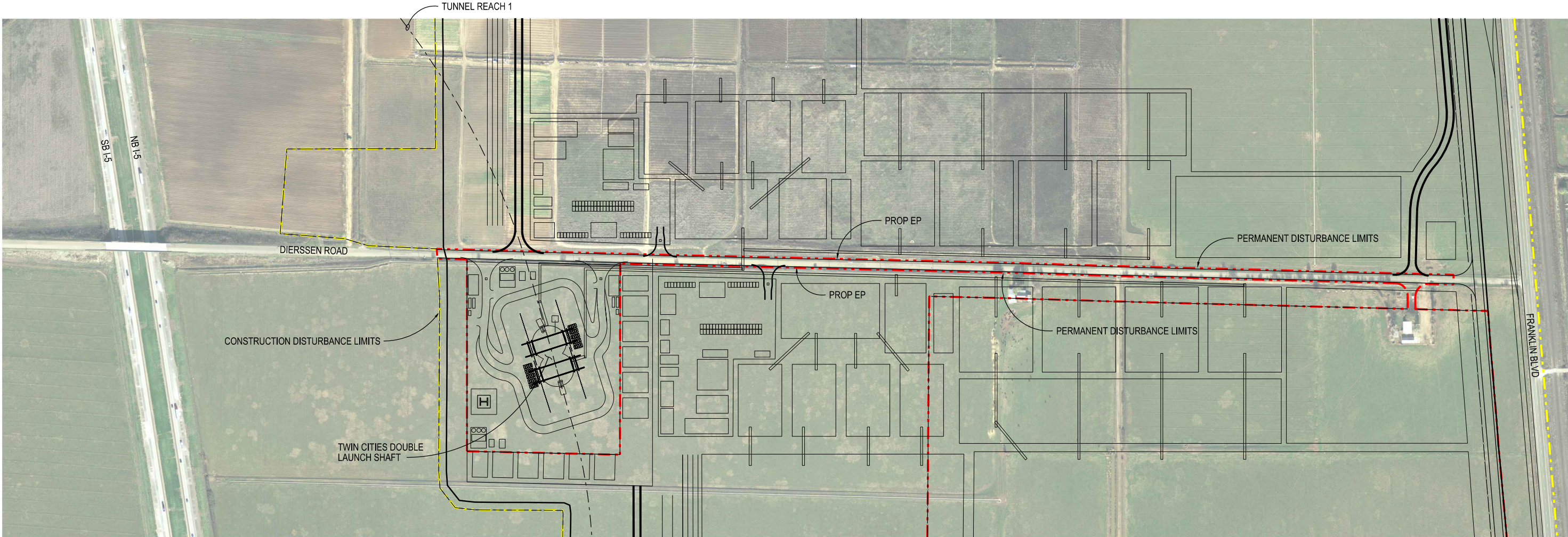
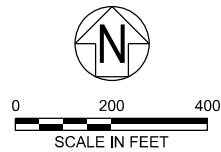
E

F

G

H

NOTE:
1. FOR ACCESS ROAD TYPICAL CROSS SECTIONS, SEE SHEET STE-C-4001HW.



STE-C-1020HW_W8X97000.dgn

				DESIGNED	APPROVAL RECOMMENDED	
				SERGIO ARELLANO		
				DRAWN	APPROVAL BY	
				JUNE KASHIWADA		
				CHECKED		
				NEIL PAYNTER		
REV	DATE	DESCRIPTION		SUB.	APPD	
	12/23/2021	FINAL DRAFT BASELINE DRAWINGS				



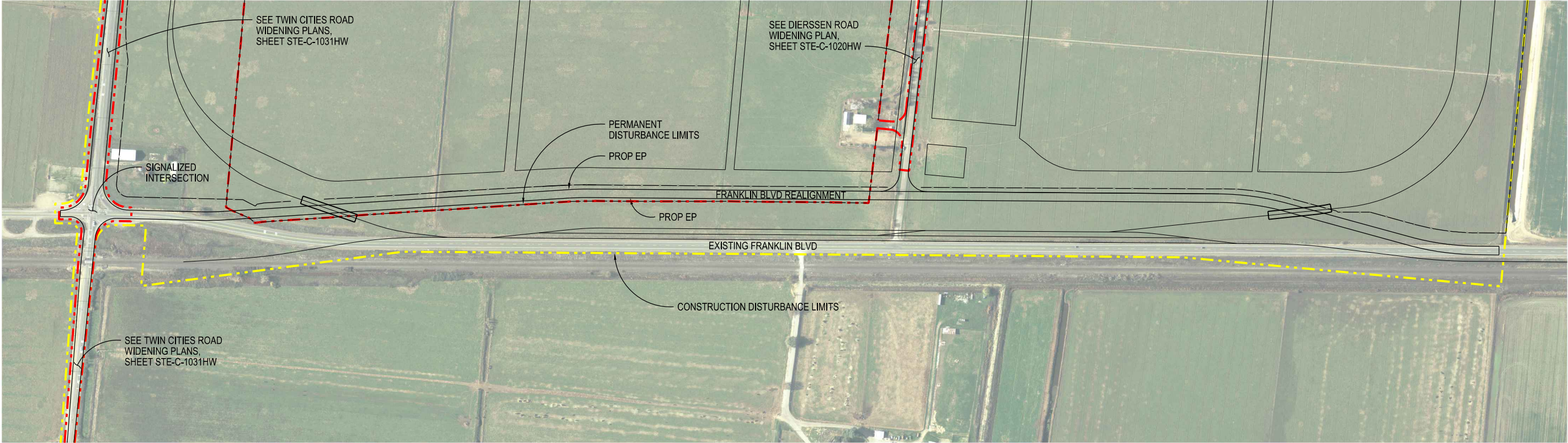
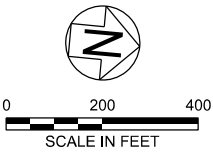
ENGINEERING PROJECT REPORT
DELTA CONVEYANCE PROJECT
SINGLE TUNNEL - EASTERN CORRIDOR

ACCESS ROAD PLAN
DIERSSEN ROAD WIDENING

HIGHWAYS/ROADS

VERIFY SCALE BAR IS ONE INCH ON ORIGINAL DRAWING. 0 1"	
PROJECT NO. W8X97000	
SHEET NO. STE-C-1020HW	
REV	SEQUENCE NO.

NOTE:
1. FOR ACCESS ROAD TYPICAL CROSS SECTIONS, SEE SHEET STE-C-4001HW.



STE-C-1025HW_W8X97000.dgn

				DESIGNED	APPROVAL RECOMMENDED
				SERGIO ARELLANO	
				DRAWN	APPROVAL BY
				JUNE KASHIWADA	
				CHECKED	
				NEIL PAYNTER	
REV	DATE	DESCRIPTION	SUB.	APPD	

PLOT DATE:2021/11/20 PLOT TIME:9:08:21 AM



ENGINEERING PROJECT REPORT
DELTA CONVEYANCE PROJECT
SINGLE TUNNEL - EASTERN CORRIDOR

ACCESS ROAD PLAN
FRANKLIN BOULEVARD REALIGNMENT

HIGHWAYS/ROADS

VERIFY SCALE BAR IS ONE INCH ON ORIGINAL DRAWING. 0 1"	
PROJECT NO. W8X97000	
SHEET NO. STE-C-1025HW	
REV	SEQUENCE NO.

A B C D E F G H

NOTE:
1. FOR ACCESS ROAD TYPICAL CROSS SECTIONS, SEE SHEET STE-C-4001HW.

1

2

3

4

5

6

STE-C-1031HW_W8X97000.dgn



				DESIGNED	APPROVAL RECOMMENDED
				SERGIO ARELLANO	
				DRAWN	APPROVAL BY
				JUNE KASHIWADA	
				CHECKED	
				NEIL PAYNTER	
REV	DATE	DESCRIPTION	SUB.	APPD	

PLOT DATE:202111120 PLOT TIME:9:25:08 AM

A B C D E F G H



ENGINEERING PROJECT REPORT
DELTA CONVEYANCE PROJECT
SINGLE TUNNEL - EASTERN CORRIDOR

ACCESS ROAD PLAN
TWIN CITIES ROAD WIDENING

HIGHWAYS/ROADS

VERIFY SCALE
BAR IS ONE INCH ON
ORIGINAL DRAWING.
0 1"

PROJECT NO.
W8X97000

SHEET NO.
STE-C-1031HW

REV SEQUENCE NO.

NOTE:
1. FOR ACCESS ROAD TYPICAL CROSS SECTIONS, SEE SHEET STE-C-4002HW.

1
2
3
4
5
6



MATCH LINE - SEE BELOW



MATCH LINE - SEE SHEET STE-C-1041HW

STE-C-1040HW_W8X97000.dgn

					DESIGNED	APPROVAL RECOMMENDED
					RYAN YOSHIMURA	
					DRAWN	APPROVAL BY
					JUNE KASHIWADA	
					CHECKED	
					JIM LORENZEN	
REV	DATE	DESCRIPTION	SUB.	APPD		



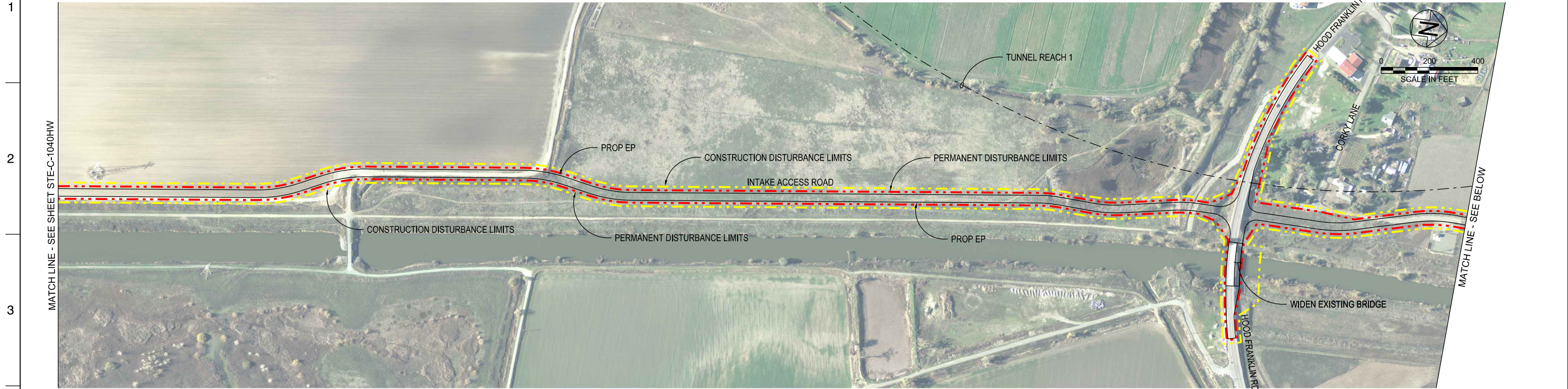
ENGINEERING PROJECT REPORT
DELTA CONVEYANCE PROJECT
SINGLE TUNNEL - EASTERN CORRIDOR

ACCESS ROAD PLAN
INTAKE ROAD - 1 of 3

HIGHWAYS/ROADS

VERIFY SCALE BAR IS ONE INCH ON ORIGINAL DRAWING. 0 1"	
PROJECT NO.	W8X97000
SHEET NO.	STE-C-1040HW
REV	SEQUENCE NO.

NOTE:
1. FOR ACCESS ROAD TYPICAL CROSS SECTIONS, SEE SHEET STE-C-4002HW.



STE-C-1041HW_W8X97000.dgn

DESIGNED	APPROVAL RECOMMENDED
RYAN YOSHIMURA	
DRAWN	APPROVAL BY
JUNE KASHIWADA	
CHECKED	
JIM LORENZEN	

12/23/2021

FINAL DRAFT BASELINE DRAWINGS

REV

DATE

DESCRIPTION

SUB.

APPD

VERIFY SCALE
BAR IS ONE INCH ON
ORIGINAL DRAWING.
0 200 400

HIGHWAYS/ROADS

ENGINEERING PROJECT REPORT
DELTA CONVEYANCE PROJECT
SINGLE TUNNEL - EASTERN CORRIDOR

ACCESS ROAD PLAN
INTAKE ROAD - 2 of 3

PROJECT NO.	W8X97000
SHEET NO.	STE-C-1041HW
REV	SEQUENCE NO.

DCA

DELTA CONVEYANCE DESIGN
& CONSTRUCTION AUTHORITY

PLOT DATE:2021/12/15

PLOT TIME:10:53:57 AM

A

B

C

D

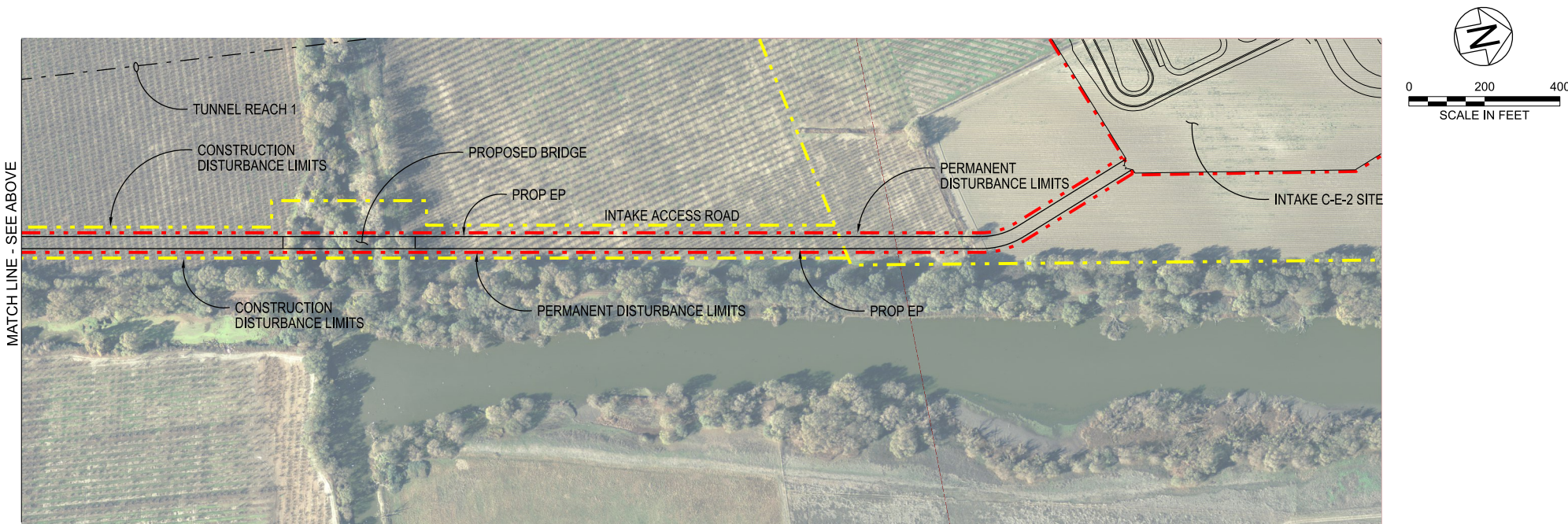
E

F

G

H

NOTE:
1. FOR ACCESS ROAD TYPICAL CROSS SECTIONS, SEE SHEET STE-C-4002HW.



HIGHWAYS/ROADS

				DESIGNED	APPROVAL RECOMMENDED
				RYAN YOSHIMURA	
				DRAWN	APPROVAL BY
				JUNE KASHIWADA	
				CHECKED	
				JIM LORENZEN	
REV	DATE	DESCRIPTION	SUB.	APPD	
	12/23/2021	FINAL DRAFT BASELINE DRAWINGS			



ENGINEERING PROJECT REPORT
DELTA CONVEYANCE PROJECT
SINGLE TUNNEL - EASTERN CORRIDOR

ACCESS ROAD PLAN
INTAKE ROAD - 3 of 3

VERIFY SCALE BAR IS ONE INCH ON ORIGINAL DRAWING. 0 1"	
PROJECT NO. W8X97000	
SHEET NO. STE-C-1042HW	
REV	SEQUENCE NO.

1. FOR ACCESS ROAD TYPICAL CROSS SECTIONS, SEE SHEET STE-C-4002HW.



VERIFY SCALE
BAR IS ONE INCH OF
ORIGINAL DRAWING

PROJECT NO.	W8X97000
-------------	----------

SHEET NO.
STE-C-1061HW

REV	SEQUENCE NO
-----	-------------

	12/23/2021	FINAL DRAFT BASELINE DRAWINGS			
REV	DATE	DESCRIPTION			SUB. APPD

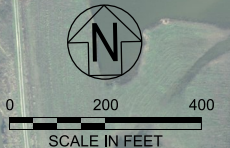
DESIGNED
RYAN YOSHIMURA
DRAWN
JUNE KASHIWADA
CHECKED
JIM LORENZEN


APPROVAL RECOMMENDED
APPROVAL BY



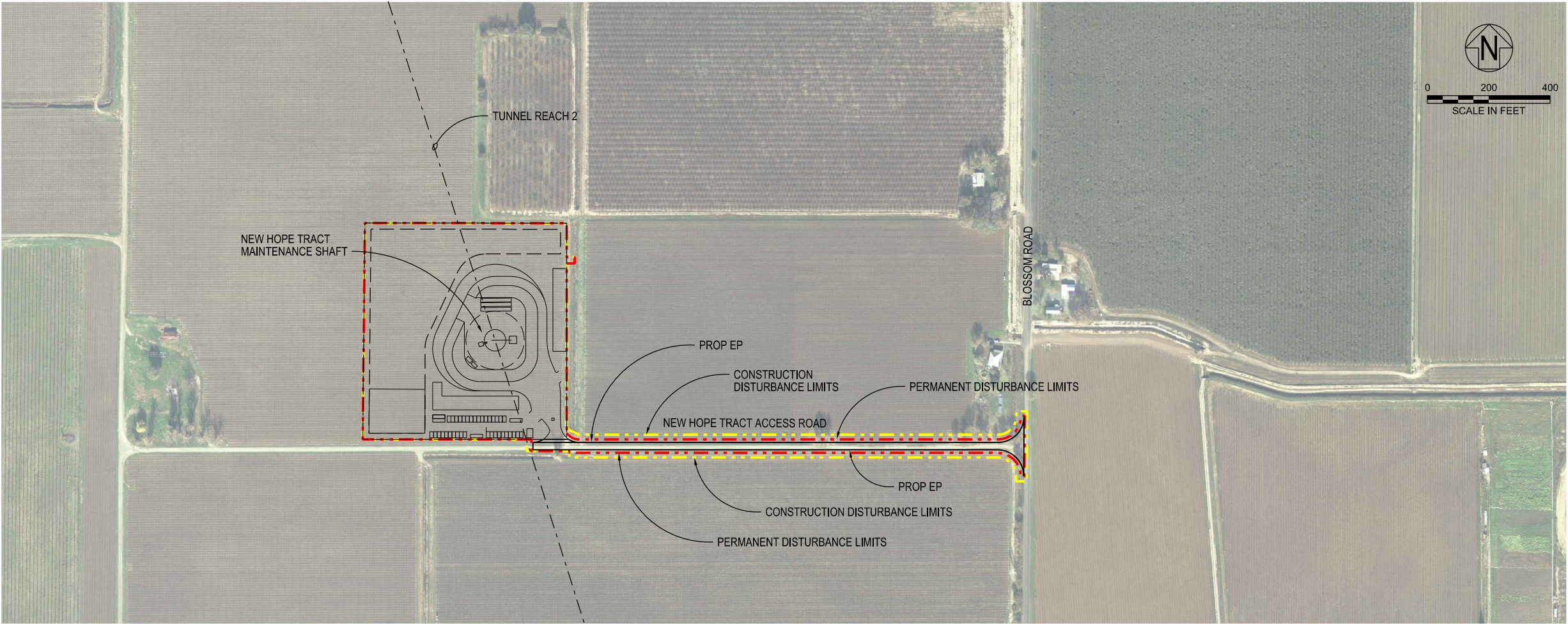
PLOT DATE:12/11/2021 PLOT TIME:2:18:20 PM

1. FOR ACCESS ROAD TYPICAL CROSS SECTIONS, SEE SHEET STE-C-4002HW.



										HIGHWAYS/ROADS										VERIFY SCALE BAR IS ONE INCH ON ORIGINAL DRAWING. 0 1"	
						DESIGNED	APPROVAL RECOMMENDED		ENGINEERING PROJECT REPORT DELTA CONVEYANCE PROJECT SINGLE TUNNEL - EASTERN CORRIDOR										PROJECT NO. W8X97000		
						RYAN YOSHIMURA													APPROVAL BY		
						DRAWN			CHECKED JIM LORENZEN												
						JUNE KASHIWADA					ACCESS ROAD PLAN INTAKE C-E-5 ROAD										
	12/23/2021	FINAL DRAFT BASELINE DRAWINGS																			
REV	DATE	DESCRIPTION			SUB.	APPD															
A						B										C					
D						E										F					
G						H															
PLOT DATE: 12/11/2021						PLOT TIME: 2:17:34 PM															

NOTE:
1. FOR ACCESS ROAD TYPICAL CROSS SECTIONS, SEE SHEET STE-C-4003HW.



STE-C-1080HW_W8X97000.dgn

				DESIGNED	APPROVAL RECOMMENDED
				RYAN YOSHIMURA	
				DRAWN	APPROVAL BY
				JUNE KASHIWADA	
				CHECKED	
				JIM LORENZEN	
REV	DATE	DESCRIPTION	SUB.	APPD	



ENGINEERING PROJECT REPORT
DELTA CONVEYANCE PROJECT
SINGLE TUNNEL - EASTERN CORRIDOR

ACCESS ROAD PLAN
NEW HOPE TRACT

HIGHWAYS/ROADS

VERIFY SCALE BAR IS ONE INCH ON ORIGINAL DRAWING. 0 1"	
PROJECT NO. W8X97000	
SHEET NO. STE-C-1080HW	
REV	SEQUENCE NO.

NOTE:
1. FOR ACCESS ROAD DRIVEWAY DETAIL, SEE SHEET STE-C-5001HW.

1

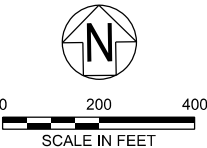
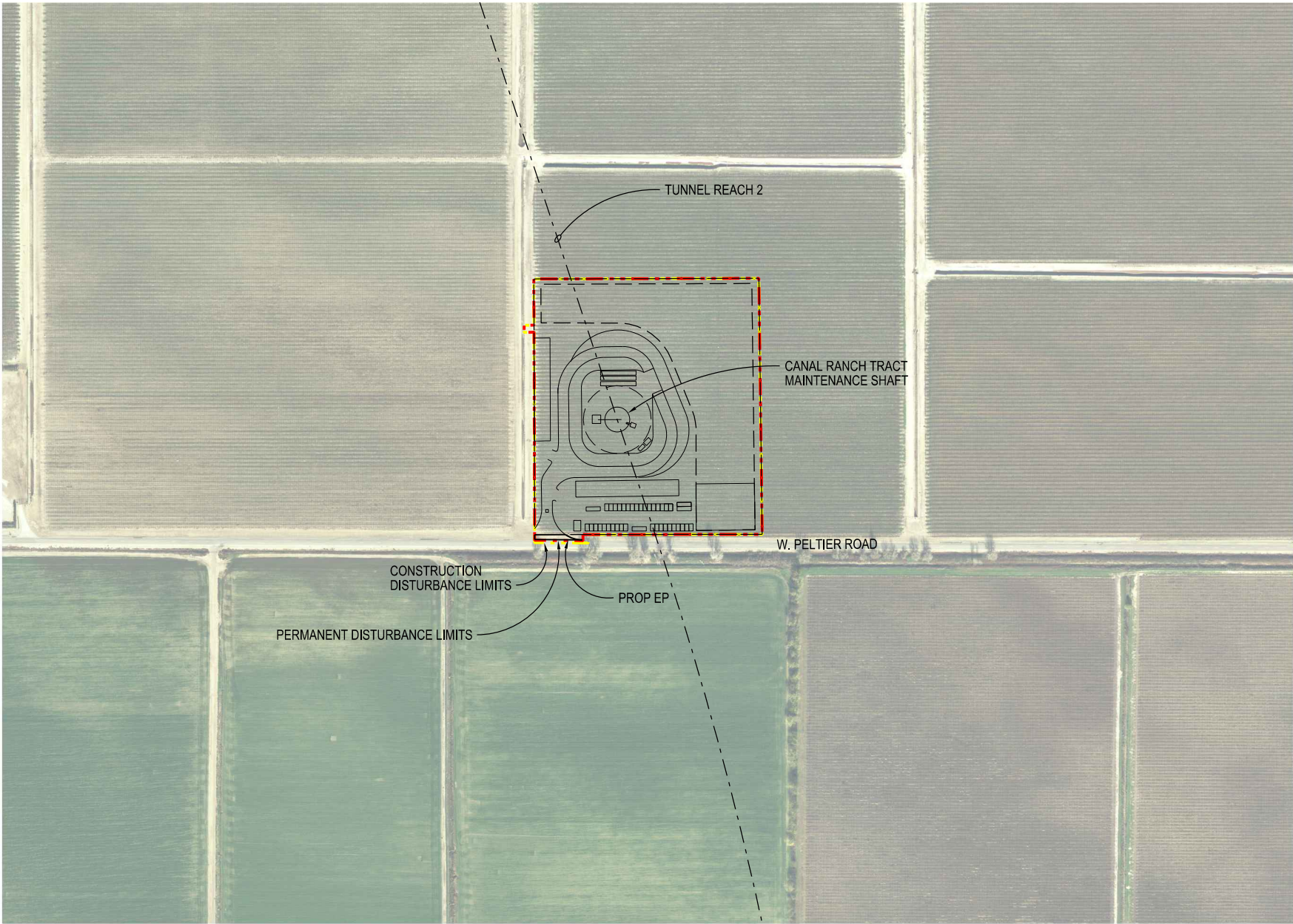
2

3

4

5

6



1

2

3

4

5

6

STE-C-1090HW_W8X97000.dgn

				DESIGNED	APPROVAL RECOMMENDED
				RYAN YOSHIMURA	
				DRAWN	APPROVAL BY
				JUNE KASHIWADA	
				CHECKED	
				JIM LORENZEN	
REV	DATE	DESCRIPTION	SUB.	APPD	

A

B

C

D

E

F

G

H



ENGINEERING PROJECT REPORT
DELTA CONVEYANCE PROJECT
SINGLE TUNNEL - EASTERN CORRIDOR

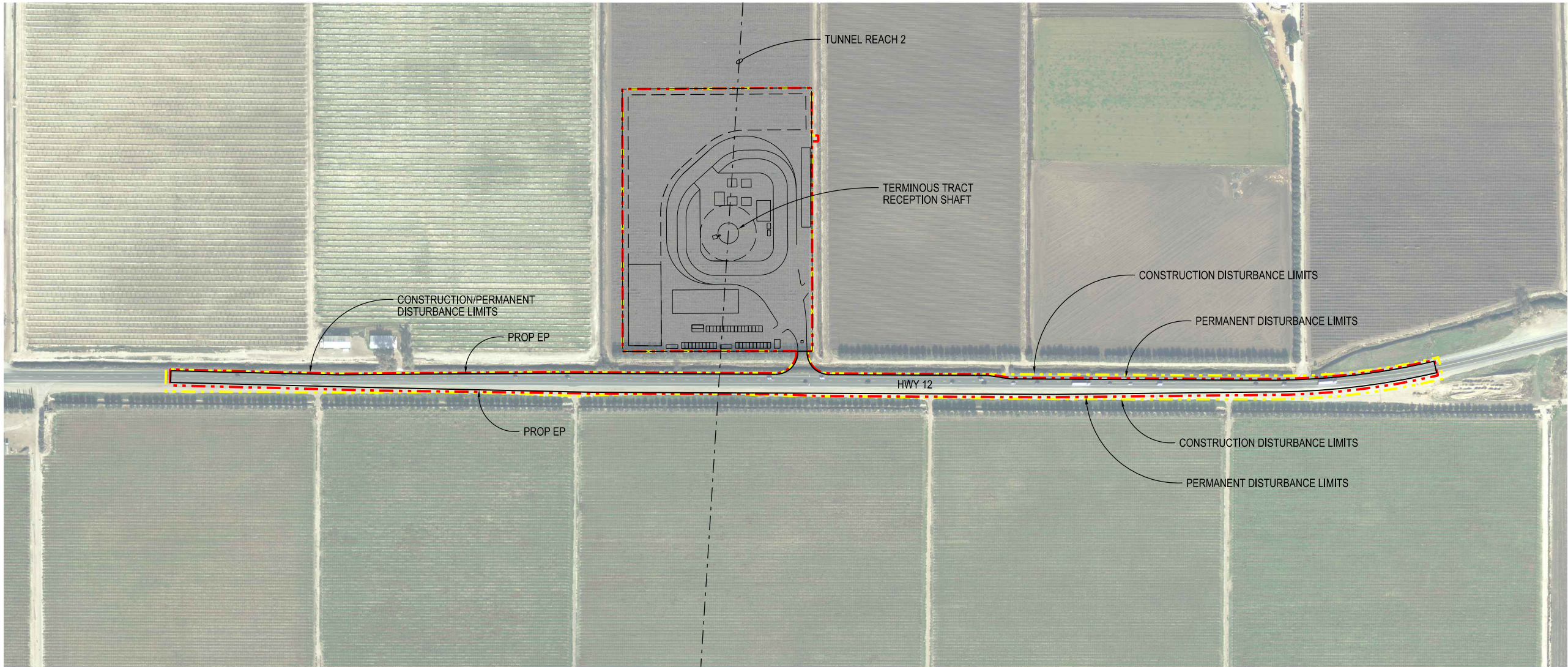
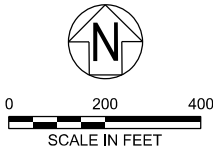
ACCESS ROAD PLAN
CANAL RANCH TRACT

HIGHWAYS/ROADS

VERIFY SCALE BAR IS ONE INCH ON ORIGINAL DRAWING. 0 1"	
PROJECT NO. W8X97000	
SHEET NO. STE-C-1090HW	
REV	SEQUENCE NO.

A B C D E F G H

NOTE:
1. FOR ACCESS ROAD TYPICAL CROSS SECTIONS, SEE SHEET STE-C-4003HW.



STE-C-1101HW_W8X97000.dgn

				DESIGNED	APPROVAL RECOMMENDED
				RYAN YOSHIMURA	
				DRAWN	APPROVAL BY
				JUNE KASHIWADA	
				CHECKED	
				JIM LORENZEN	
REV	DATE	DESCRIPTION	SUB.	APPD	

PLOT DATE:2021/11/20 PLOT TIME:10:47:41 AM

A B C D E F G H



ENGINEERING PROJECT REPORT
DELTA CONVEYANCE PROJECT
SINGLE TUNNEL - EASTERN CORRIDOR

ACCESS ROAD PLAN
HWY 12/TERMINOUS TRACT

HIGHWAYS/ROADS

VERIFY SCALE
BAR IS ONE INCH ON
ORIGINAL DRAWING.
0 1"

PROJECT NO.
W8X97000

SHEET NO.
STE-C-1101HW

REV SEQUENCE NO.

NOTE:
1. FOR ACCESS ROAD DRIVEWAY DETAIL, SEE SHEET STE-C-5001HW.

1


2

3

4

5

6



1

2

3

4

5

6

STE-C-1110HW_W8X97000.dgn

				DESIGNED	APPROVAL RECOMMENDED
				RYAN YOSHIMURA	
				DRAWN	APPROVAL BY
				JUNE KASHIWADA	
				CHECKED	
				JIM LORENZEN	
REV	DATE	DESCRIPTION	SUB.	APPD	



ENGINEERING PROJECT REPORT
DELTA CONVEYANCE PROJECT
SINGLE TUNNEL - EASTERN CORRIDOR

ACCESS ROAD PLAN
KING ISLAND TRACT

HIGHWAYS/ROADS

VERIFY SCALE BAR IS ONE INCH ON ORIGINAL DRAWING. 0 1"	
PROJECT NO. W8X97000	
SHEET NO. STE-C-1110HW	
REV	SEQUENCE NO.

A

B

C

D

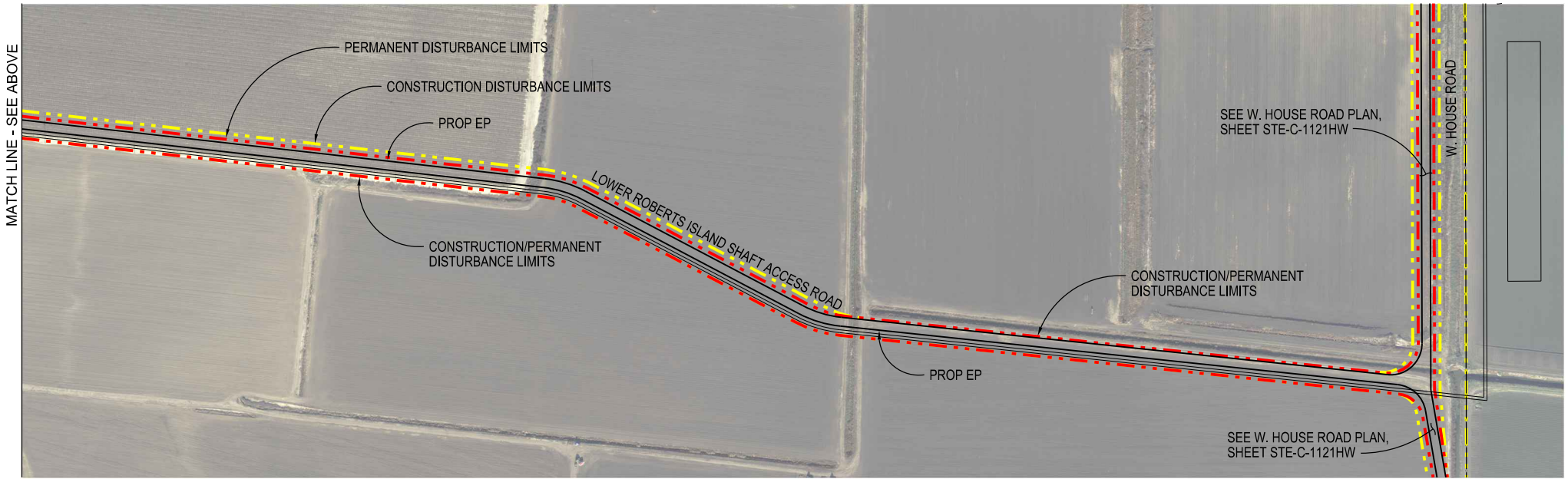
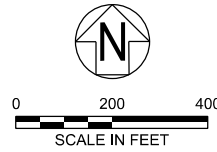
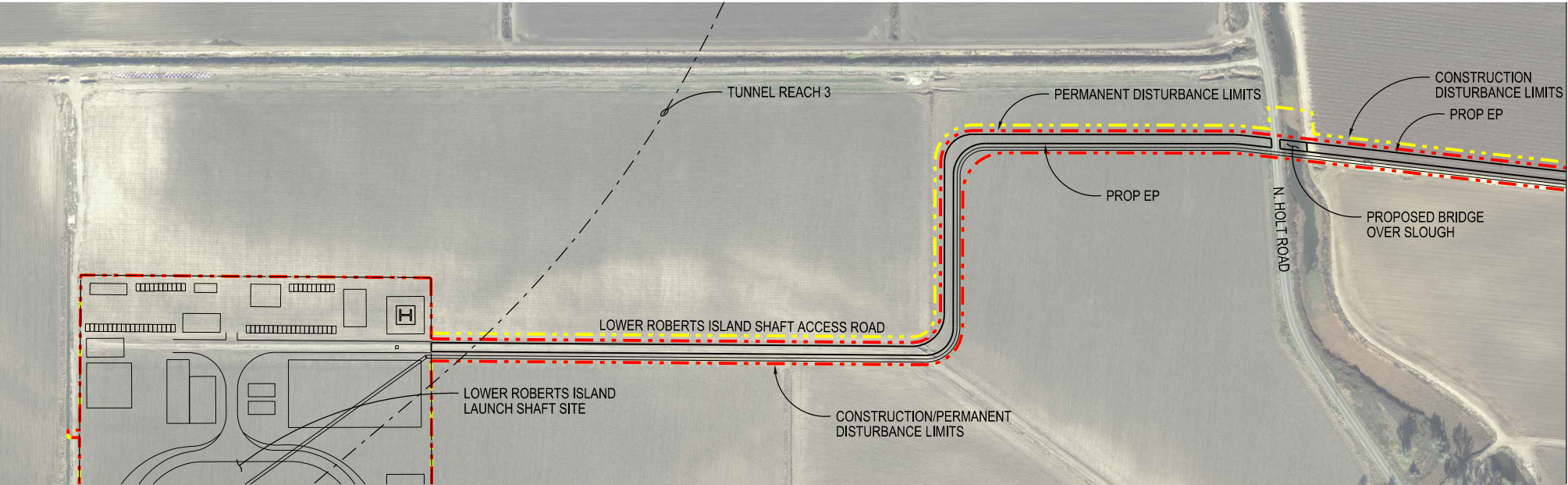
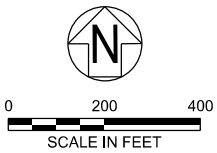
E

F

G

H

NOTE:
1. FOR ACCESS ROAD TYPICAL CROSS SECTIONS, SEE SHEET STE-C-4004HW.



STE-C-1120HW_W8X97000.dgn

				DESIGNED	APPROVAL RECOMMENDED
				RYAN YOSHIMURA	
				DRAWN	APPROVAL BY
				JUNE KASHIWADA	
				CHECKED	
				JIM LORENZEN	
REV	DATE	DESCRIPTION	SUB.	APPD	



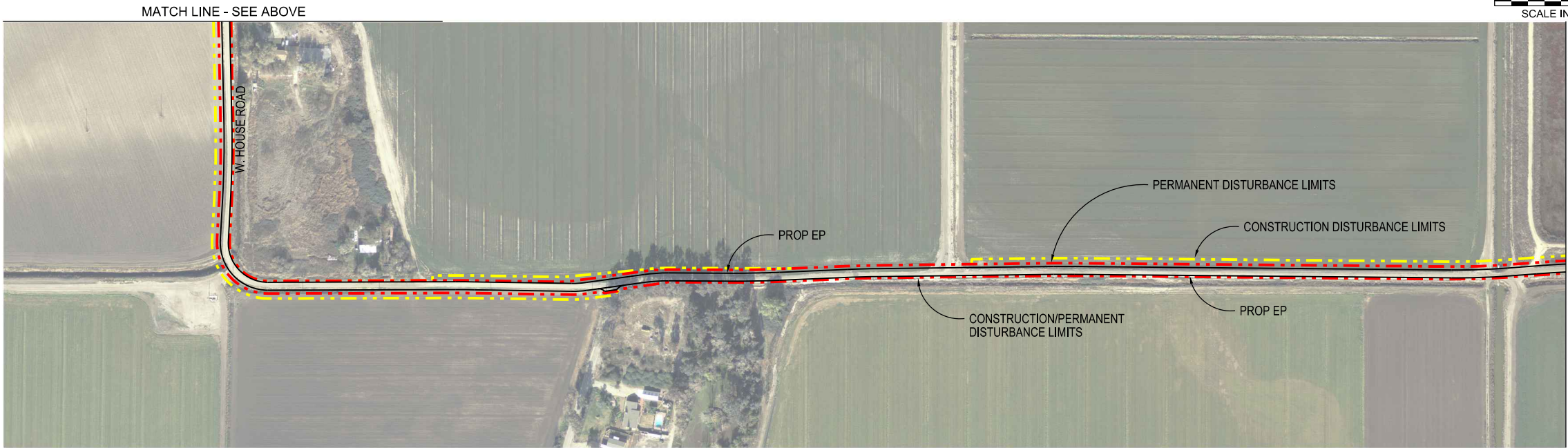
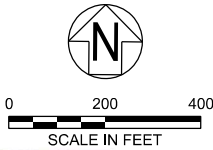
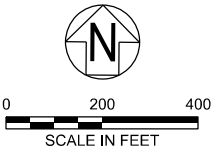
ENGINEERING PROJECT REPORT
DELTA CONVEYANCE PROJECT
SINGLE TUNNEL - EASTERN CORRIDOR

ACCESS ROAD PLAN
LOWER ROBERTS ISLAND SHAFT - 1 of 4

HIGHWAYS/ROADS

VERIFY SCALE BAR IS ONE INCH ON ORIGINAL DRAWING. 0 1"	
PROJECT NO. W8X97000	
SHEET NO. STE-C-1120HW	
REV	SEQUENCE NO.

NOTE:
1. FOR ACCESS ROAD TYPICAL CROSS SECTIONS, SEE SHEET STE-C-4004HW.



STE-C-1121HW_w8x97000.dgn

				DESIGNED	APPROVAL RECOMMENDED
				RYAN YOSHIMURA	
				DRAWN	APPROVAL BY
				JUNE KASHIWADA	
				CHECKED	
				JIM LORENZEN	
REV	DATE	DESCRIPTION	SUB.	APPD	

PLOT DATE:202111120 PLOT TIME:3:39:07 PM



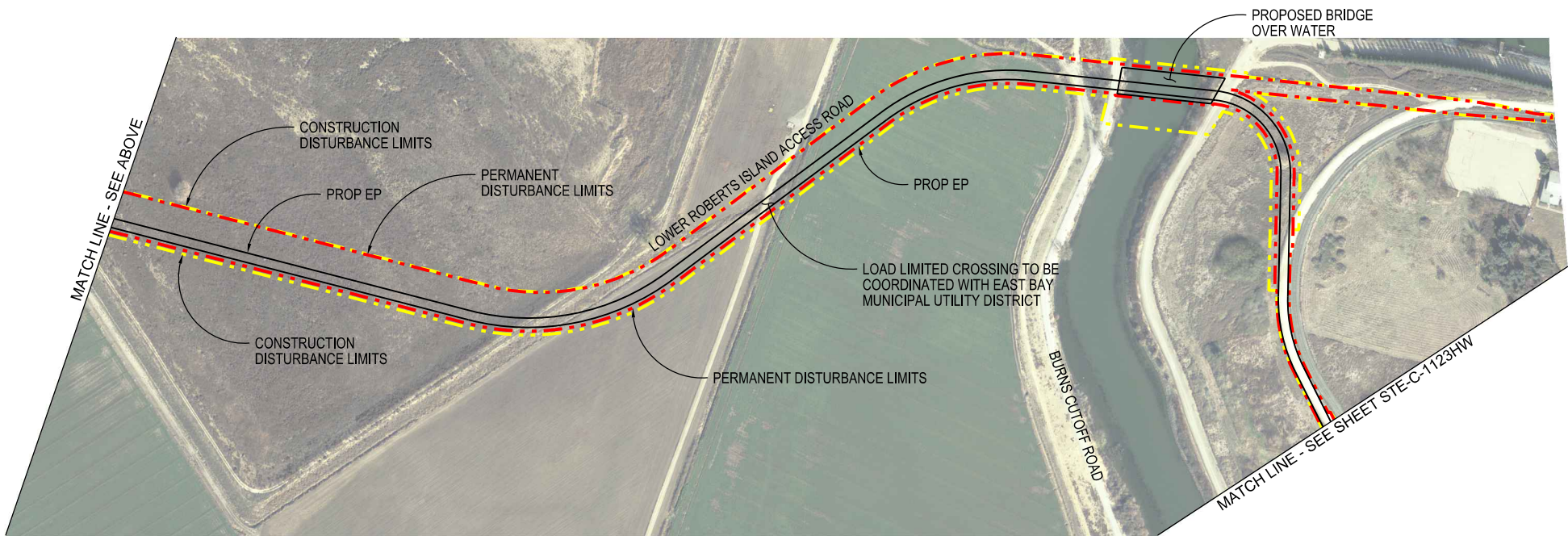
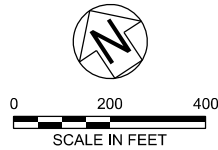
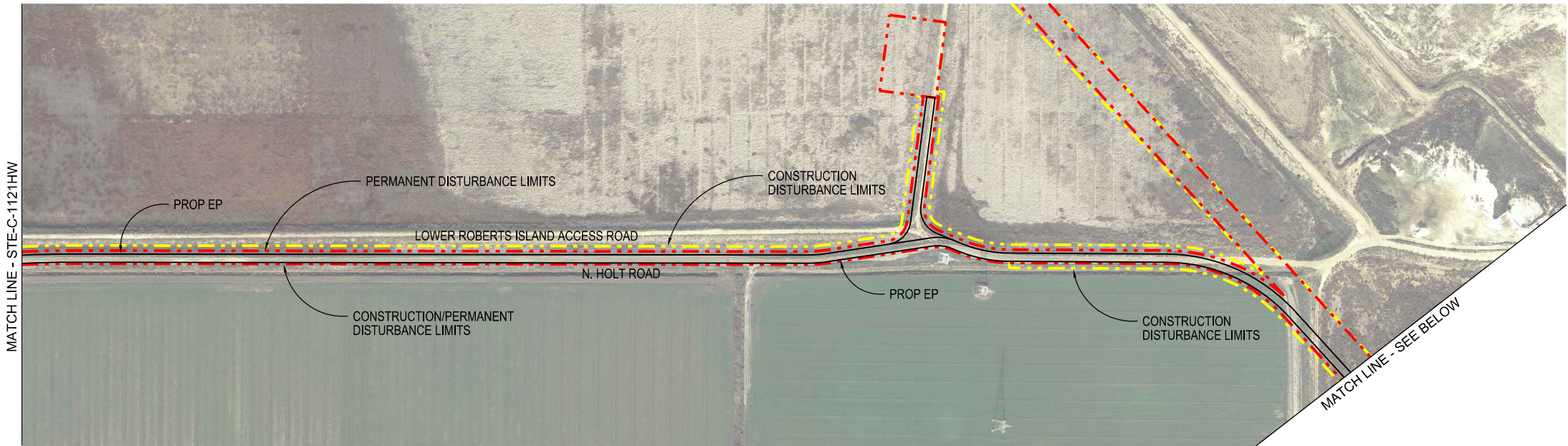
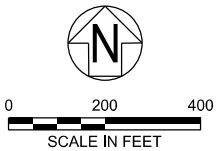
ENGINEERING PROJECT REPORT
DELTA CONVEYANCE PROJECT
SINGLE TUNNEL - EASTERN CORRIDOR

ACCESS ROAD PLAN
LOWER ROBERTS ISLAND SHAFT - 2 of 4

HIGHWAYS/ROADS

VERIFY SCALE BAR IS ONE INCH ON ORIGINAL DRAWING. 0' 1"	
PROJECT NO. W8X97000	
SHEET NO. STE-C-1121HW	
REV	SEQUENCE NO.

NOTE:
1. FOR ACCESS ROAD TYPICAL CROSS SECTIONS, SEE SHEET STE-C-4004HW.



STE-C-1122HW_w8x97000.dgn

				DESIGNED	APPROVAL RECOMMENDED
				RYAN YOSHIMURA	
				DRAWN	APPROVAL BY
				JUNE KASHIWADA	
				CHECKED	
				JIM LORENZEN	
REV	DATE	DESCRIPTION	SUB.	APPD	



ENGINEERING PROJECT REPORT
DELTA CONVEYANCE PROJECT
SINGLE TUNNEL - EASTERN CORRIDOR

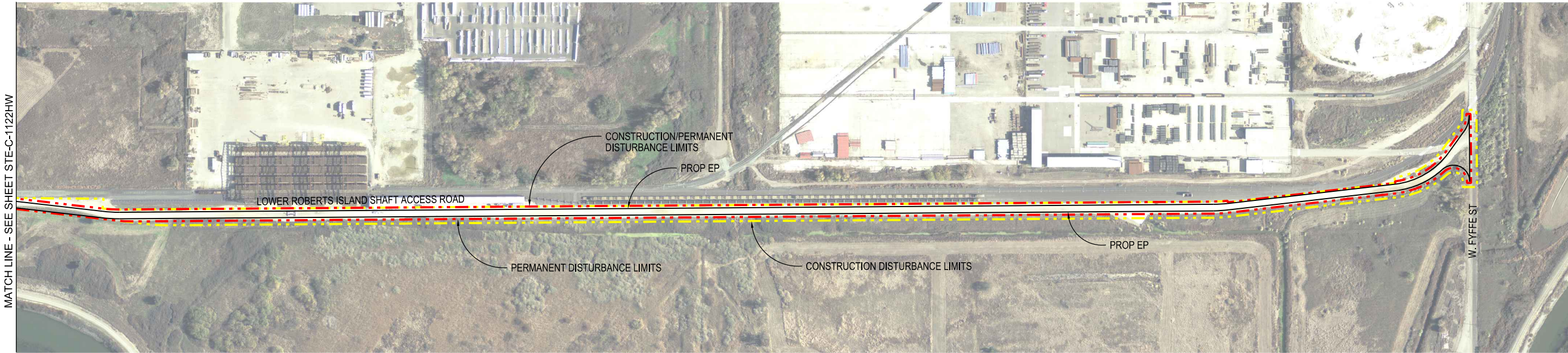
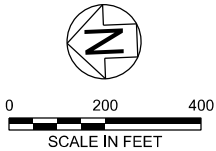
ACCESS ROAD PLAN
LOWER ROBERTS ISLAND SHAFT - 3 of 4

HIGHWAYS/ROADS

VERIFY SCALE BAR IS ONE INCH ON ORIGINAL DRAWING. 0 1"	
PROJECT NO. W8X97000	
SHEET NO. STE-C-1122HW	
REV	SEQUENCE NO.

A B C D E F G H

NOTE:
1. FOR ACCESS ROAD TYPICAL CROSS SECTIONS, SEE SHEET STE-C-4004HW.



STE-C-1123HW_W8X97000.dgn

				DESIGNED	APPROVAL RECOMMENDED
				RYAN YOSHIMURA	
				DRAWN	APPROVAL BY
				JUNE KASHIWADA	
				CHECKED	
				JIM LORENZEN	
REV	DATE	DESCRIPTION	SUB.	APPD	



ENGINEERING PROJECT REPORT
DELTA CONVEYANCE PROJECT
SINGLE TUNNEL - EASTERN CORRIDOR

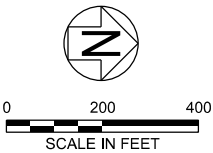
ACCESS ROAD PLAN
LOWER ROBERTS ISLAND SHAFT - 4 of 4

HIGHWAYS/ROADS

VERIFY SCALE BAR IS ONE INCH ON ORIGINAL DRAWING. 0 1"	
PROJECT NO. W8X97000	
SHEET NO. STE-C-1123HW	
REV	SEQUENCE NO.

A B C D E F G H

NOTE:
1. FOR ACCESS ROAD TYPICAL CROSS SECTIONS, SEE SHEET STE-C-4004HW.



STE-C-1130HW_W8X97000.dgn

				DESIGNED	APPROVAL RECOMMENDED
				RYAN YOSHIMURA	
				DRAWN	APPROVAL BY
				JUNE KASHIWADA	
				CHECKED	
				JIM LORENZEN	
REV	DATE	DESCRIPTION		SUB.	APPD
	12/23/2021	FINAL DRAFT BASELINE DRAWINGS			

PLOT DATE:2021/11/20 PLOT TIME:4:00:56 PM

A B C D E F G H



ENGINEERING PROJECT REPORT
DELTA CONVEYANCE PROJECT
SINGLE TUNNEL - EASTERN CORRIDOR

ACCESS ROAD PLAN
UPPER JONES TRACT

HIGHWAYS/ROADS

VERIFY SCALE BAR IS ONE INCH ON ORIGINAL DRAWING. 0 1"	
PROJECT NO. W8X97000	
SHEET NO. STE-C-1130HW	
REV	SEQUENCE NO.

A

B

C

D

E

F

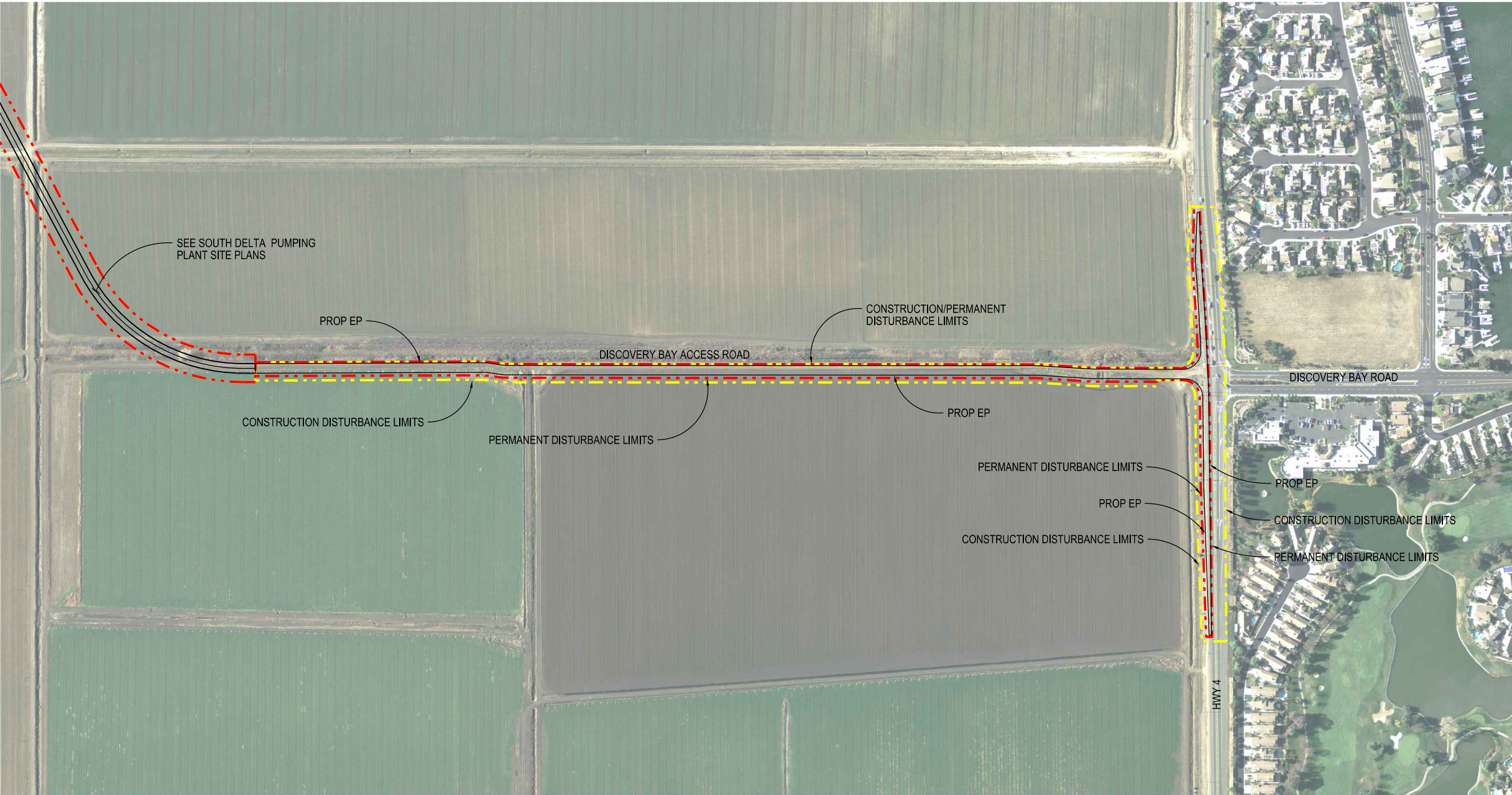
G

H

NOTE:
1. FOR ACCESS ROAD TYPICAL CROSS SECTIONS, SEE SHEET STE-C-4005HW.



0 200 400
SCALE IN FEET



STE-C-1170HW_W8X97000.dgn

				DESIGNED	APPROVAL RECOMMENDED
				RYAN YOSHIMURA	
				DRAWN	APPROVAL BY
				JUNE KASHIWADA	
				CHECKED	
				JIM LORENZEN	
REV	DATE	DESCRIPTION	SUB.	APPD	

PLOT DATE:202111120 PLOT TIME:3:05:17 PM



ENGINEERING PROJECT REPORT
DELTA CONVEYANCE PROJECT
SINGLE TUNNEL - EASTERN CORRIDOR

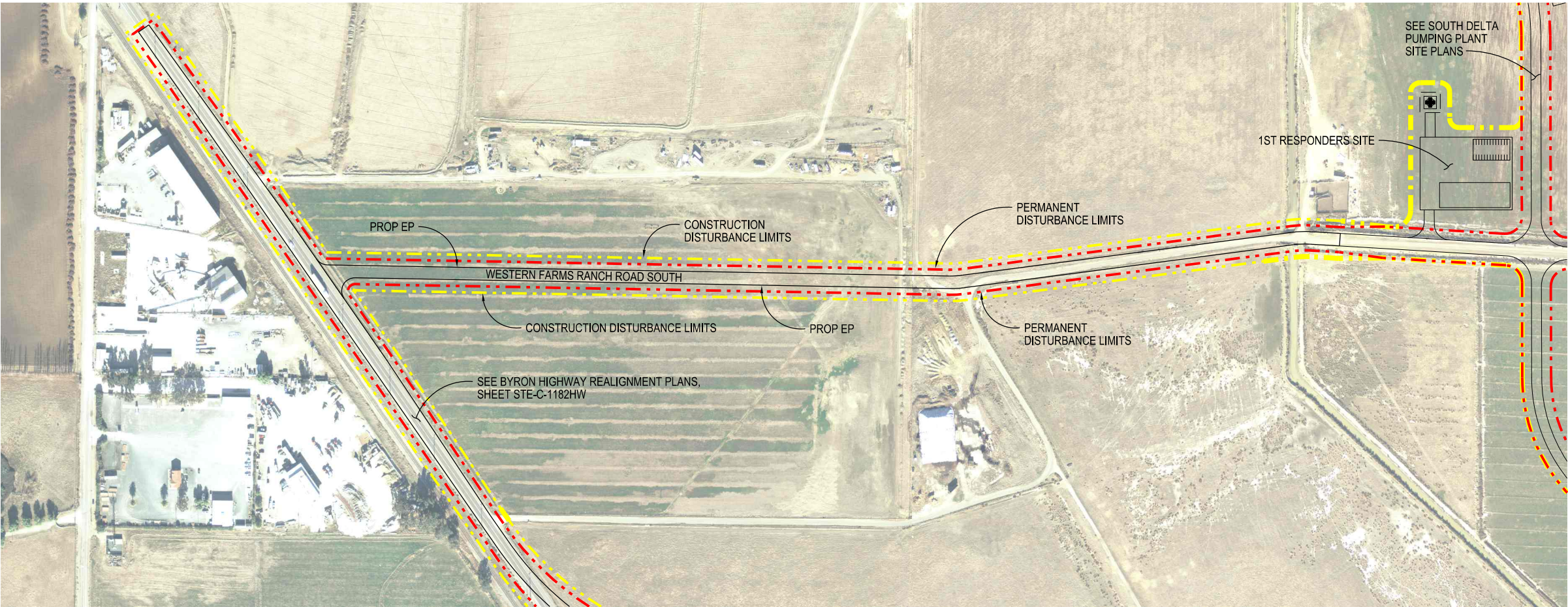
ACCESS ROAD PLAN
DISCOVERY BAY

HIGHWAYS/ROADS

VERIFY SCALE BAR IS ONE INCH ON ORIGINAL DRAWING. 0 1"	
PROJECT NO. W8X97000	
SHEET NO. STE-C-1170HW	
REV	SEQUENCE NO.

A B C D E F G H

NOTE:
1. FOR ACCESS ROAD TYPICAL CROSS SECTIONS, SEE SHEET STE-C-4007HW.



HIGHWAYS/ROADS

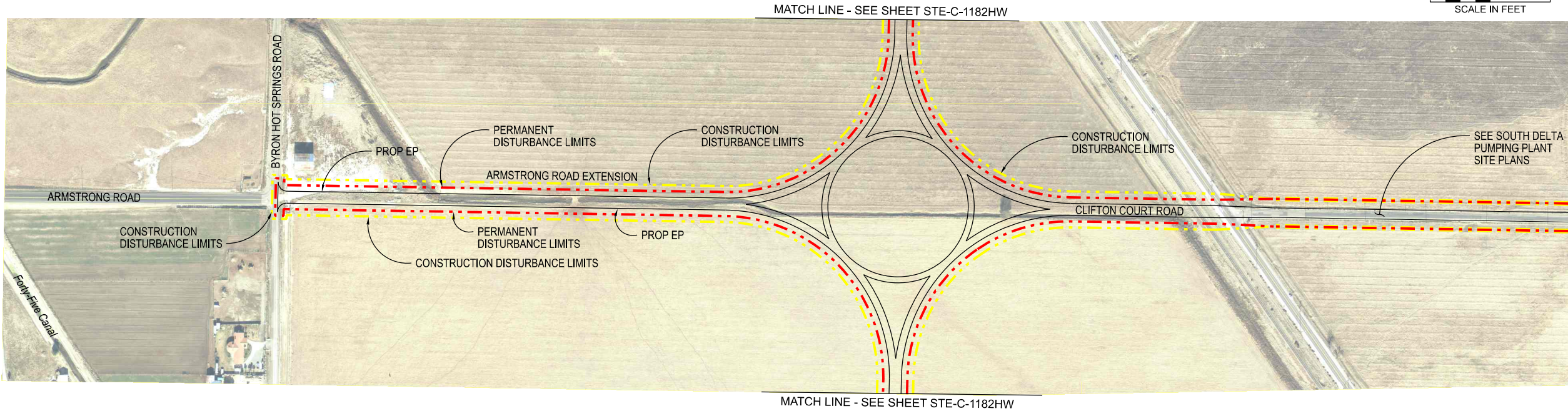
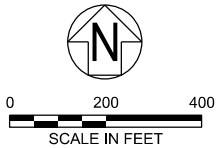
				DESIGNED	APPROVAL RECOMMENDED
				SERGIO ARELLANO	
				DRAWN	APPROVAL BY
				JUNE KASHIWADA	
				CHECKED	
				NEIL PAYNTER	
REV	DATE	DESCRIPTION	SUB.	APPD	



ENGINEERING PROJECT REPORT
DELTA CONVEYANCE PROJECT
SINGLE TUNNEL - EASTERN CORRIDOR
ACCESS ROAD PLAN
WESTERN FARMS RANCH RD SOUTH REALIGNMENT

VERIFY SCALE BAR IS ONE INCH ON ORIGINAL DRAWING. 0 1"	
PROJECT NO. W8X97000	
SHEET NO. STE-C-1180HW	
REV	SEQUENCE NO.

NOTE:
1. FOR ACCESS ROAD TYPICAL CROSS SECTIONS, SEE SHEET STC-C-4007HW.



STE-C-1181HW_W8X97000.dgn

				DESIGNED	APPROVAL RECOMMENDED
				SERGIO ARELLANO	
				DRAWN	APPROVAL BY
				JUNE KASHIWADA	
				CHECKED	
				NEIL PAYNTER	
REV	DATE	DESCRIPTION	SUB.	APPD	



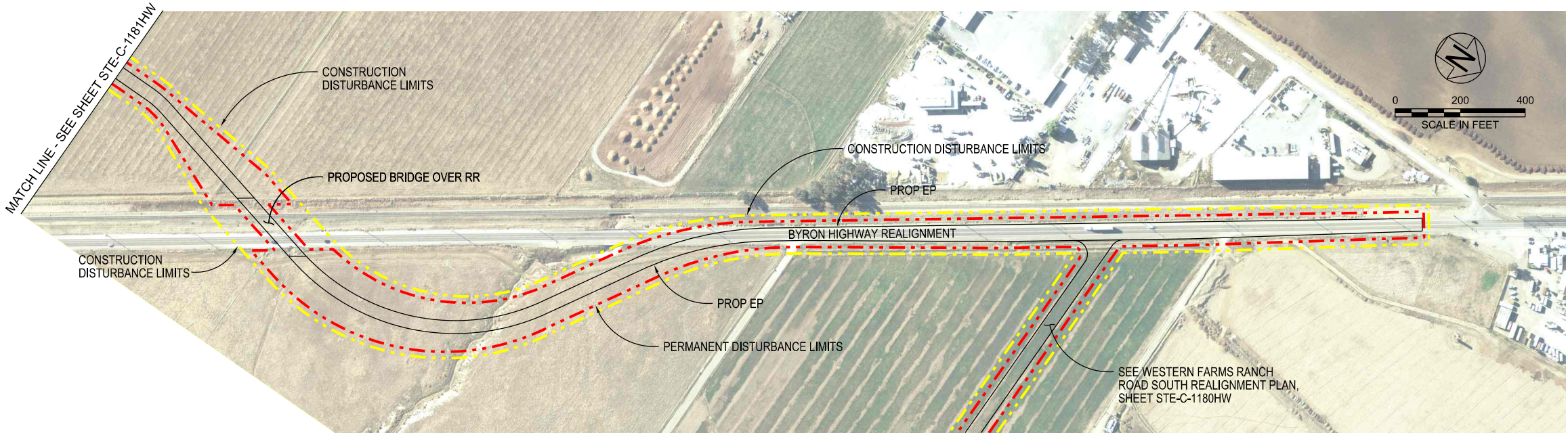
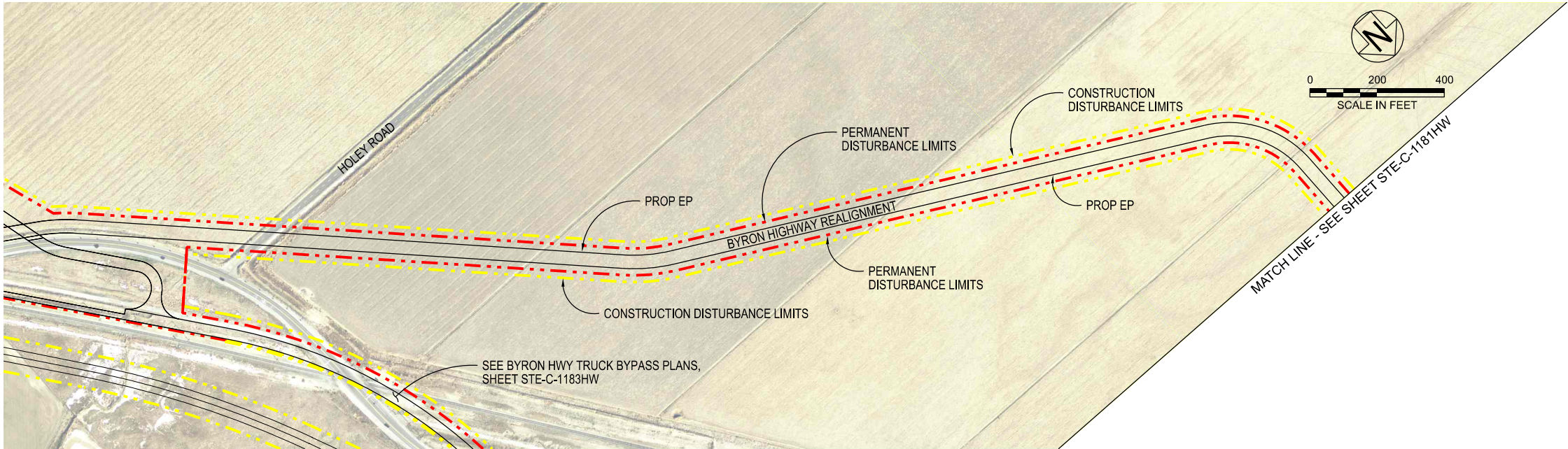
ENGINEERING PROJECT REPORT
DELTA CONVEYANCE PROJECT
SINGLE TUNNEL - EASTERN CORRIDOR

ACCESS ROAD PLAN
ARMSTRONG ROAD EXTENSION

HIGHWAYS/ROADS

VERIFY SCALE BAR IS ONE INCH ON ORIGINAL DRAWING. 0	
PROJECT NO. W8X97000	
SHEET NO. STE-C-1181HW	
REV	SEQUENCE NO.

NOTE:
1. FOR ACCESS ROAD TYPICAL CROSS SECTIONS, SEE SHEET STE-C-4008HW.



STE-C-1182HW_W8X97000.dgn

				DESIGNED	APPROVAL RECOMMENDED
				SERGIO ARELLANO	
				DRAWN	APPROVAL BY
				JUNE KASHIWADA	
				CHECKED	
				NEIL PAYNTER	
REV	DATE	DESCRIPTION	SUB.	APPD	

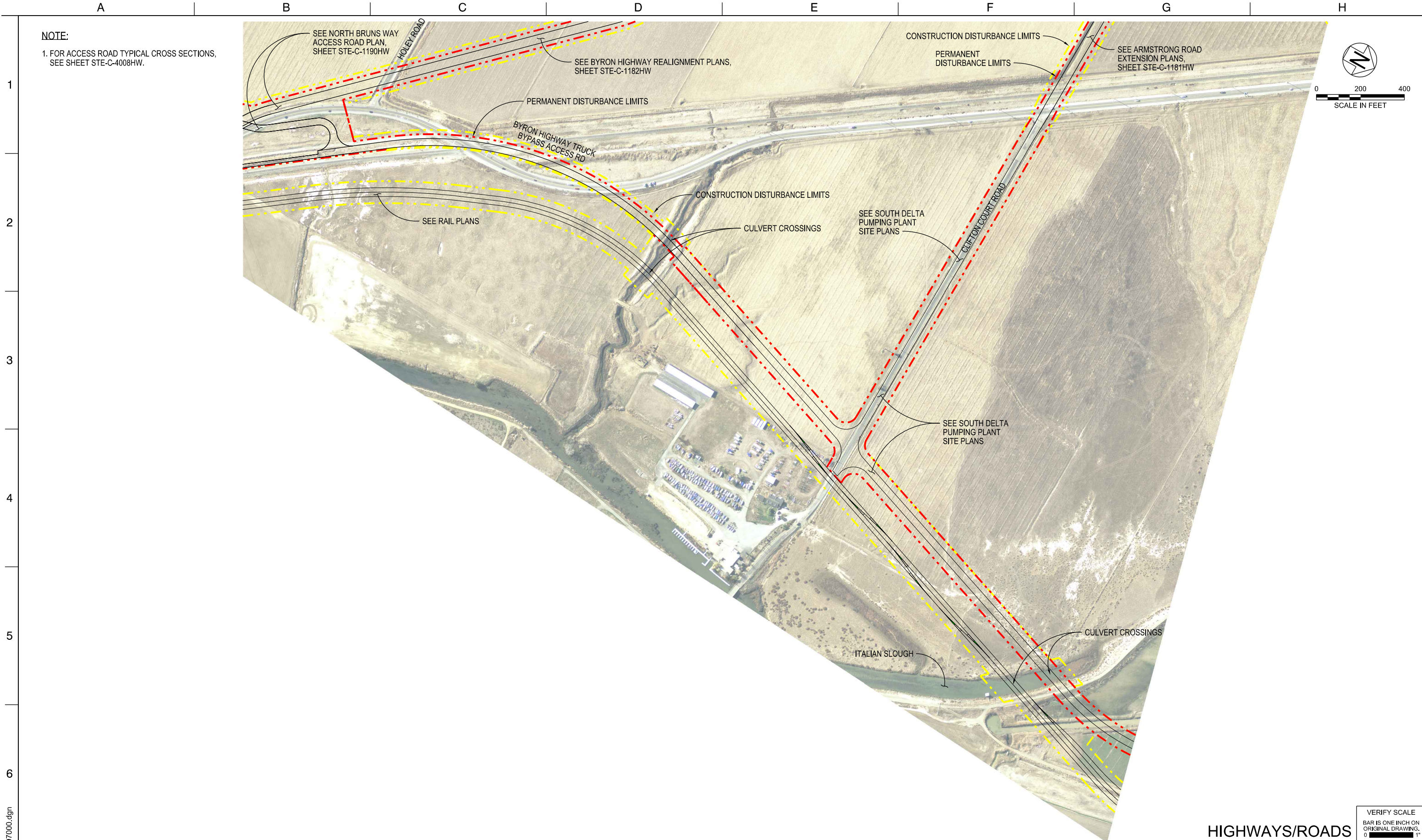


ENGINEERING PROJECT REPORT
DELTA CONVEYANCE PROJECT
SINGLE TUNNEL - EASTERN CORRIDOR

ACCESS ROAD PLAN
BYRON HIGHWAY REALIGNMENT

HIGHWAYS/ROADS

VERIFY SCALE BAR IS ONE INCH ON ORIGINAL DRAWING. 0 1"	
PROJECT NO. W8X97000	
SHEET NO. STE-C-1182HW	
REV	SEQUENCE NO.



NOTE:
1. FOR ACCESS ROAD TYPICAL CROSS SECTIONS, SEE SHEET STE-C-4008HW.

STE-C-1183HW_W8X97000.dgn

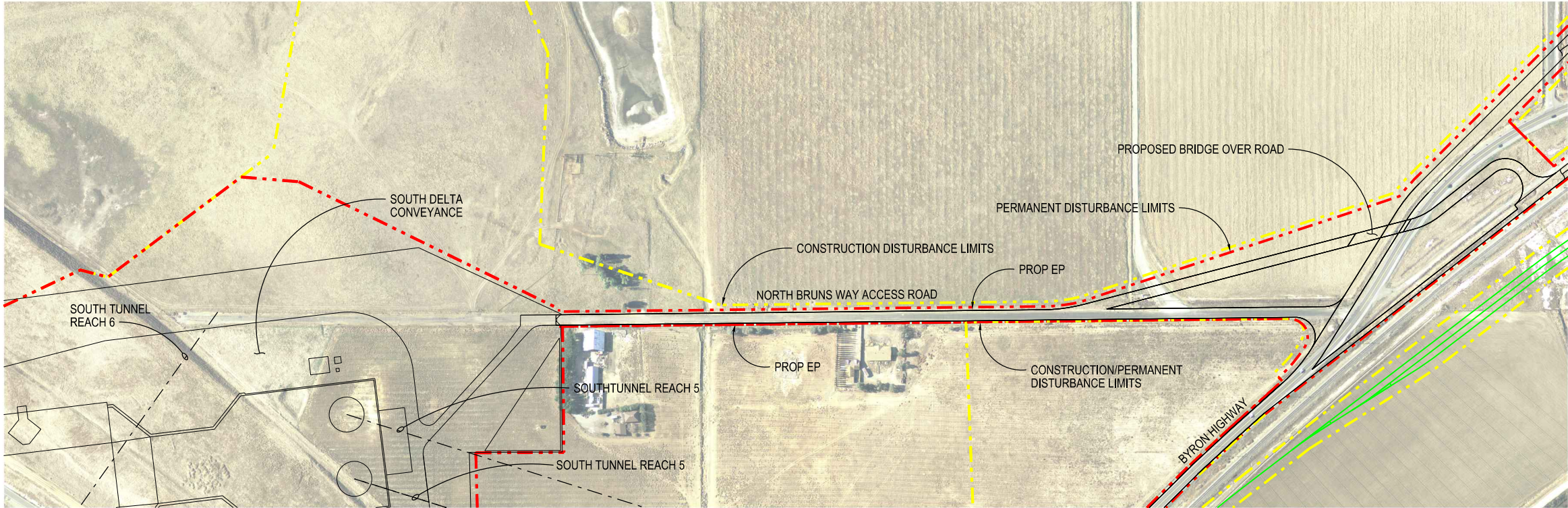
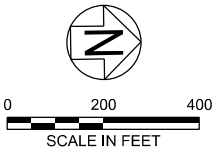
			DESIGNED		APPROVAL RECOMMENDED	
			SERGIO ARELLANO			
			DRAWN		APPROVAL BY	
			JUNE KASHIWADA			
			CHECKED			
			NEIL PAYNTER			
REV	DATE	DESCRIPTION	SUB.	APPD		
	12/23/2021	FINAL DRAFT BASELINE DRAWINGS				



ENGINEERING PROJECT REPORT
DELTA CONVEYANCE PROJECT
SINGLE TUNNEL - EASTERN CORRIDOR
ACCESS ROAD PLAN
BYRON HIGHWAY TRUCK BYPASS

VERIFY SCALE BAR IS ONE INCH ON ORIGINAL DRAWING. 0' 1"	
PROJECT NO. W8X97000	
SHEET NO. STE-C-1183HW	
REV	SEQUENCE NO.

NOTE:
1. FOR ACCESS ROAD TYPICAL CROSS SECTIONS, SEE SHEET STE-C-4008HW.



STE-C-1190-HW_W8X97000.dgn

				DESIGNED	APPROVAL RECOMMENDED
				RYAN YOSHIMURA	
				DRAWN	APPROVAL BY
				JUNE KASHIWADA	
				CHECKED	
				JIM LORENZEN	
REV	DATE	DESCRIPTION	SUB.	APPD	



ENGINEERING PROJECT REPORT
DELTA CONVEYANCE PROJECT
SINGLE TUNNEL - EASTERN CORRIDOR

ACCESS ROAD PLAN
NORTH BRUNS WAY

HIGHWAYS/ROADS

VERIFY SCALE BAR IS ONE INCH ON ORIGINAL DRAWING. 0 1"	
PROJECT NO. W8X97000	
SHEET NO. STE-C-1190HW	
REV	SEQUENCE NO.

1

2

3

4

5

6

1

2

3

4

5

6

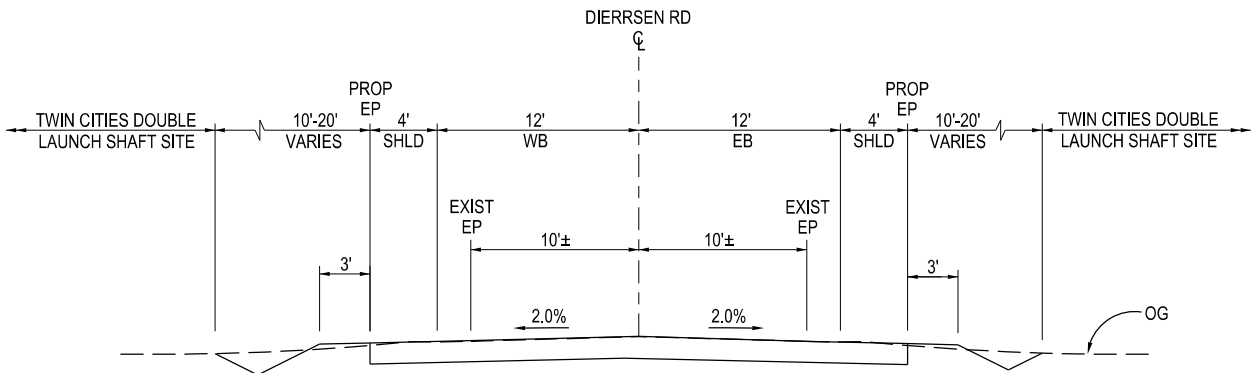
NOTE:

1. NEW SMUD LINE (SAME ALIGNMENT AS EXISTING).

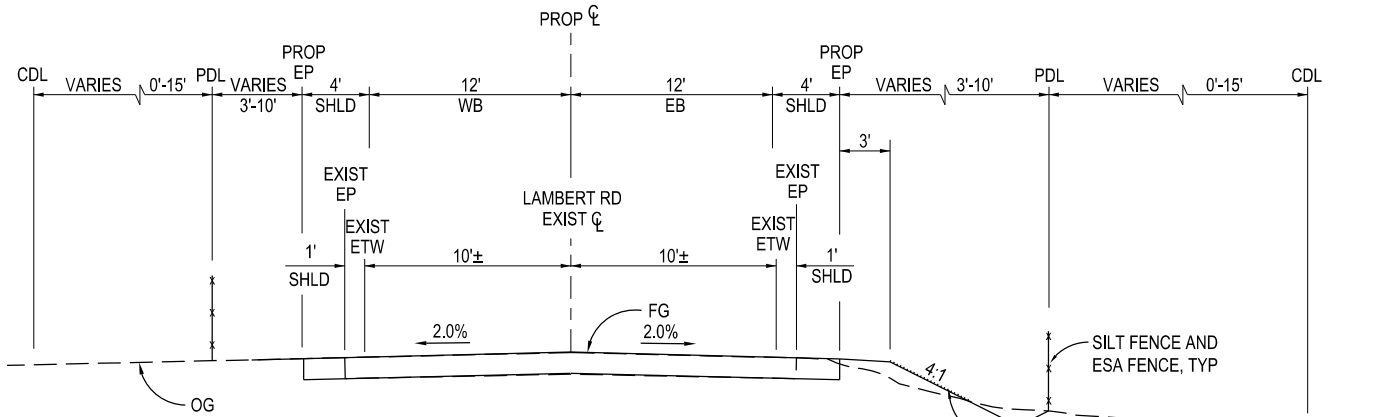
2. UNLESS SPECIFICALLY INDICATED, ALL NEW OR IMPROVED ACCESS ROADS WILL BE PAVED WITH ASPHALT OVER A GRAVEL BASE COURSE.

ABBREVIATIONS:

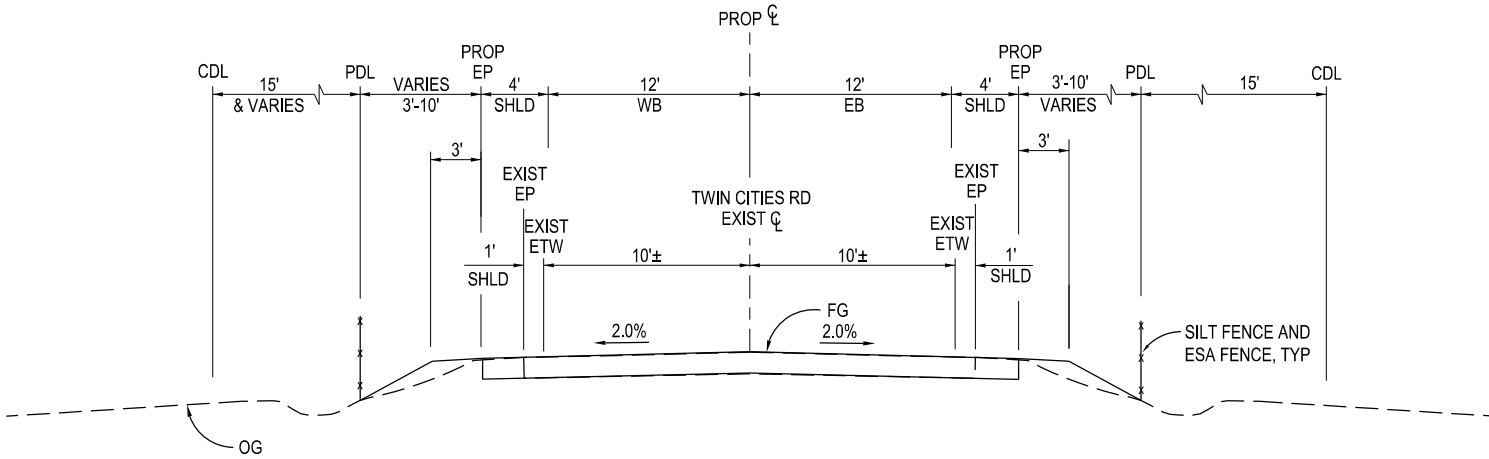
CDL	CONSTRUCTION DISTURBANCE LIMITS
EB	EASTBOUND
EP	EDGE OF PAVEMENT
ESA	ENVIRONMENTALLY SENSITIVE AREA
ETW	EDGE OF TRAVEL WAY
EXIST	EXISTING
FG	FINISHED GRADE
HWY	HIGHWAY
NB	NORTHBOUND
OG	ORIGINAL GROUND
PDL	PERMANENT DISTURBANCE LIMITS
PROP	PROPOSED
RD	ROAD
RR	RAILROAD
SB	SOUTHBOUND
SHLD	SHOULDER
SMUD	SACRAMENTO MUNICIPAL UTILITY DISTRICT
TYP	TYPICAL
WB	WESTBOUND
WY	WAY



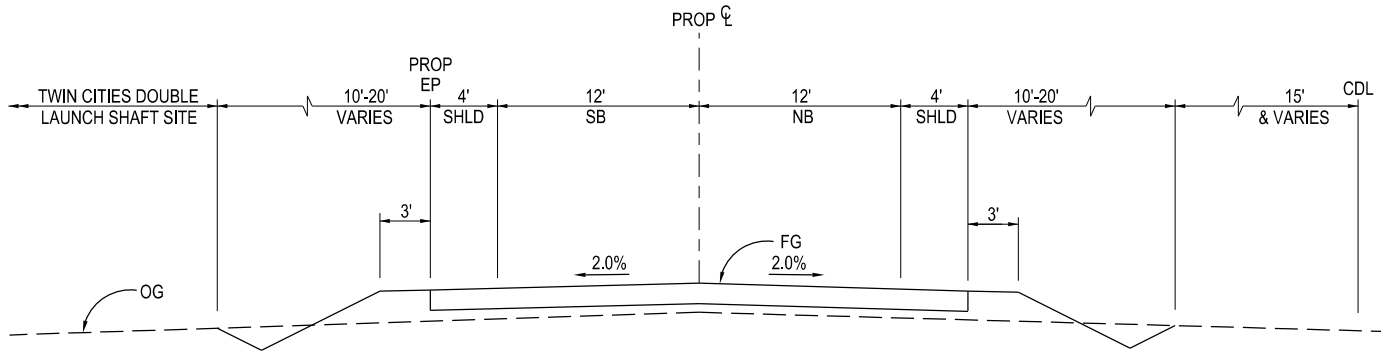
DIERSSEN ROAD WIDENING
TYPICAL CROSS SECTION
NO SCALE



LAMBERT ROAD WIDENING
TYPICAL CROSS SECTION
NO SCALE



TWIN CITIES ROAD WIDENING
TYPICAL CROSS SECTION
NO SCALE



FRANKLIN BLVD REALIGNMENT
TYPICAL CROSS SECTION
NO SCALE

STE-C-4001HW_W8X97000.dgn

				DESIGNED	APPROVAL RECOMMENDED
				RYAN YOSHIMURA	
				DRAWN	APPROVAL BY
				JUNE KASHIWADA	
				CHECKED	
				JIM LORENZEN	
REV	DATE	DESCRIPTION	SUB.	APPD	

PLOT DATE:2021/11/20 PLOT TIME:6:31:56 PM

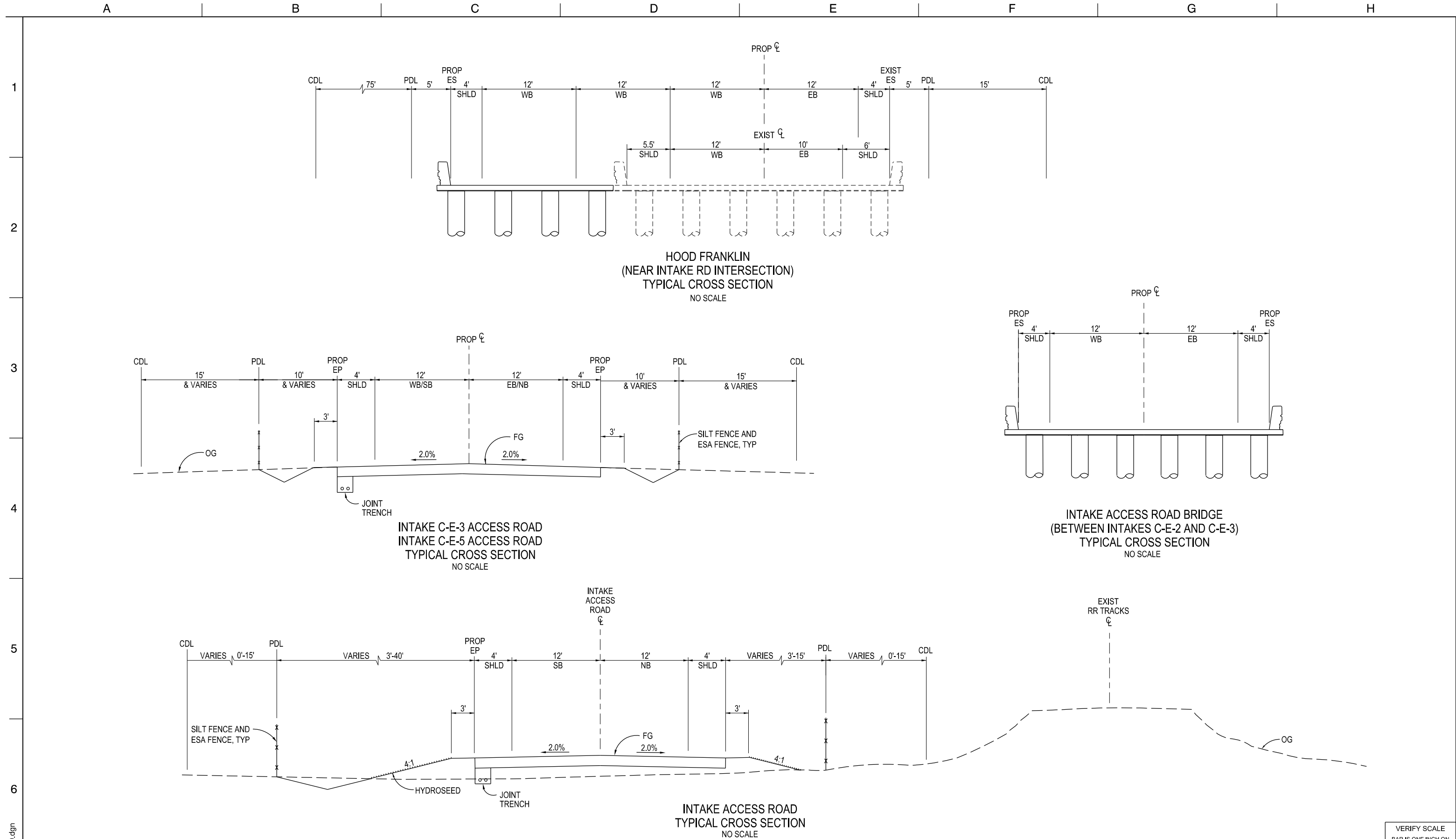


ENGINEERING PROJECT REPORT
DELTA CONVEYANCE PROJECT
SINGLE TUNNEL - EASTERN CORRIDOR

ACCESS ROAD
TYPICAL CROSS SECTIONS - 1 of 6

HIGHWAYS/ROADS

VERIFY SCALE BAR IS ONE INCH ON ORIGINAL DRAWING. 0" 1"	
PROJECT NO.	W8X97000
SHEET NO.	STE-C-4001HW
REV	SEQUENCE NO.



STE-C-4002HW_W8X97000.dgn

DESIGNED	RYAN YOSHIMURA	APPROVAL RECOMMENDED
DRAWN	JUNE KASHIWADA	APPROVAL BY
CHECKED	JIM LORENZEN	
REV	DATE	DESCRIPTION
	12/23/2021	FINAL DRAFT BASELINE DRAWINGS

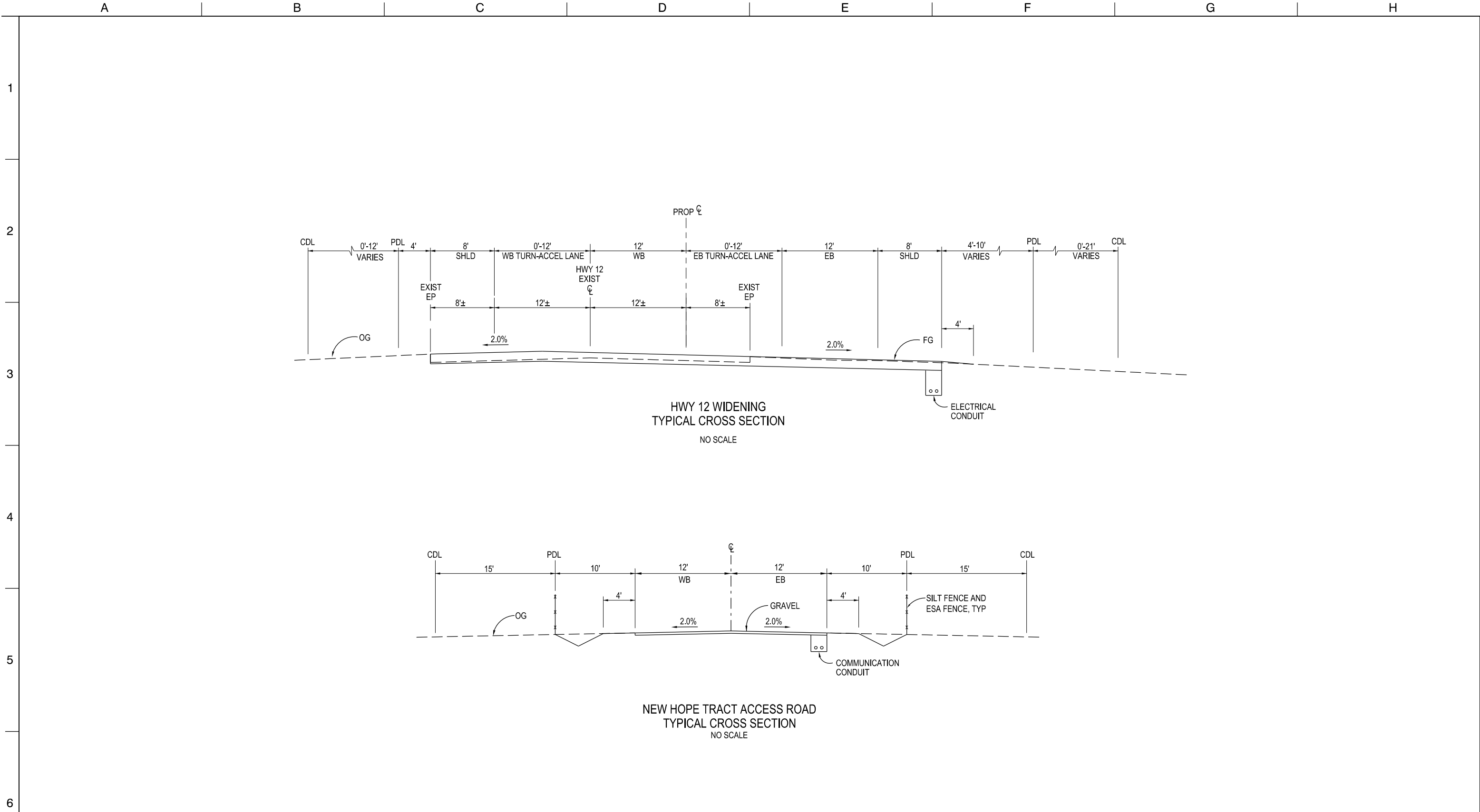
PLOT DATE:2021111120 PLOT TIME:2:00:31 PM



ENGINEERING PROJECT REPORT
DELTA CONVEYANCE PROJECT
SINGLE TUNNEL - EASTERN CORRIDOR

ACCESS ROAD
TYPICAL CROSS SECTIONS - 2 of 6

VERIFY SCALE BAR IS ONE INCH ON ORIGINAL DRAWING. 0 1"	
PROJECT NO.	W8X97000
SHEET NO.	STE-C-4002HW
REV	SEQUENCE NO.



STE-C-4003HW_W8X97000.dgn

				DESIGNED	APPROVAL RECOMMENDED
				RYAN YOSHIMURA	
				DRAWN	APPROVAL BY
				JUNE KASHIWADA	
				CHECKED	
				JIM LORENZEN	
REV	DATE	DESCRIPTION	SUB.	APPD	

PLOT DATE:2021/11/20 PLOT TIME:2:04:21 PM

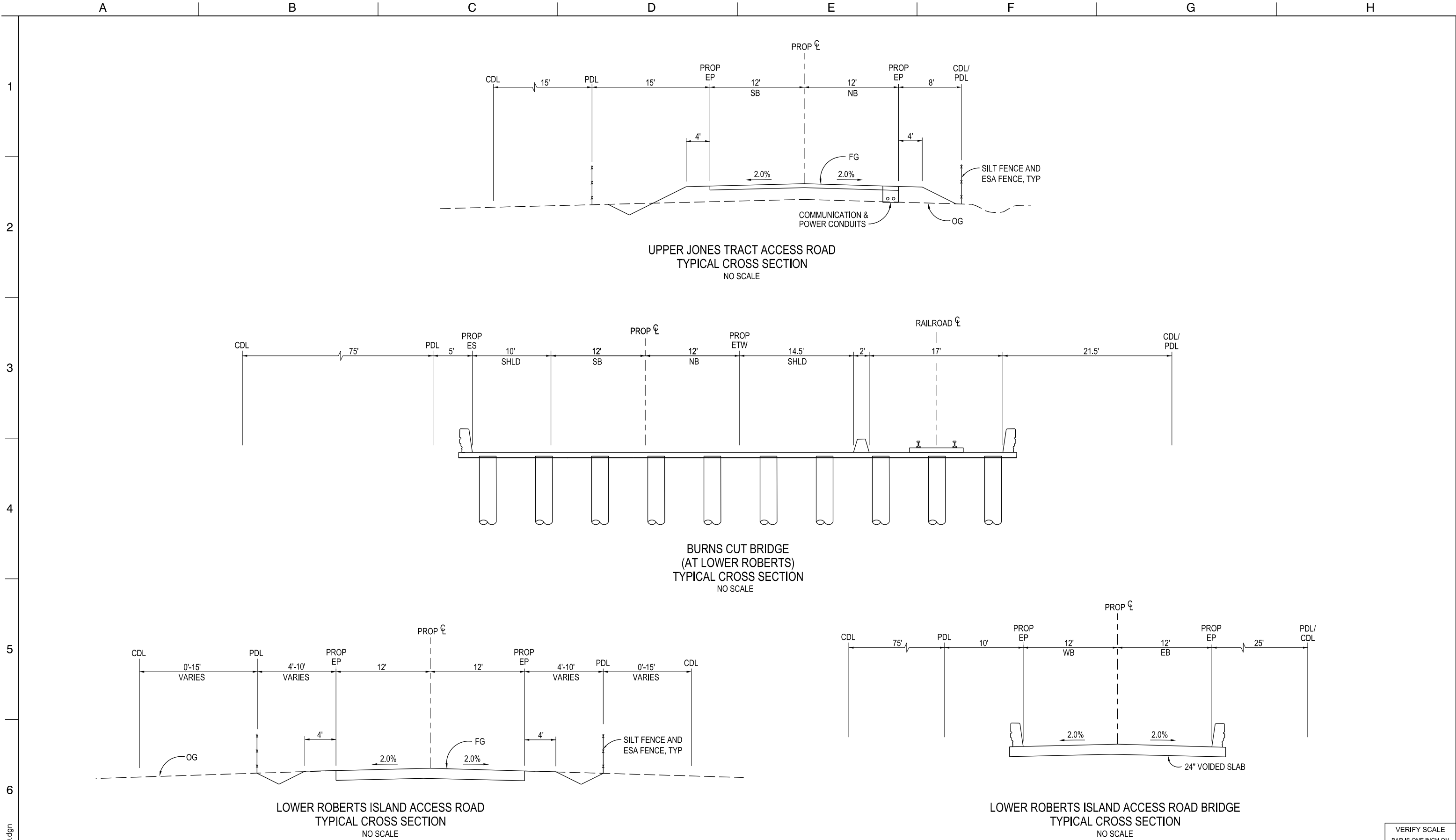


ENGINEERING PROJECT REPORT
DELTA CONVEYANCE PROJECT
SINGLE TUNNEL - EASTERN CORRIDOR

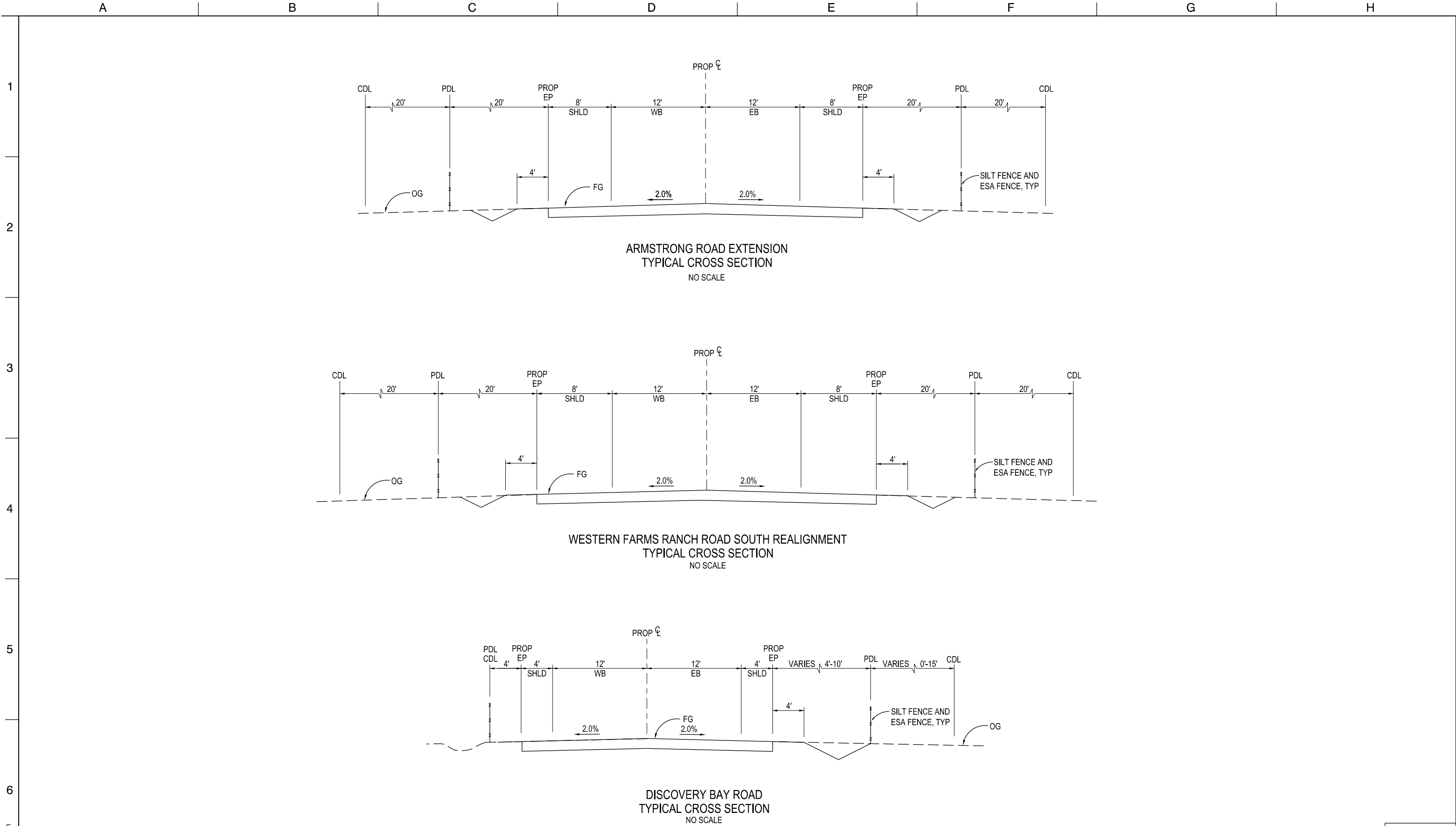
ACCESS ROAD
TYPICAL CROSS SECTIONS - 3 of 6

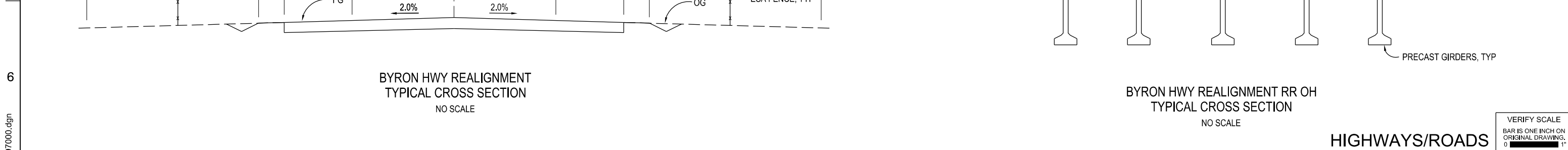
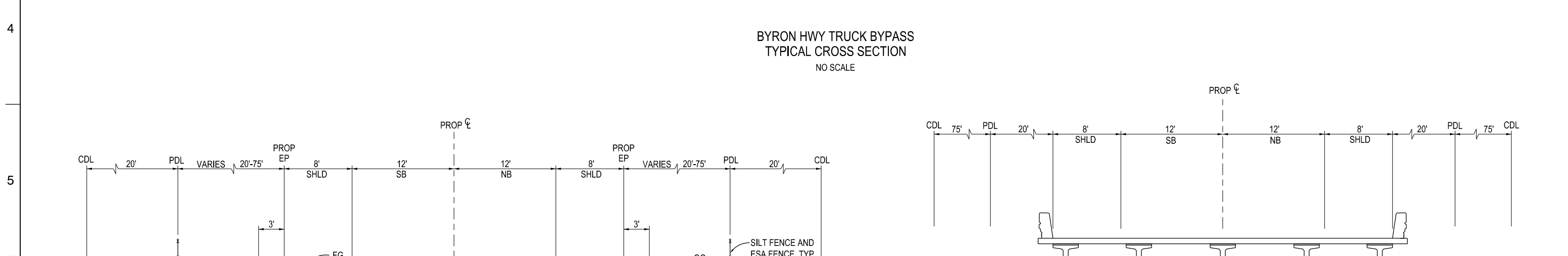
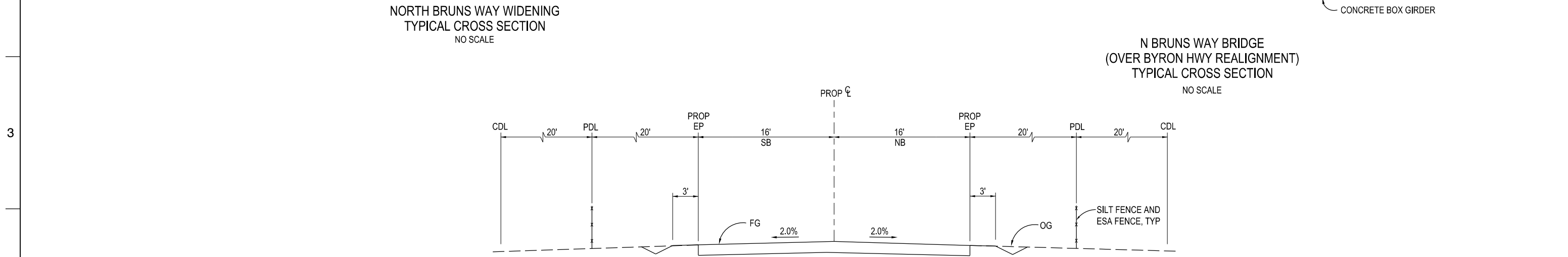
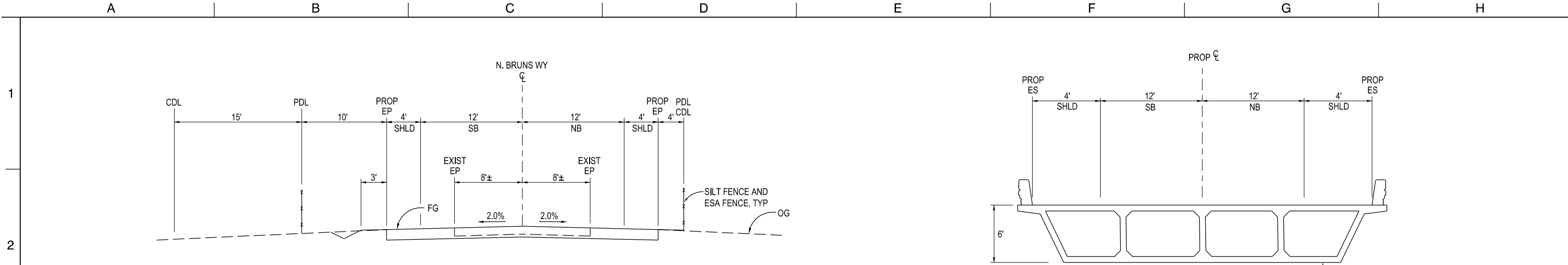
HIGHWAYS/ROADS

VERIFY SCALE BAR IS ONE INCH ON ORIGINAL DRAWING. 0' 1'	
PROJECT NO. W8X97000	
SHEET NO. STE-C-4003HW	
REV	SEQUENCE NO.



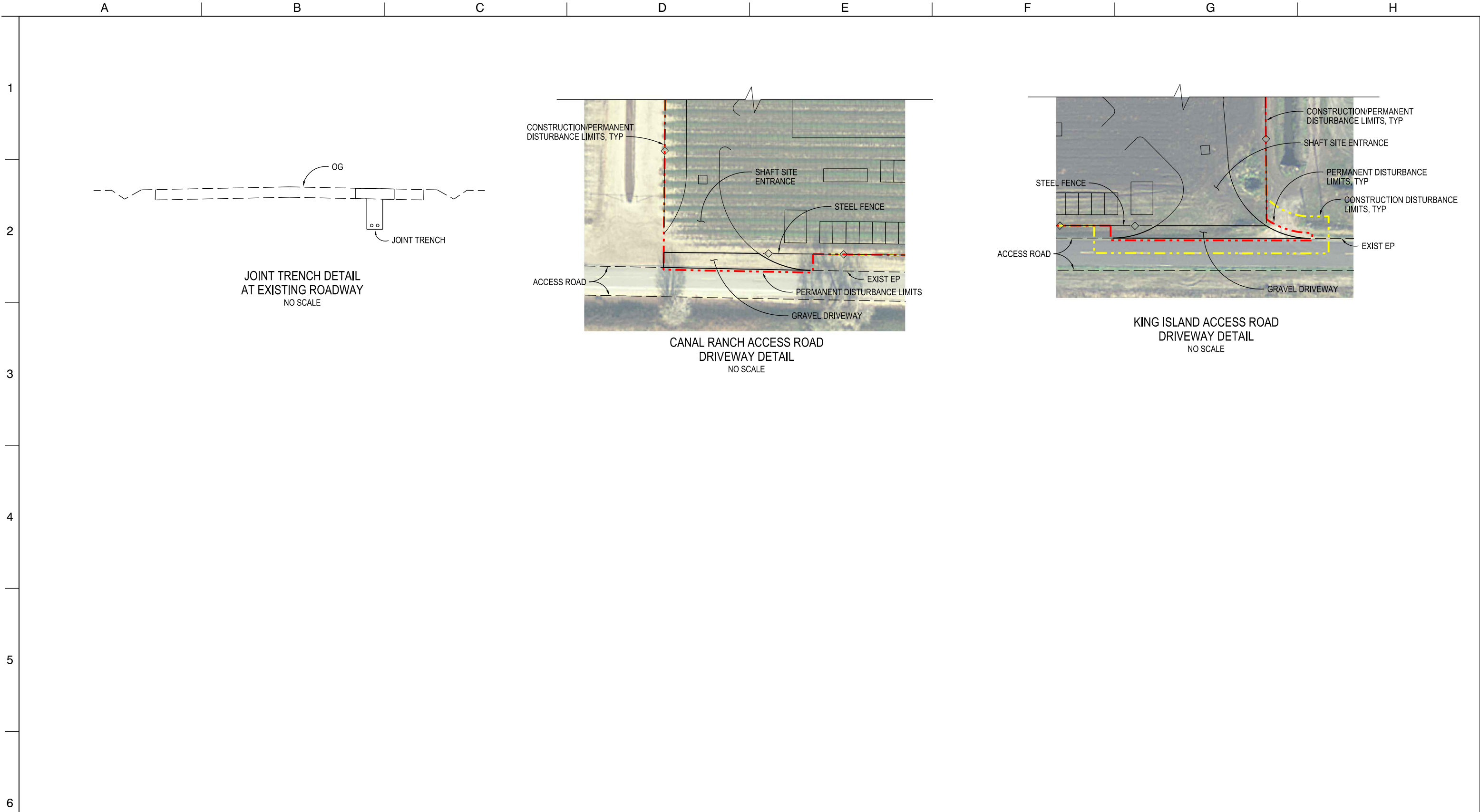
					DESIGNED	APPROVAL RECOMMENDED		<div>VERIFY SCALE BAR IS ONE INCH ON ORIGINAL DRAWING. 0' 1"</div> <div>HIGHWAYS/ROADS</div>	PROJECT NO.		
					RYAN YOSHIMURA				W8X97000		
					DRAWN	APPROVAL BY			SHEET NO.		
					JUNE KASHIWADA				STE-C-4004HW		
					CHECKED			<div>ENGINEERING PROJECT REPORT DELTA CONVEYANCE PROJECT SINGLE TUNNEL - EASTERN CORRIDOR</div> <div>ACCESS ROAD TYPICAL CROSS SECTIONS - 4 of 6</div>		REV	SEQUENCE NO.
					JIM LORENZEN						
REV	DATE	DESCRIPTION		SUB.	APPD						
	12/23/2021	FINAL DRAFT BASELINE DRAWINGS									





DESIGNED				APPROVAL RECOMMENDED			
RYAN YOSHIMURA							
DRAWN				APPROVAL BY			
JUNE KASHIWADA							
CHECKED							
JIM LORENZEN							
REV	DATE	DESCRIPTION		SUB.	APPD		
	12/23/2021	FINAL DRAFT BASELINE DRAWINGS					

PROJECT NO.		W8X97000	
SHEET NO.		STE-C-4006HW	
REV	DATE	SEQUENCE NO.	



STE-C-5001HW_W8X97000.dgn

				DESIGNED	APPROVAL RECOMMENDED
				RYAN YOSHIMURA	
				DRAWN	APPROVAL BY
				JUNE KASHIWADA	
				CHECKED	
				JIM LORENZEN	
REV	DATE	DESCRIPTION	SUB.	APPD	

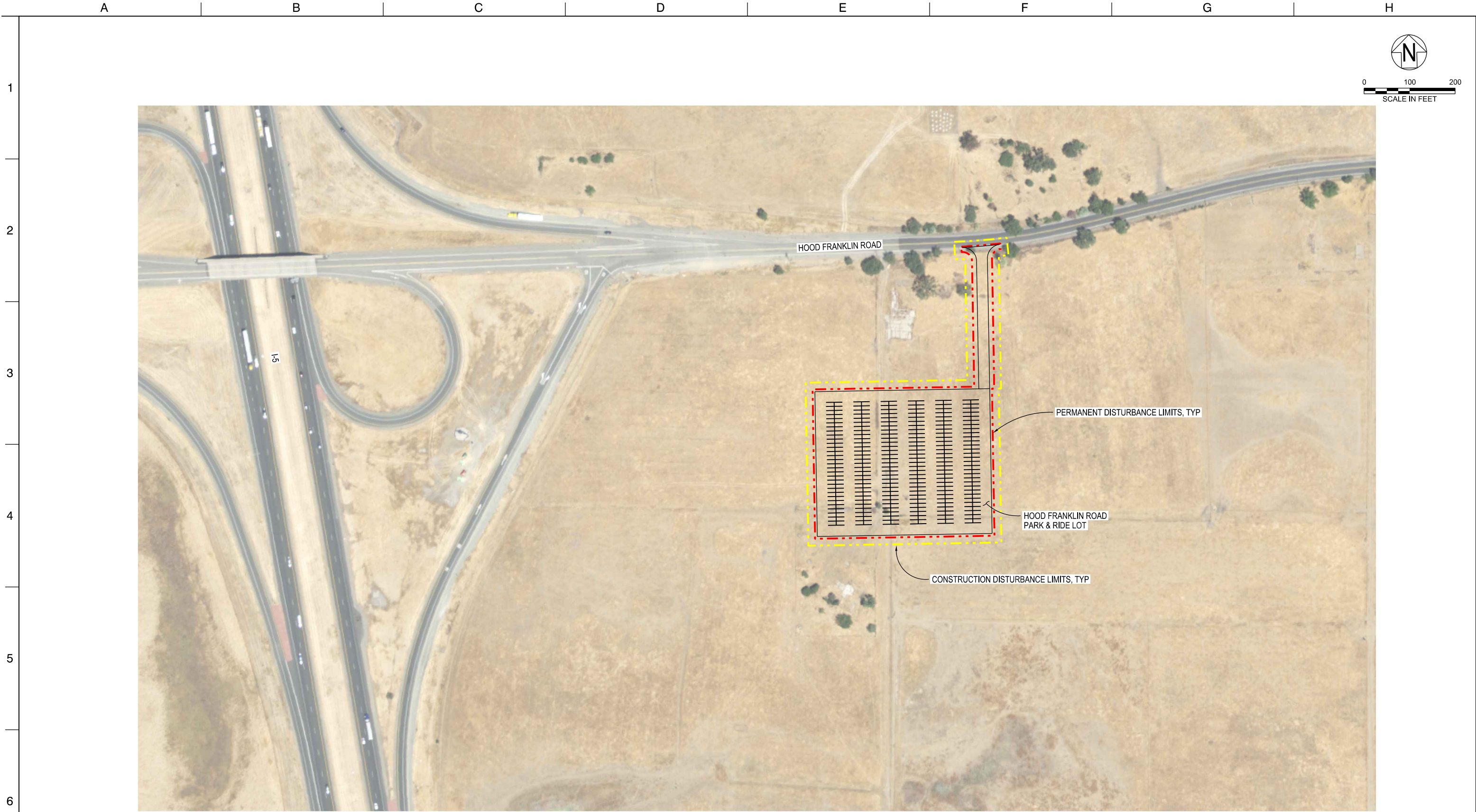


ENGINEERING PROJECT REPORT
DELTA CONVEYANCE PROJECT
SINGLE TUNNEL - EASTERN CORRIDOR

ACCESS ROAD
CONSTRUCTION DETAILS

HIGHWAYS/ROADS

VERIFY SCALE BAR IS ONE INCH ON ORIGINAL DRAWING. 0' 1"	
PROJECT NO. W8X97000	
SHEET NO. STE-C-5001HW	
REV	SEQUENCE NO.



STE-C-5002HW_W8X97000.dgn

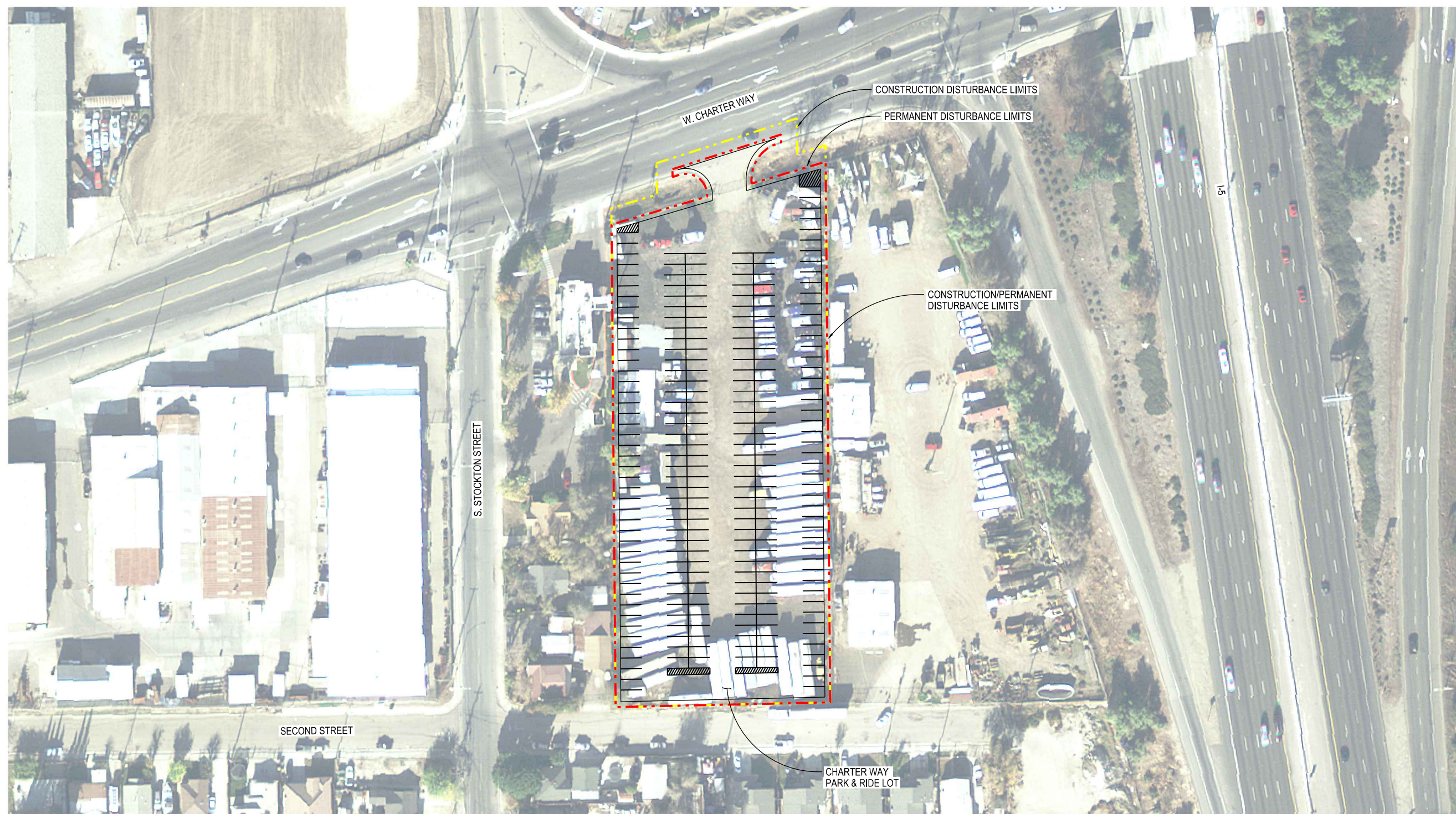
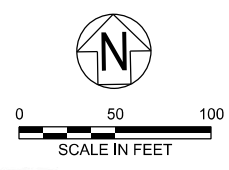
					DESIGNED	APPROVAL RECOMMENDED
					RYAN YOSHIMURA	
					DRAWN	APPROVAL BY
					JUNE KASHIWADA	
					CHECKED	
					JIM LORENZEN	
REV	DATE	DESCRIPTION	SUB.	APPD		



ENGINEERING PROJECT REPORT
DELTA CONVEYANCE PROJECT
SINGLE TUNNEL - EASTERN CORRIDOR
**HOOD FRANKLIN ROAD PARK AND RIDE
SITE PLAN**

HIGHWAYS/ROADS

VERIFY SCALE BAR IS ONE INCH ON ORIGINAL DRAWING. 0' 1"	
PROJECT NO. W8X97000	
SHEET NO. STE-C-5002HW	
REV	SEQUENCE NO.



STE-C-5004HW_W8X97000.dgn

			DESIGNED		APPROVAL RECOMMENDED	
			RYAN YOSHIMURA			
			DRAWN		APPROVAL BY	
			JUNE KASHIWADA			
			CHECKED			
			JIM LORENZEN			
REV	DATE	DESCRIPTION	SUB.	APPD		



ENGINEERING PROJECT REPORT
DELTA CONVEYANCE PROJECT
SINGLE TUNNEL - EASTERN CORRIDOR
**CHARTER WAY PARK AND RIDE
SITE PLAN**

HIGHWAYS/ROADS

VERIFY SCALE BAR IS ONE INCH ON ORIGINAL DRAWING. 0' 1"	
PROJECT NO. W8X97000	
SHEET NO. STE-C-5004HW	
REV	SEQUENCE NO.

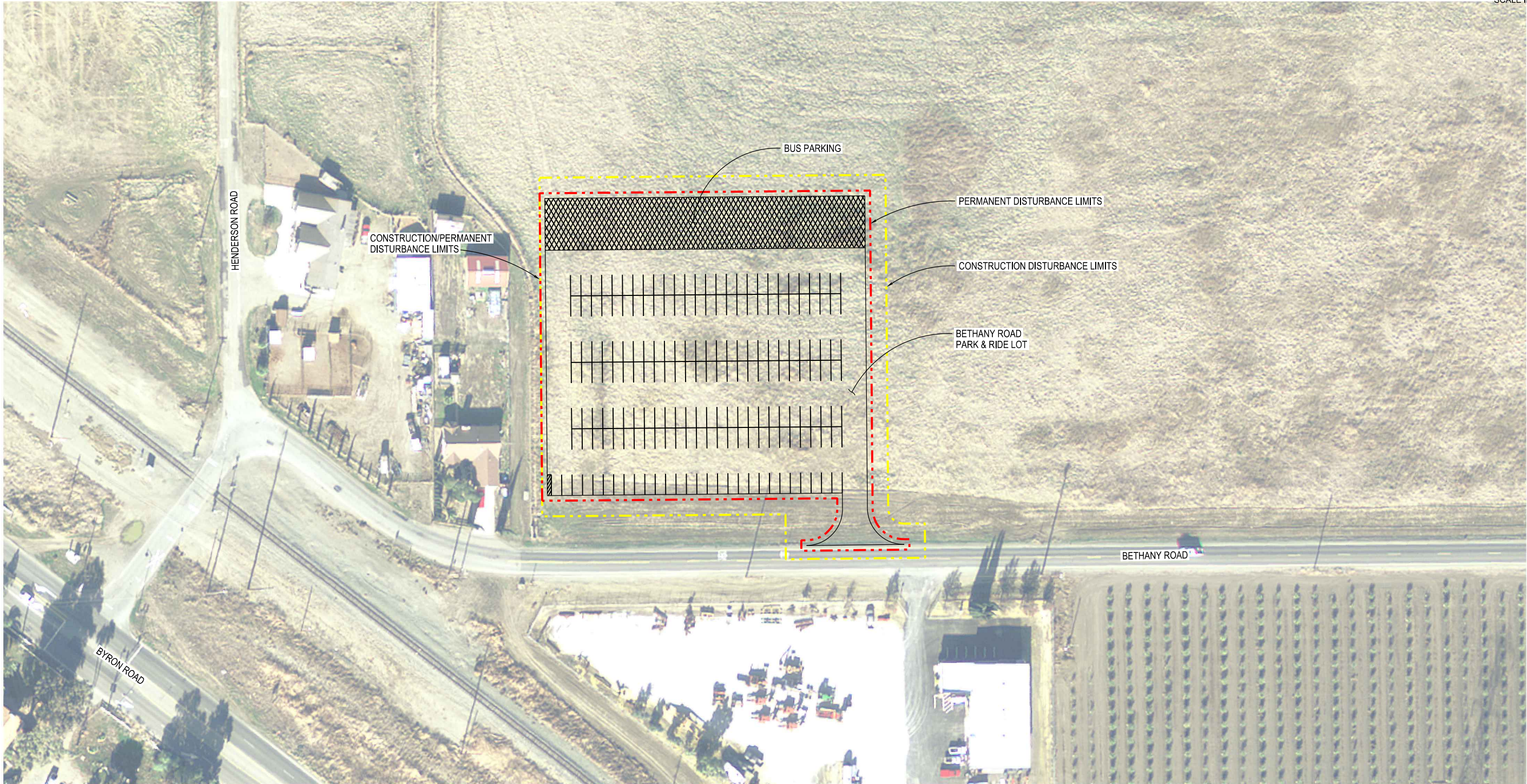



0 50 100
SCALE IN FEET



STE-C-5005HW_W8X97000.dgn

					DESIGNED	APPROVAL RECOMMENDED	<div><div></div><div>DCA DELTA CONVEYANCE DESIGN & CONSTRUCTION AUTHORITY</div></div>	ENGINEERING PROJECT REPORT		PROJECT NO.	
					RYAN YOSHIMURA			DELTA CONVEYANCE PROJECT		W8X97000	
					DRAWN	APPROVAL BY		SINGLE TUNNEL - EASTERN CORRIDOR		SHEET NO.	
					JUNE KASHIWADA					STE-C-5005HW	
					CHECKED			BYRON PARK AND RIDE		REV	SEQUENCE NO.
					JIM LORENZEN			SITE PLAN			
REV	DATE	DESCRIPTION			SUB.	APPD					
	12/23/2021	FINAL DRAFT BASELINE DRAWINGS									



STE-C-5006HW_W8X97000.dgn

					DESIGNED	APPROVAL RECOMMENDED
					RYAN YOSHIMURA	
					DRAWN	APPROVAL BY
					JUNE KASHIWADA	
					CHECKED	
					JIM LORENZEN	
REV	DATE	DESCRIPTION	SUB.	APPD		

PLOT DATE:2021/11/20 PLOT TIME:1:28:24 PM

A

B

C

D

E

F

G

H



ENGINEERING PROJECT REPORT
DELTA CONVEYANCE PROJECT
SINGLE TUNNEL - EASTERN CORRIDOR

**BETHANY PARK AND RIDE
SITE PLAN**

HIGHWAYS/ROADS

VERIFY SCALE BAR IS ONE INCH ON ORIGINAL DRAWING. 0' 1"	
PROJECT NO. W8X97000	
SHEET NO. STE-C-5006HW	
REV	SEQUENCE NO.