BETHANY RESERVOIR PUMPING PLANT

VERIFY SCALE
BAR IS ONE INCH ON ORIGINAL DRAWING.
0 1"

REV	DATE	DESCRIPTION	SUB.	APPD
	12/23/2021	FINAL DRAFT BASELINE DRAWINGS		

DESIGNED: A NAIMEY
DRAWN: G JAMROS
CHECKED:
APPROVAL RECOMMENDED:
APPROVAL BY:

DCA
DELTA CONVEYANCE DESIGN & CONSTRUCTION AUTHORITY

ENGINEERING PROJECT REPORT
DELTA CONVEYANCE PROJECT
SINGLE TUNNEL - BETHANY RESERVOIR ALTERNATIVE

SITE PLAN RENDERING 1

PROJECT NO. W8X97000
SHEET NO. STB-R-9001PP
REV
SEQUENCE NO.

STB-R-9001PP_W8X97000.dgn

PLOT DATE:11/17/2021 PLOT TIME:3:05:01 PM



BETHANY RESERVOIR PUMPING PLANT

VERIFY SCALE
BAR IS ONE INCH ON ORIGINAL DRAWING.
0 1"

REV	DATE	DESCRIPTION	SUB.	APPD
	12/23/2021	FINAL DRAFT BASELINE DRAWINGS		

DESIGNED: A NAIMEY
DRAWN: G JAMROS
CHECKED:
APPROVAL RECOMMENDED:
APPROVAL BY:

DELTA CONVEYANCE DESIGN & CONSTRUCTION AUTHORITY

ENGINEERING PROJECT REPORT
DELTA CONVEYANCE PROJECT
SINGLE TUNNEL - BETHANY RESERVOIR ALTERNATIVE

SITE PLAN RENDERING 2

PROJECT NO. W8X97000
SHEET NO. STB-R-9002PP
REV
SEQUENCE NO.

STB-R-9002PP_W8X97000.dgn

PLOT DATE:2021\11\16 PLOT TIME:6:11:12 AM

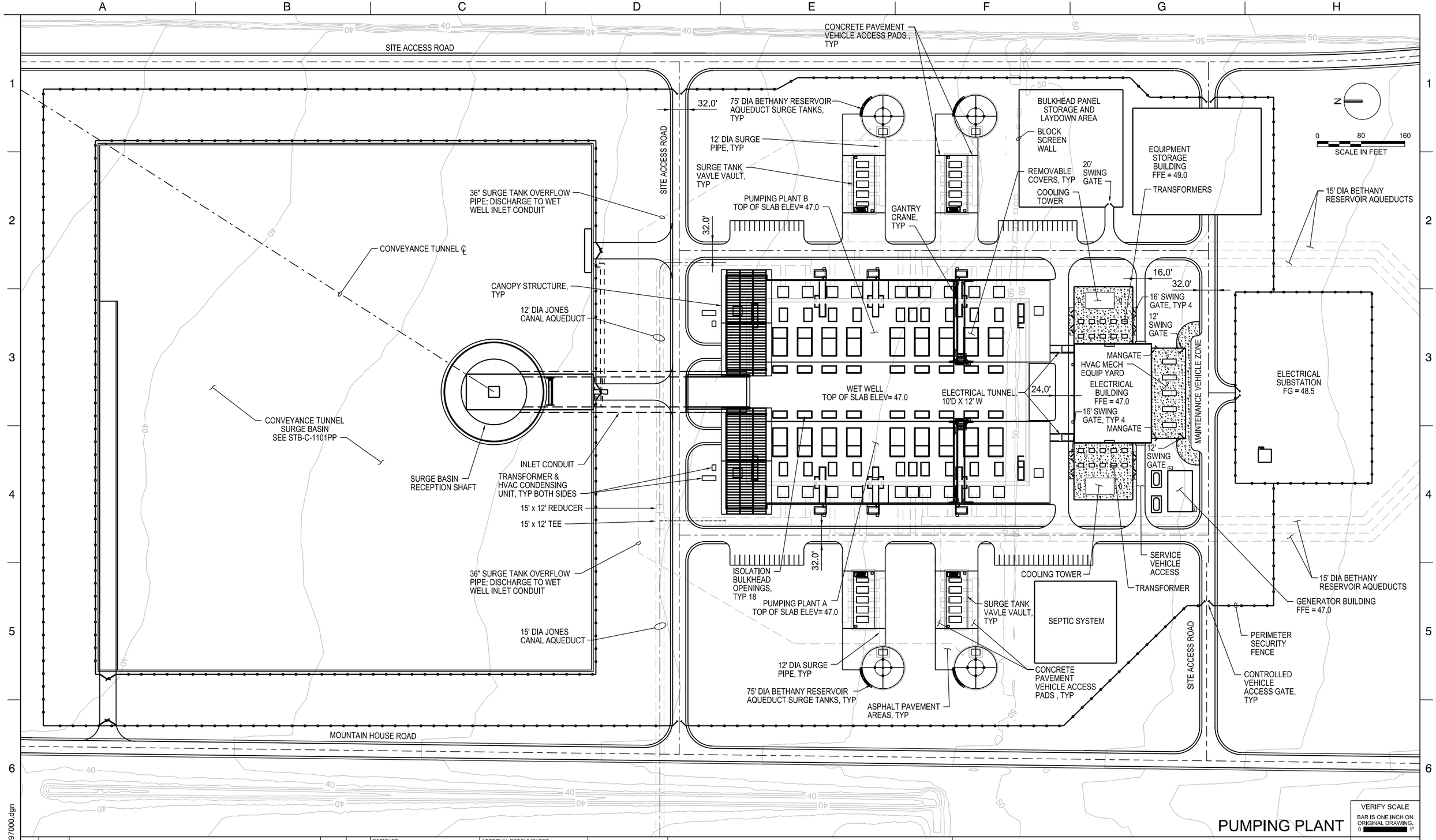

PUMPING PLANT

VERIFY SCALE
BAR IS ONE INCH ON ORIGINAL DRAWING.
0 1"

REV	DATE	DESCRIPTION	SUB.	APPD
	12/23/2021	FINAL DRAFT BASELINE DRAWINGS		

DESIGNED
DRAWN
CHECKED
APPROVAL RECOMMENDED
APPROVAL BY

DELTA CONVEYANCE DESIGN & CONSTRUCTION AUTHORITY

ENGINEERING PROJECT REPORT
DELTA CONVEYANCE PROJECT
SINGLE TUNNEL - BETHANY RESERVOIR ALTERNATIVE

SITE PLAN
(7500 cfs)

PROJECT NO. W8X97000
SHEET NO. STB-C-1001PP
REV
SEQUENCE NO.

STB-C-1001PP_W8X97000.dgn

PLOT DATE:2021\11\15 PLOT TIME:3:16:37 PM

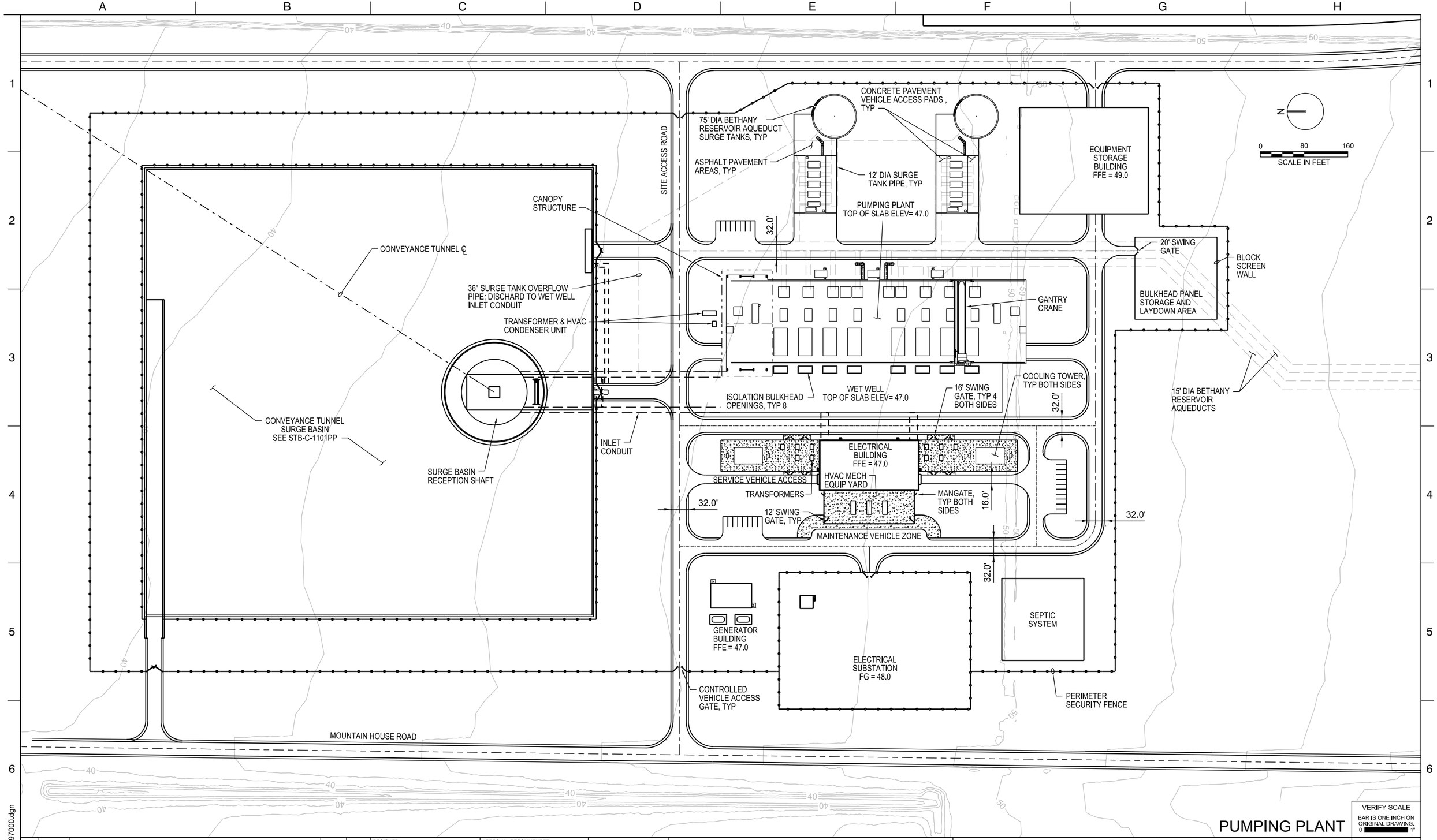

PUMPING PLANT

VERIFY SCALE
BAR IS ONE INCH ON ORIGINAL DRAWING.
0 1"

REV	DATE	DESCRIPTION	SUB.	APPD
	12/23/2021	FINAL DRAFT BASELINE DRAWINGS		

DESIGNED
DRAWN
CHECKED
APPROVAL RECOMMENDED
APPROVAL BY

DCA
DELTA CONVEYANCE DESIGN & CONSTRUCTION AUTHORITY

ENGINEERING PROJECT REPORT
DELTA CONVEYANCE PROJECT
SINGLE TUNNEL - BETHANY RESERVOIR ALTERNATIVE

SITE PLAN
(3000 cfs)

PROJECT NO. W8X97000
SHEET NO. STB-C-1002PP
REV
SEQUENCE NO.

STB-C-1002PP_W8X97000.dgn

PLOT DATE:2021\11\16 PLOT TIME:5:47:54 AM

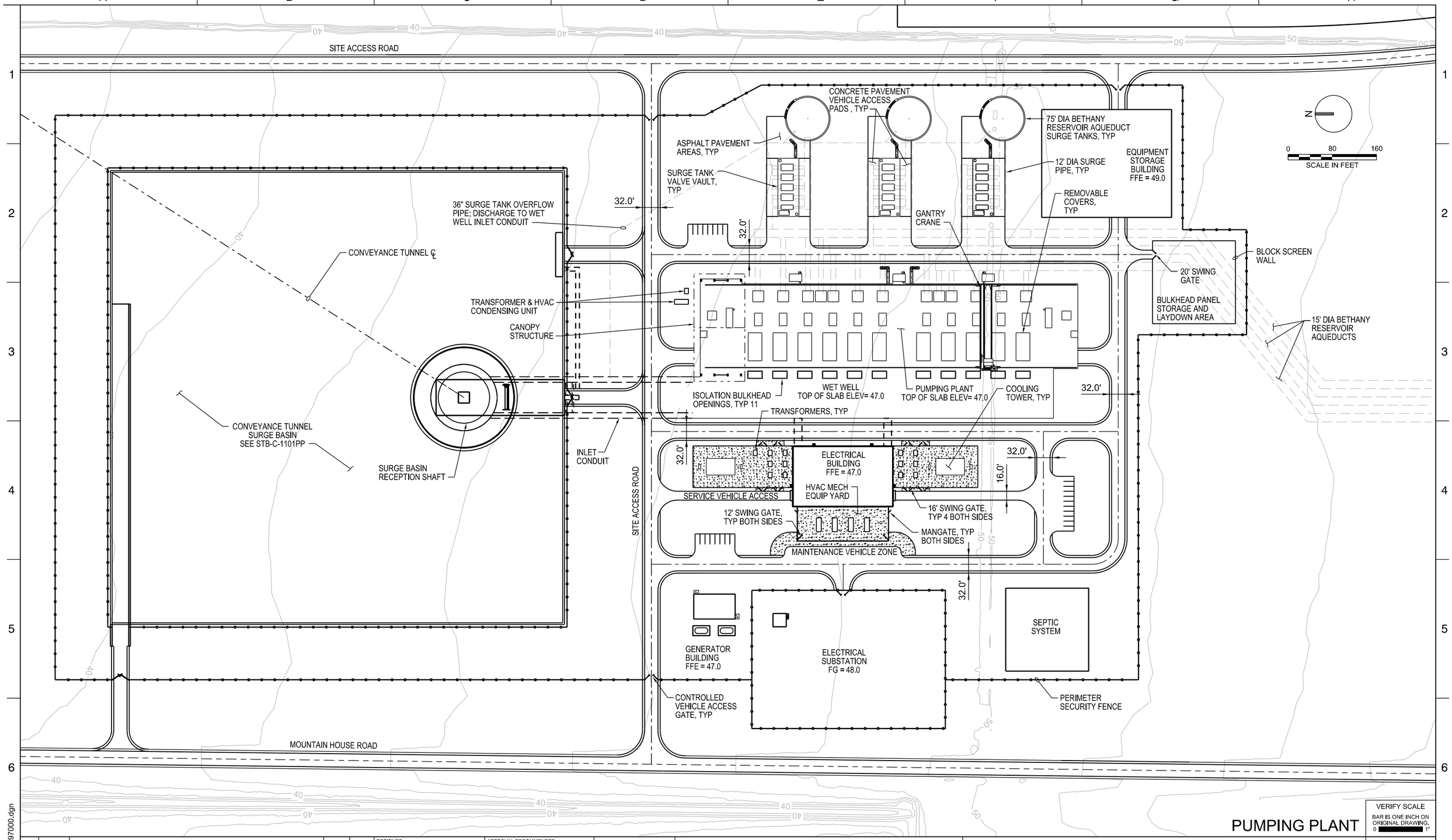

PUMPING PLANT

VERIFY SCALE
BAR IS ONE INCH ON ORIGINAL DRAWING.
0 1"

REV	DATE	DESCRIPTION	SUB.	APPD
	12/23/2021	FINAL DRAFT BASELINE DRAWINGS		

DESIGNED | APPROVAL RECOMMENDED
DRAWN | APPROVAL BY
CHECKED

DELTA CONVEYANCE DESIGN & CONSTRUCTION AUTHORITY

ENGINEERING PROJECT REPORT
DELTA CONVEYANCE PROJECT
SINGLE TUNNEL - BETHANY RESERVOIR ALTERNATIVE

SITE PLAN
(4500 cfs)

PROJECT NO. W8X97000
SHEET NO. STB-C-1003PP
REV | SEQUENCE NO.

STB-C-1003PP_W8X97000.dgn

PLOT DATE:2021\11\16 PLOT TIME:5:49:24 AM

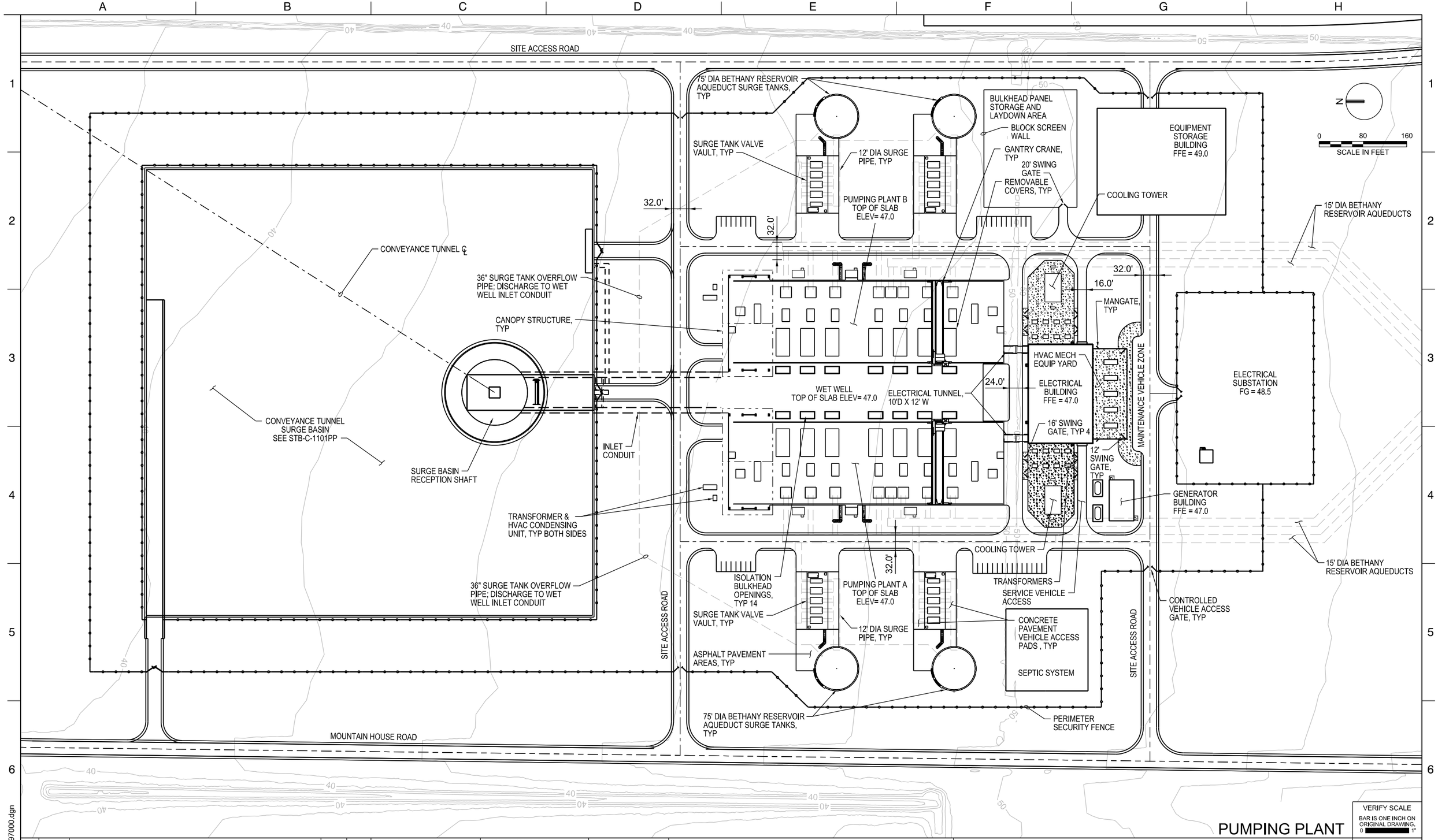

PUMPING PLANT

VERIFY SCALE
BAR IS ONE INCH ON ORIGINAL DRAWING.
0 1"

REV	DATE	DESCRIPTION	SUB.	APPD
	12/23/2021	FINAL DRAFT BASELINE DRAWINGS		

DESIGNED
DRAWN
CHECKED
APPROVAL RECOMMENDED
APPROVAL BY

DELTA CONVEYANCE DESIGN & CONSTRUCTION AUTHORITY

ENGINEERING PROJECT REPORT
DELTA CONVEYANCE PROJECT
SINGLE TUNNEL - BETHANY RESERVOIR ALTERNATIVE

SITE PLAN
(6000 cfs)

PROJECT NO. W8X97000
SHEET NO. STB-C-1004PP
REV
SEQUENCE NO.

STB-C-1004PP_W8X97000.dgn

PLOT DATE:2021\11\16 PLOT TIME:5:51:05 AM

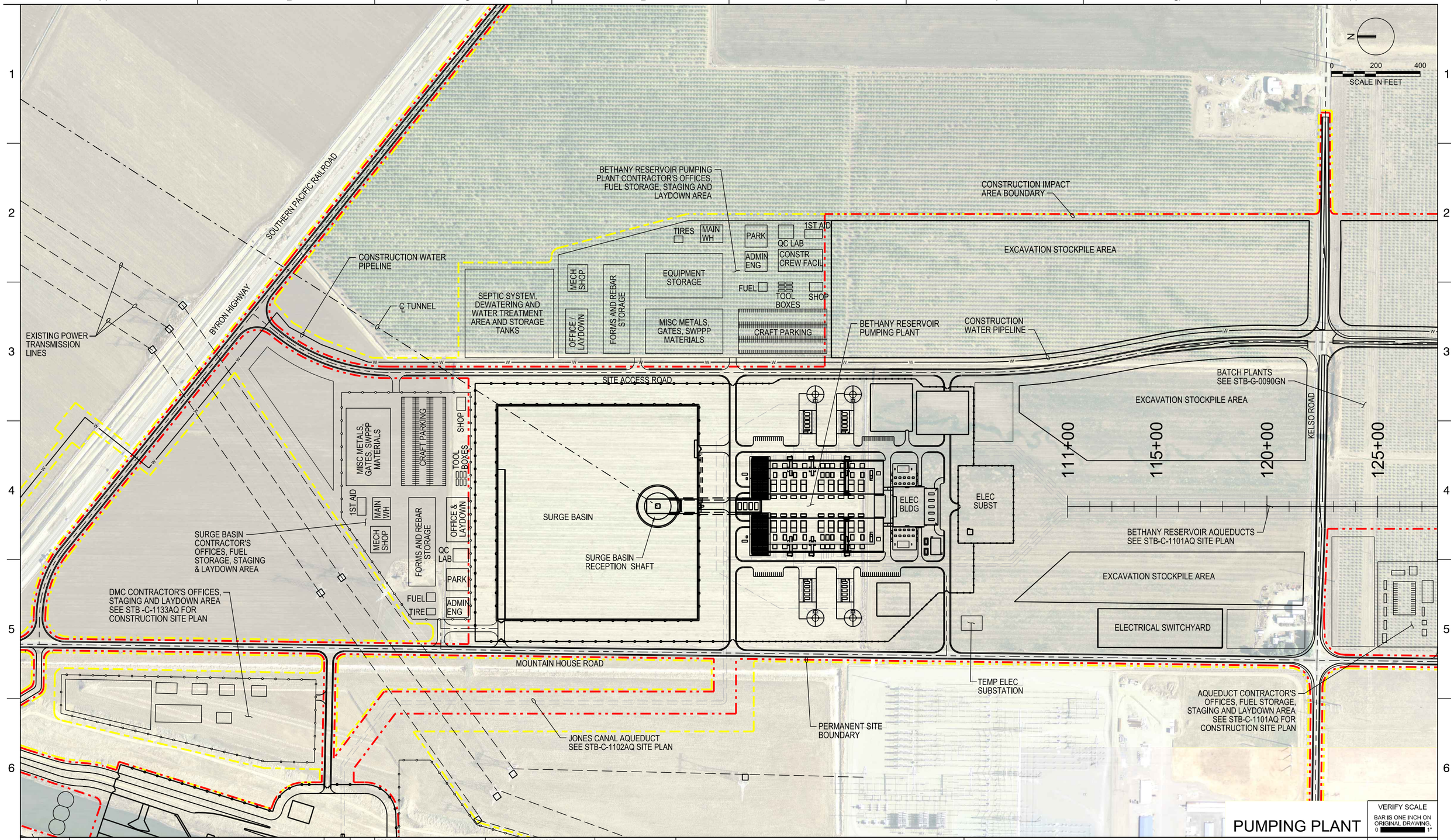

PUMPING PLANT

VERIFY SCALE
BAR IS ONE INCH ON ORIGINAL DRAWING.
0 1"

REV	DATE	DESCRIPTION	SUB.	APPD
	12/23/2021	FINAL DRAFT BASELINE DRAWINGS		

DESIGNED
DRAWN
CHECKED
APPROVAL RECOMMENDED
APPROVAL BY

DELTA CONVEYANCE DESIGN & CONSTRUCTION AUTHORITY

ENGINEERING PROJECT REPORT
DELTA CONVEYANCE PROJECT
SINGLE TUNNEL - BETHANY RESERVOIR ALTERNATIVE

CONSTRUCTION SITE PLAN

PROJECT NO. W8X97000
SHEET NO. STB-C-1005PP
REV
SEQUENCE NO.

PLOT DATE:2021\11\16 PLOT TIME:5:52:53 AM

TABLE 1: SURGE BASIN DIMENSIONS		
DESIGN FLOW (CFS)	EAST/WEST LENGTH (FT)	NORTH/SOUTH LENGTH (FT)
3,000	SURGE BASIN SIZE NOT EVALUATED	
4,500		
6,000	815	815
7,500	900	960

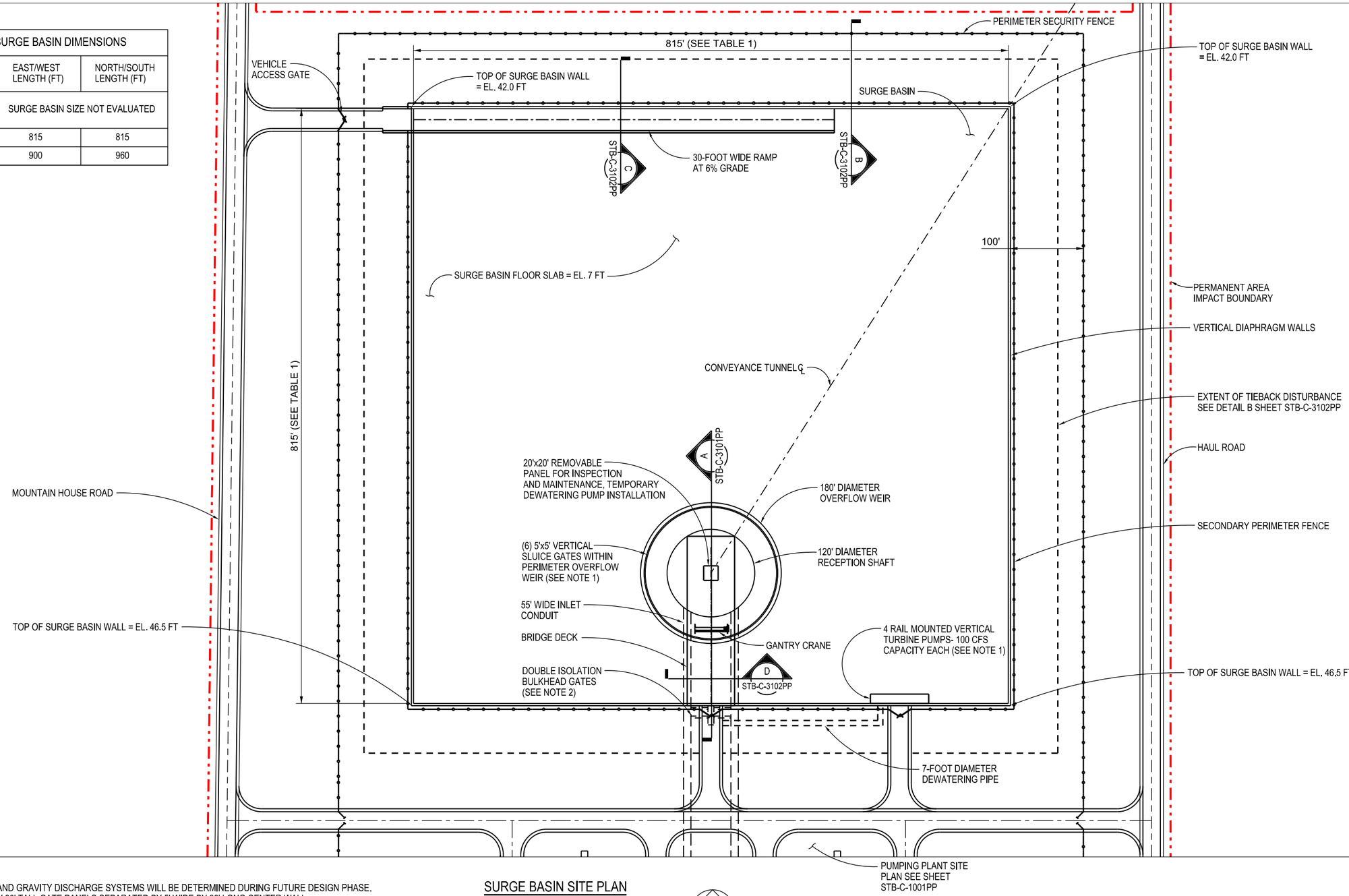

NOTES:
1. THE DETAILS OF THE PUMP AND GRAVITY DISCHARGE SYSTEMS WILL BE DETERMINED DURING FUTURE DESIGN PHASE.
2. DOUBLE ROW OF 27' WIDE BY 30' TALL GATE PANELS SEPARATED BY 5' WIDE BY 30' LONG CENTER WALL.

SURGE BASIN SITE PLAN

0 70 140 210

SCALE: 1"=70'

N

PUMPING PLANT

VERIFY SCALE
BAR IS ONE INCH ON ORIGINAL DRAWING.
0 1"

REV	DATE	DESCRIPTION	SUB.	APPD
	12/23/2021	FINAL DRAFT BASELINE DRAWINGS		

DESIGNED M. FLYNN
DRAWN A. SCHULTZ
CHECKED K. ROELL
APPROVAL RECOMMENDED
APPROVAL BY

DELTA CONVEYANCE DESIGN & CONSTRUCTION AUTHORITY

ENGINEERING PROJECT REPORT
DELTA CONVEYANCE PROJECT
SINGLE TUNNEL - BETHANY RESERVOIR ALTERNATIVE

FINISHED SITE PLAN
SURGE BASIN (6,000 CFS)

PROJECT NO. W8X97000
SHEET NO. STB-C-1101PP
REV
SEQUENCE NO.

STB-C-1101PP_W8X97000.dgn

PLOT DATE:2021\11\17 PLOT TIME:5:32:13 AM

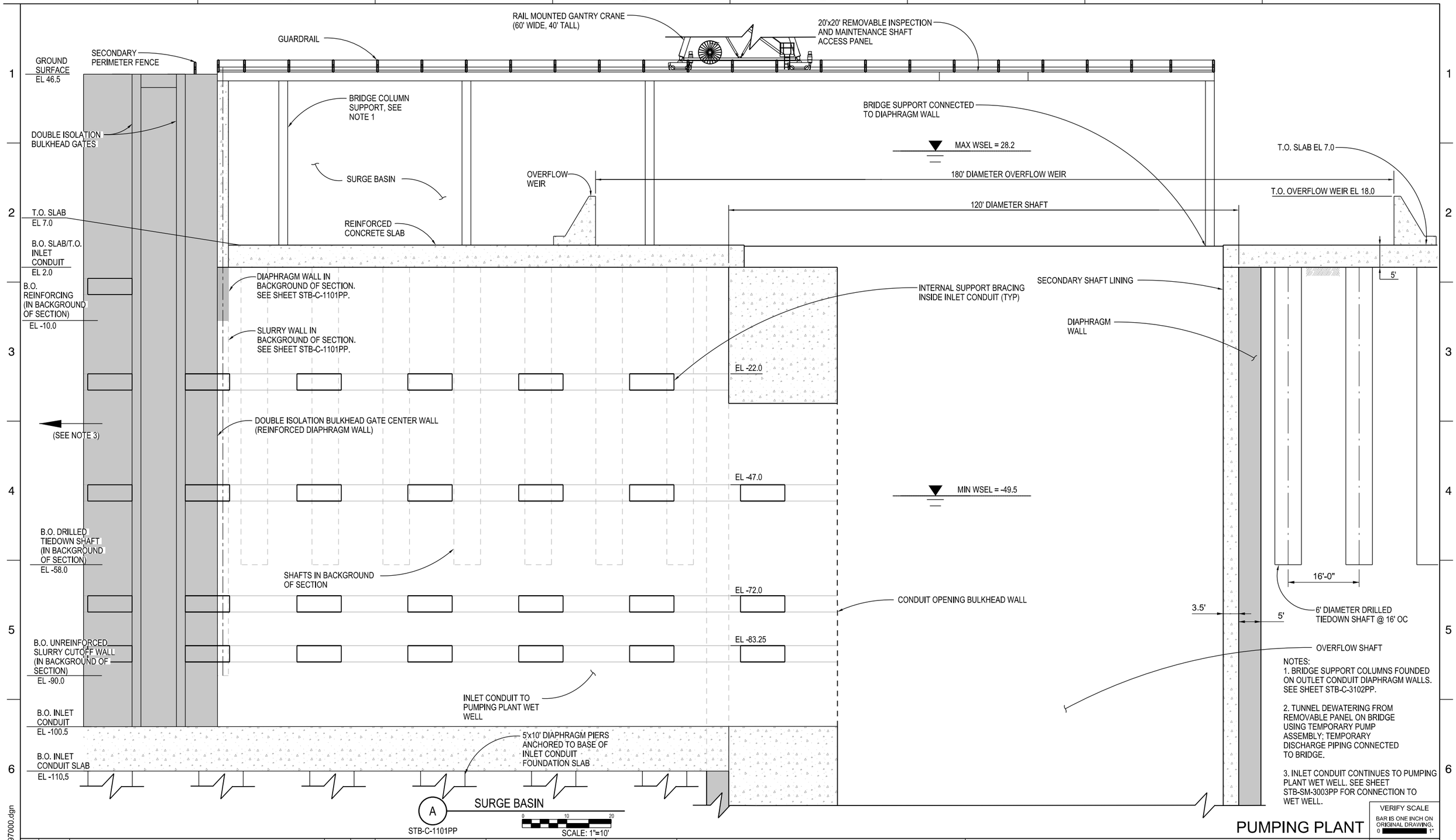

NOTES:

1. BRIDGE SUPPORT COLUMNS FOUNDED ON OUTLET CONDUIT DIAPHRAGM WALLS. SEE SHEET STB-C-3102PP.

2. TUNNEL DEWATERING FROM REMOVABLE PANEL ON BRIDGE USING TEMPORARY PUMP ASSEMBLY; TEMPORARY DISCHARGE PIPING CONNECTED TO BRIDGE.

3. INLET CONDUIT CONTINUES TO PUMPING PLANT WET WELL. SEE SHEET STB-SM-3003PP FOR CONNECTION TO WET WELL.

VERIFY SCALE
BAR IS ONE INCH ON ORIGINAL DRAWING.
0 1"

REV	DATE	DESCRIPTION	SUB.	APPD
	12/23/2021	FINAL DRAFT BASELINE DRAWINGS		

DESIGNED: M. FLYNN
DRAWN: A. SCHULTZ
CHECKED: K. ROELL
APPROVAL RECOMMENDED
APPROVAL BY

DELTA CONVEYANCE DESIGN & CONSTRUCTION AUTHORITY

ENGINEERING PROJECT REPORT
DELTA CONVEYANCE PROJECT
SINGLE TUNNEL - BETHANY RESERVOIR ALTERNATIVE

SURGE BASIN CROSS SECTIONS

PROJECT NO. W8X97000
SHEET NO. STB-C-3101PP
REV | SEQUENCE NO.

STB-C-3101PP_W8X97000.dgn

PLOT DATE:2021\11\17 PLOT TIME:5:34:31 AM

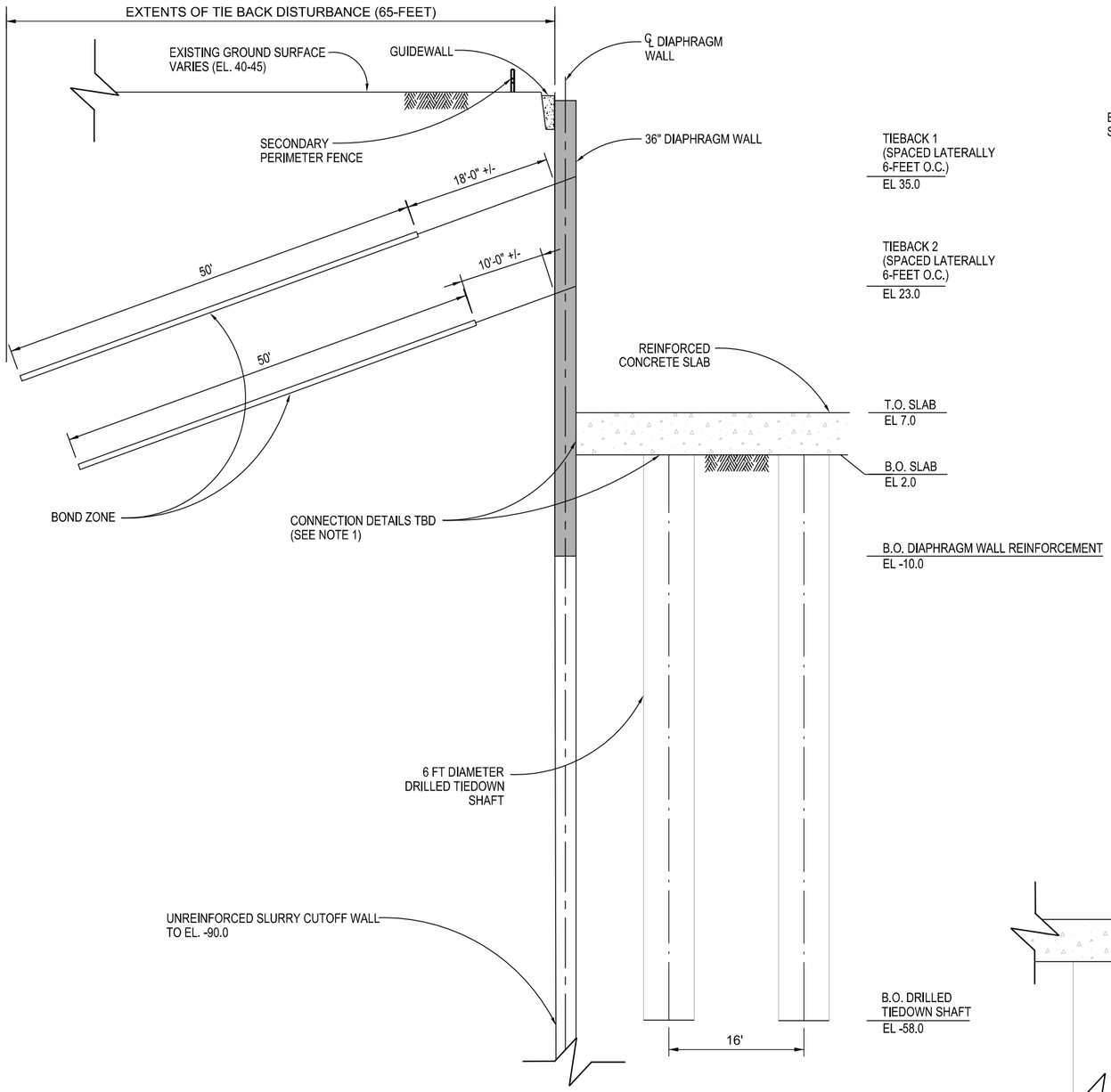

B TYPICAL DIAPHRAGM WALL AND BASE SLAB SUPPORT

STB-C-1101PP

0 8 16

SCALE: 1/8"=1'-0"

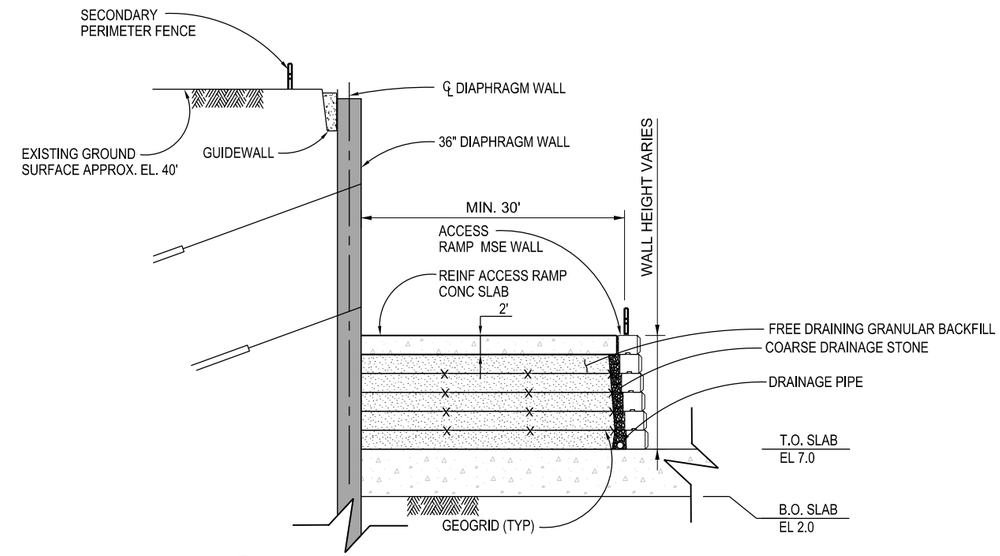

C DIAPHRAGM WALL AT ACCESS RAMP

STB-C-1101PP

0 8 16

SCALE: 1/8"=1'-0"

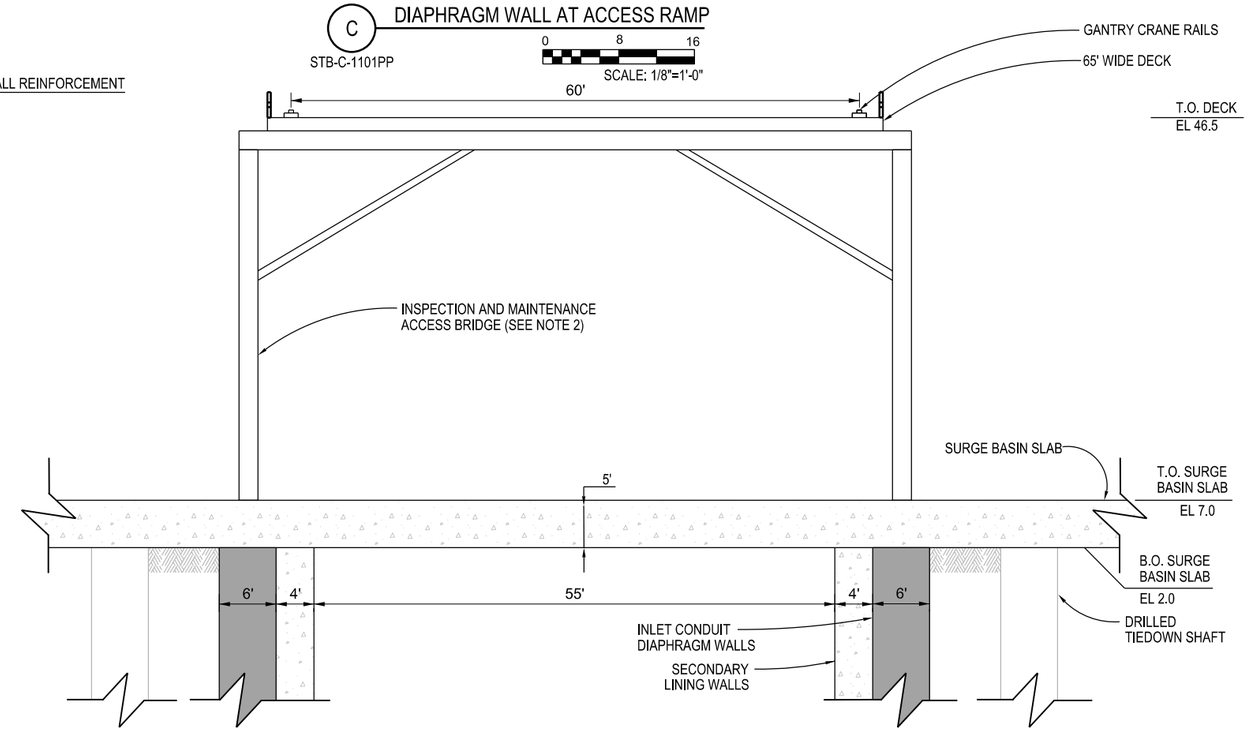

D BRIDGE DECK

STB-C-1101PP

0 8 16

SCALE: 1/8"=1'-0"

SHEET NOTES:
1. THE STRUCTURAL CONNECTION DETAILS BETWEEN THE REINFORCED CONCRETE BASE SLAB AND THE DRILLED SHAFTS AND THE DIAPHRAGM WALLS TO BE DETERMINED DURING FUTURE DESIGN PHASES.
2. BRIDGE AND GANTRY CRANE CAPACITY AND FINAL CONFIGURATION TO BE DETERMINED DURING FUTURE DESIGN PHASES.

PUMPING PLANT

VERIFY SCALE
BAR IS ONE INCH ON ORIGINAL DRAWING.
0 1"

REV	DATE	DESCRIPTION	SUB.	APPD
	12/23/2021	FINAL DRAFT BASELINE DRAWINGS		

DESIGNED: M. FLYNN
DRAWN: A. SCHULTZ
CHECKED: K. ROELL
APPROVAL RECOMMENDED
APPROVAL BY

DELTA CONVEYANCE DESIGN & CONSTRUCTION AUTHORITY

ENGINEERING PROJECT REPORT
DELTA CONVEYANCE PROJECT
SINGLE TUNNEL - BETHANY RESERVOIR ALTERNATIVE

SURGE BASIN CROSS SECTIONS

PROJECT NO. W8X97000
SHEET NO. STB-C-3102PP
REV
SEQUENCE NO.

STB-C-3102PP_W8X97000.dgn

PLOT DATE:2021\11\17 PLOT TIME:5:35:32 AM

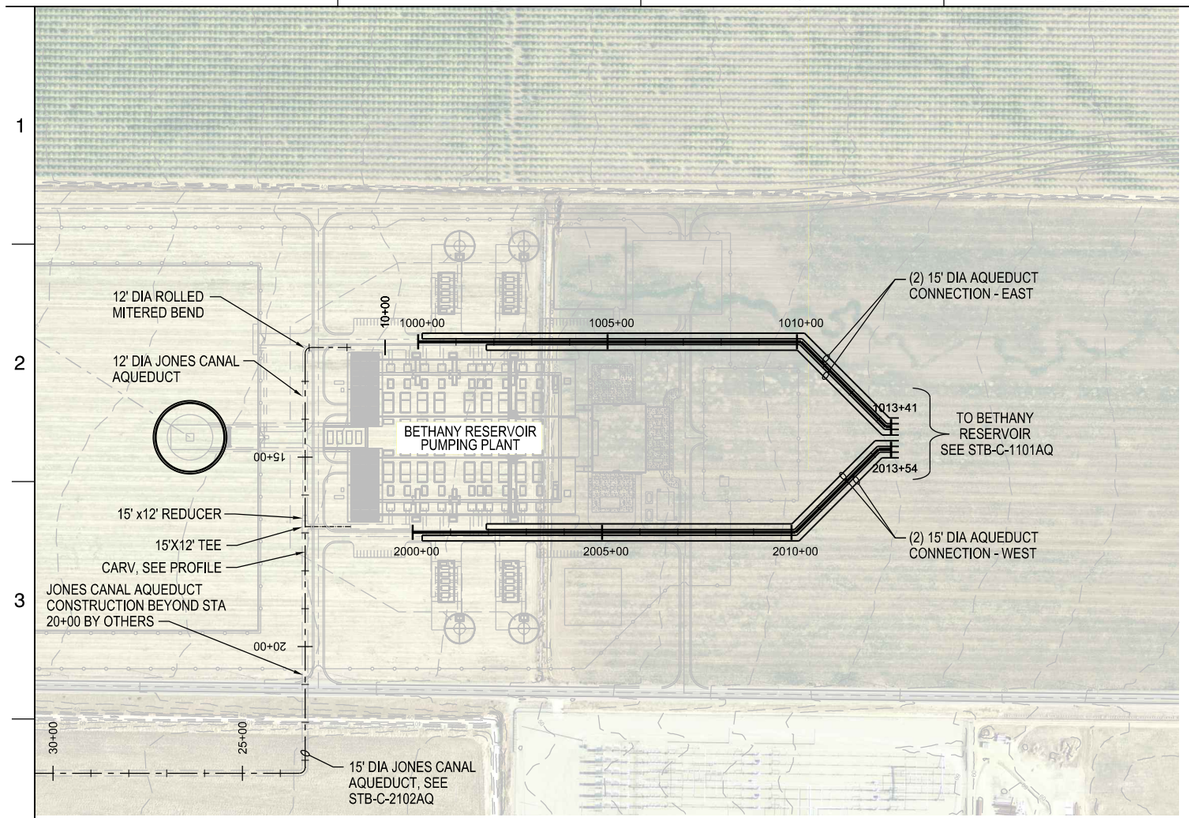

PLAN
1" = 200'

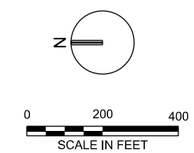

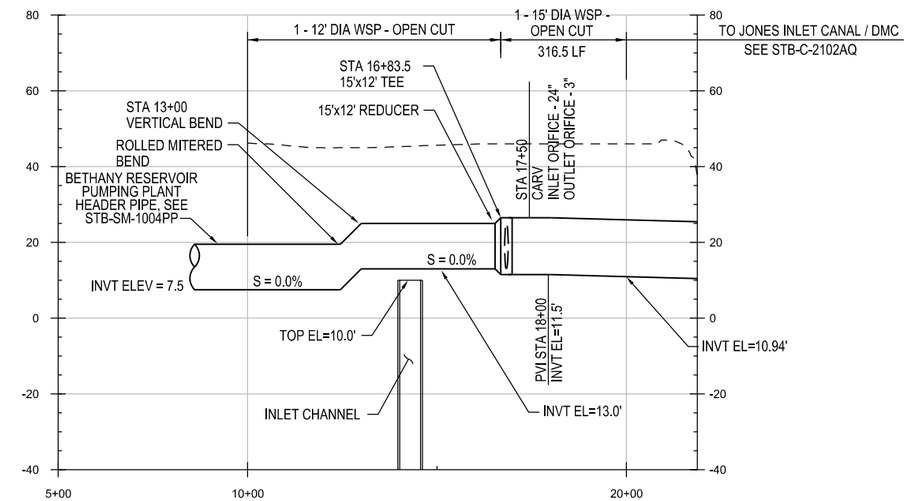

PROFILE - JONES CANAL AQUEDUCT
(ONLY APPLICABLE FOR THE 7,500 CFS OPTION)

HORIZ: 1"= 200'
VERT: 1"=20'

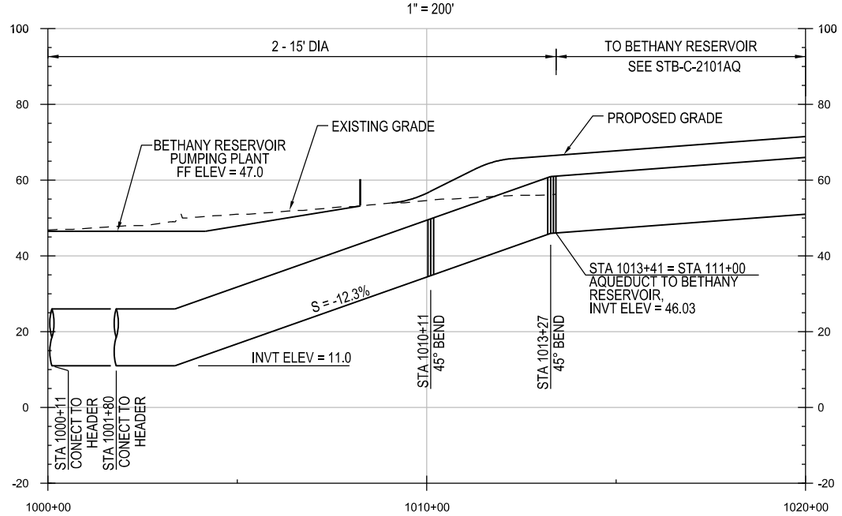

AQUEDUCT PROFILE - EAST
HORIZ: 1"= 200'
VERT: 1"=20'

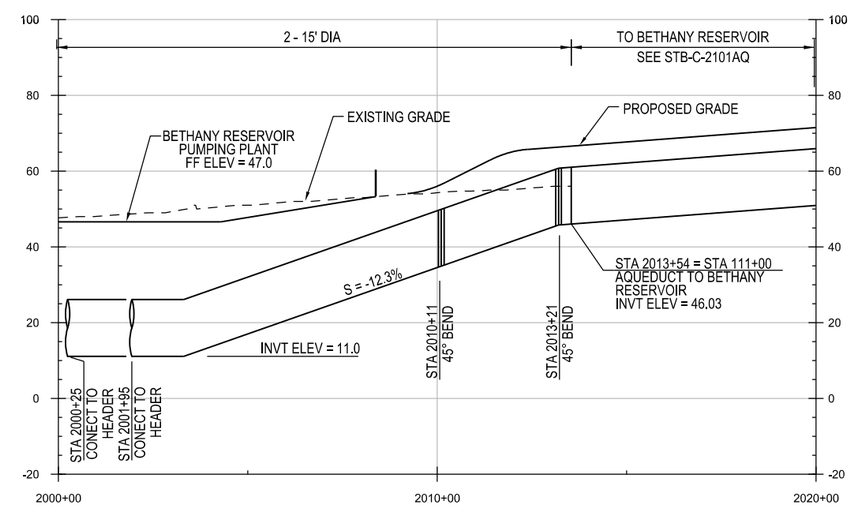

AQUEDUCT PROFILE - WEST
HORIZ: 1"= 200'
VERT: 1"=20'

PUMPING PLANT

VERIFY SCALE
BAR IS ONE INCH ON ORIGINAL DRAWING.
0 1"

REV	DATE	DESCRIPTION	SUB.	APPD
	12/23/2021	FINAL DRAFT BASELINE DRAWINGS		

DESIGNED
DRAWN
CHECKED
APPROVAL RECOMMENDED
APPROVAL BY

DELTA CONVEYANCE DESIGN & CONSTRUCTION AUTHORITY

ENGINEERING PROJECT REPORT
DELTA CONVEYANCE PROJECT
SINGLE TUNNEL - BETHANY RESERVOIR ALTERNATIVE

AQUEDUCT CONNECTION PLAN AND PROFILE

PROJECT NO. W8X97000
SHEET NO. STB-C-3103PP
REV
SEQUENCE NO.

STB-C-3103PP_W8X97000.dgn

PLOT DATE:2021\11\22 PLOT TIME:10:33:36 AM

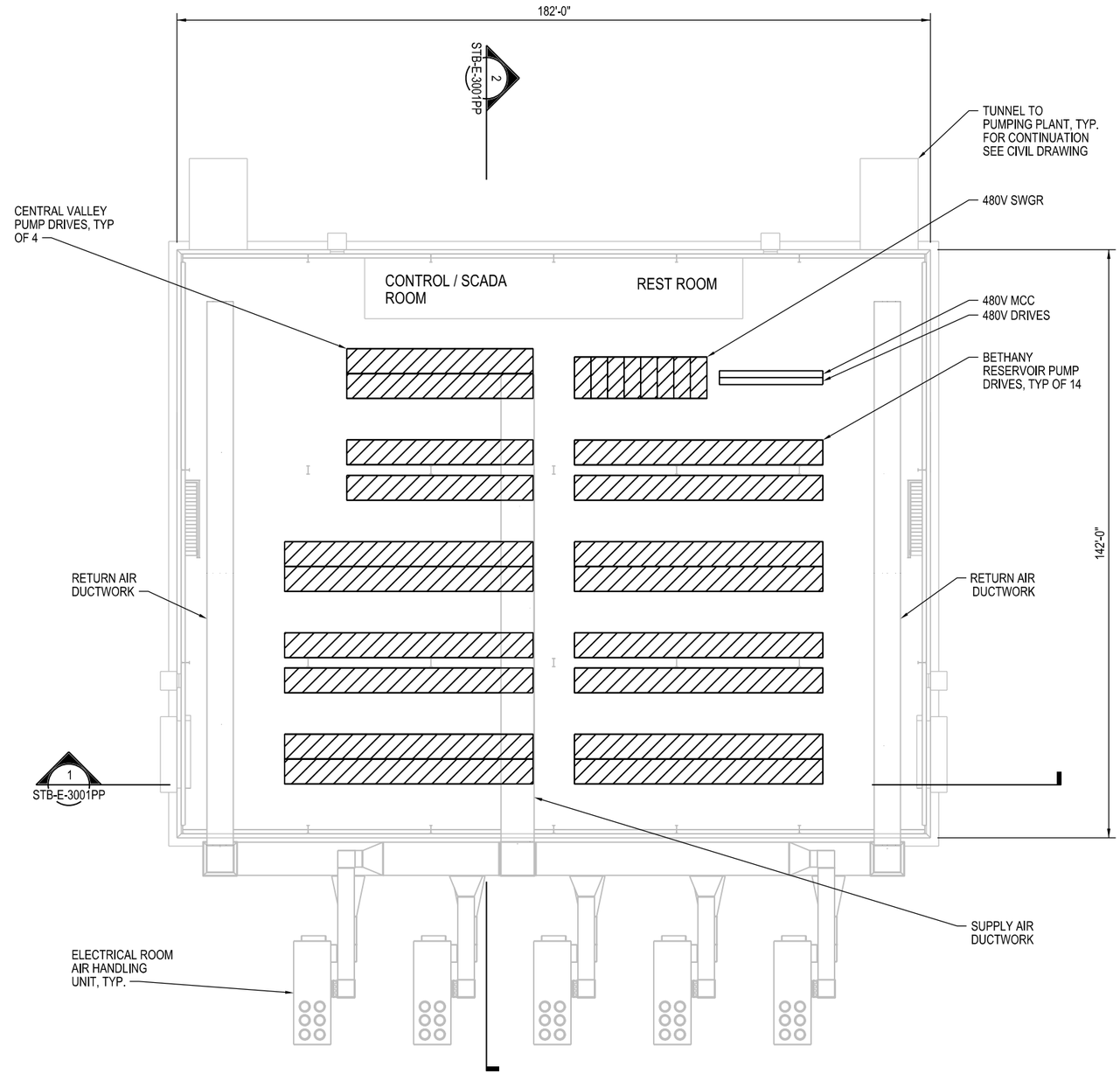

PLAN
1/16"=1'

NOTES:

1. ALL DRIVES AND SWITCHGEAR POWERED VIA TRANSFORMERS LOCATED OUTSIDE THE ELECTRICAL BUILDING. SEE SITE PLAN FOR LOCATIONS.
2. LOWER LEVEL PROVIDED FOR CABLE ROUTING BETWEEN TRANSFORMERS AND DRIVES, AS WELL AS ACCESS TO THE PUMPING PLANTS.

BETHANY RESERVOIR PUMPING PLANT

VERIFY SCALE
BAR IS ONE INCH ON ORIGINAL DRAWING.
0 1"

REV	DATE	DESCRIPTION	SUB.	APPD
	12/23/2021	FINAL DRAFT BASELINE DRAWINGS		

DESIGNED
DRAWN
CHECKED
APPROVAL RECOMMENDED
APPROVAL BY

DELTA CONVEYANCE DESIGN & CONSTRUCTION AUTHORITY

ENGINEERING PROJECT REPORT
DELTA CONVEYANCE PROJECT
SINGLE TUNNEL - BETHANY RESERVOIR ALTERNATIVE

ELECTRICAL BUILDING PLAN

PROJECT NO. W8X97000
SHEET NO. STB-E-1001PP
REV
SEQUENCE NO.

STB-E-1001PP_W8X97000.dgn

PLOT DATE:11/22/2021 PLOT TIME:10:37:13 AM

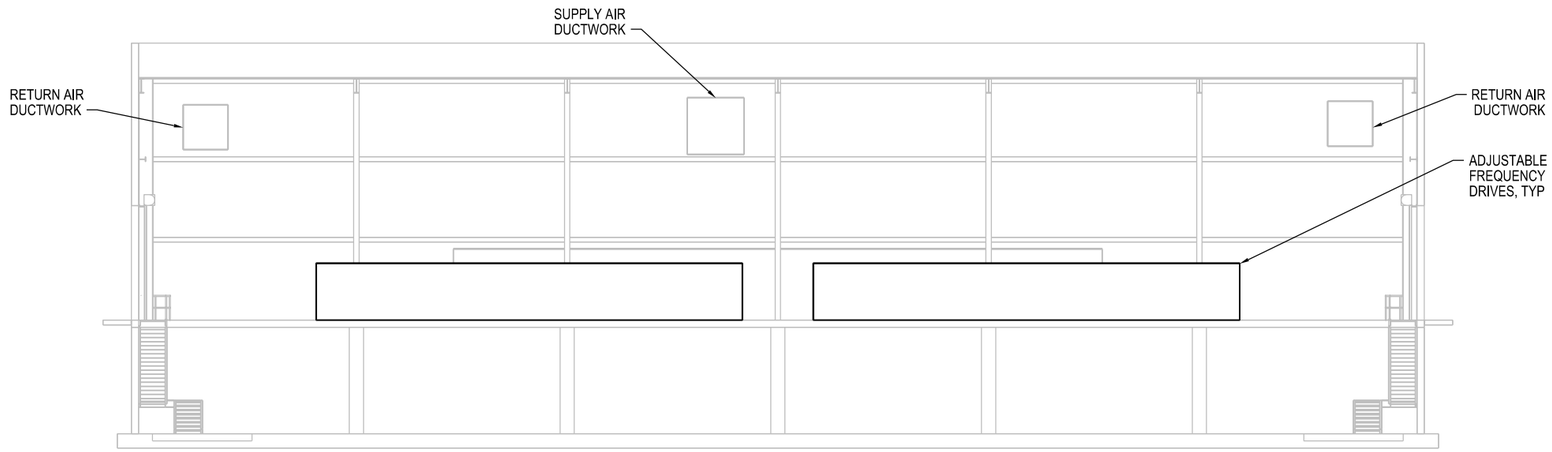

SECTION 1
3/32"=1'

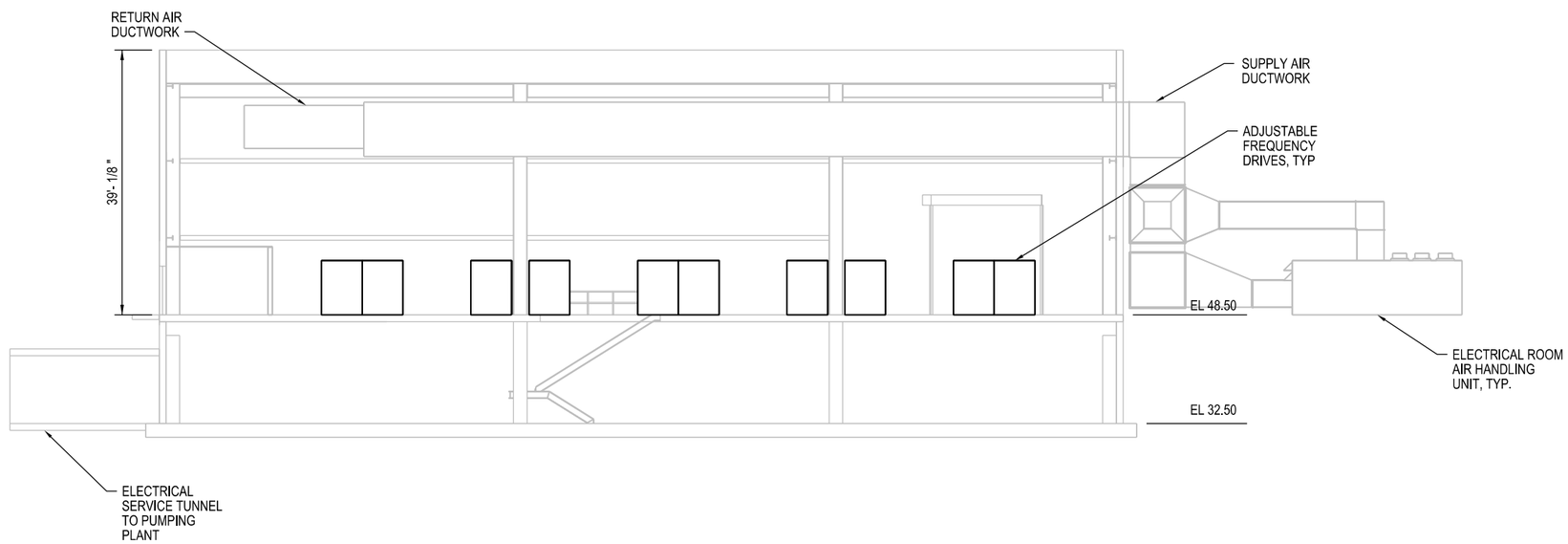

SECTION 2
3/32"=1'

BETHANY RESERVOIR PUMPING PLANT

VERIFY SCALE
BAR IS ONE INCH ON ORIGINAL DRAWING.
0 1"

REV	DATE	DESCRIPTION	SUB.	APPD
	12/23/2021	FINAL DRAFT BASELINE DRAWINGS		

DESIGNED
DRAWN
CHECKED
APPROVAL RECOMMENDED
APPROVAL BY

DELTA CONVEYANCE DESIGN & CONSTRUCTION AUTHORITY

ENGINEERING PROJECT REPORT
DELTA CONVEYANCE PROJECT
SINGLE TUNNEL - BETHANY RESERVOIR ALTERNATIVE

ELECTRICAL BUILDING SECTION

PROJECT NO. W8X97000
SHEET NO. STB-E-3001PP
REV
SEQUENCE NO.

STB-E-3001PP_W8X97000.dgn

PLOT DATE:11/22/2021 PLOT TIME:10:43:34 AM

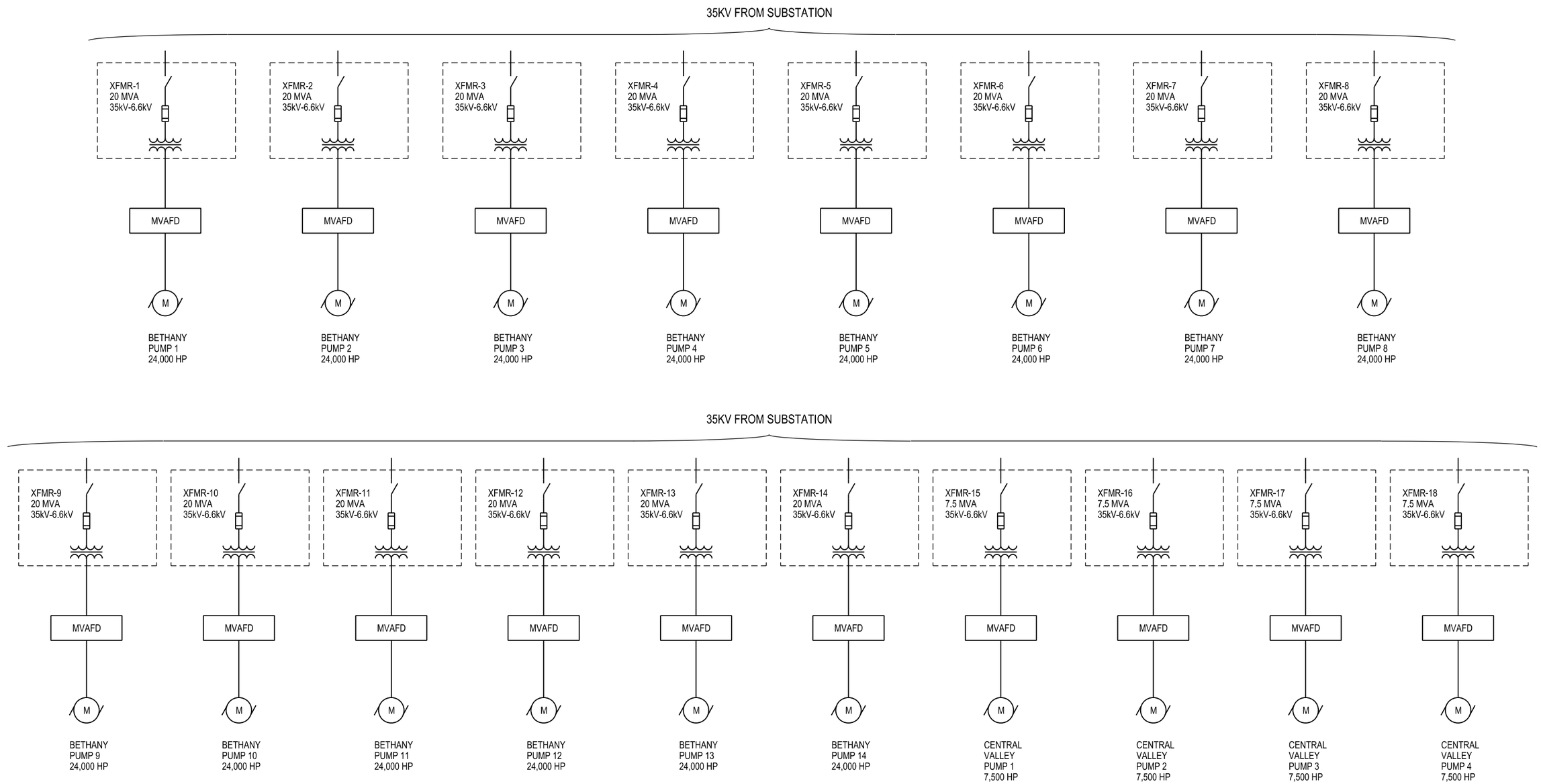

BETHANY RESERVOIR PUMPING PLANT

VERIFY SCALE
BAR IS ONE INCH ON ORIGINAL DRAWING.
0 1"

REV	DATE	DESCRIPTION	SUB.	APPD
	12/23/2021	FINAL DRAFT BASELINE DRAWINGS		

DESIGNED
DRAWN
CHECKED
APPROVAL RECOMMENDED
APPROVAL BY

DELTA CONVEYANCE DESIGN & CONSTRUCTION AUTHORITY

ENGINEERING PROJECT REPORT
DELTA CONVEYANCE PROJECT
SINGLE TUNNEL - BETHANY RESERVOIR ALTERNATIVE

ELECTRICAL ONE-LINE DIAGRAM

PROJECT NO. W8X97000
SHEET NO. STB-E-6001PP
REV
SEQUENCE NO.

STB-E-6001PP_W8X97000.dgn

PLOT DATE:2021\11\22 PLOT TIME:10:37:52 AM

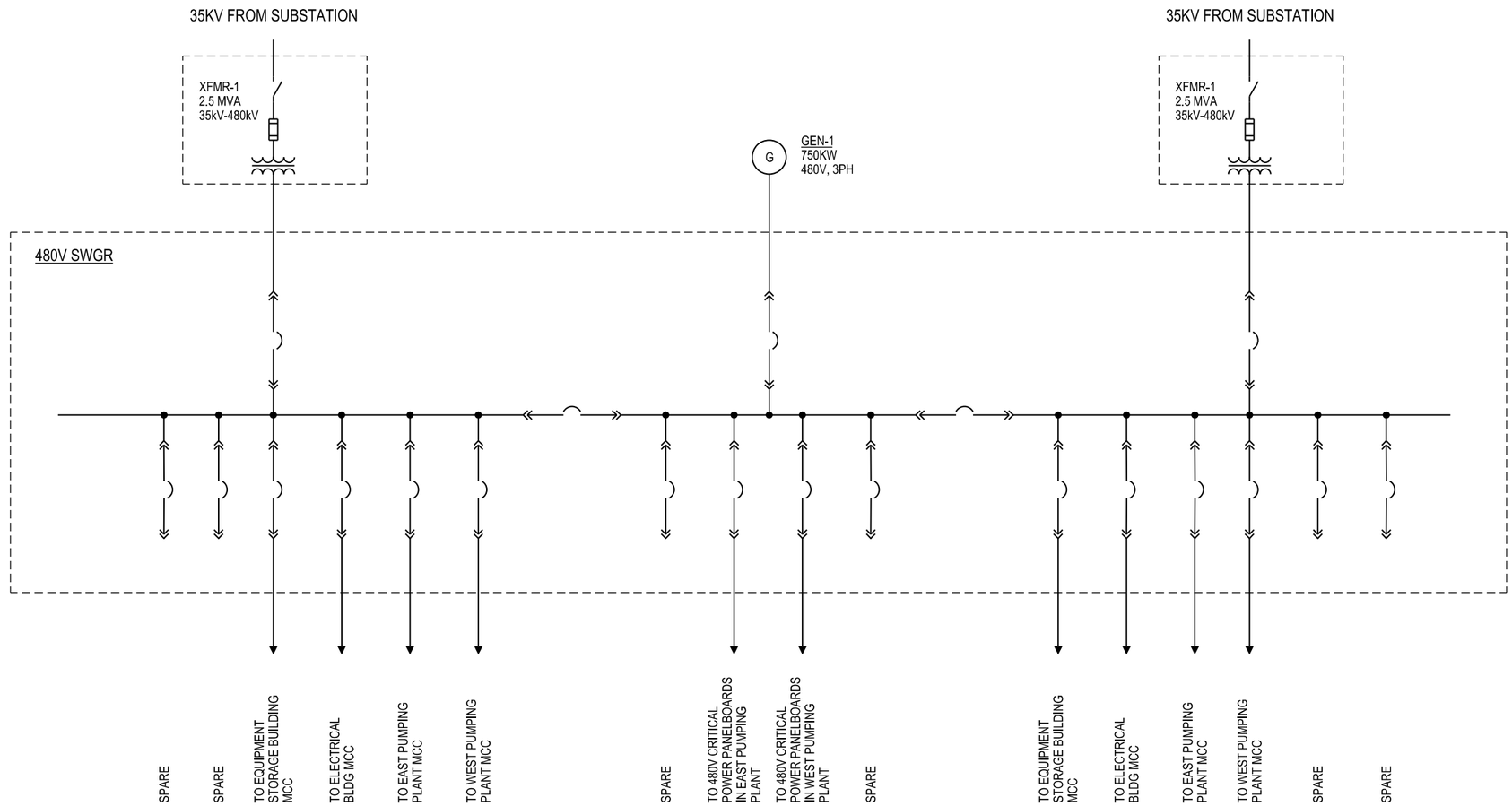

BETHANY RESERVOIR PUMPING PLANT

VERIFY SCALE
BAR IS ONE INCH ON ORIGINAL DRAWING.
0 1"

REV	DATE	DESCRIPTION	SUB.	APPD
	12/23/2021	FINAL DRAFT BASELINE DRAWINGS		

DESIGNED
DRAWN
CHECKED
APPROVAL RECOMMENDED
APPROVAL BY

DELTA CONVEYANCE DESIGN & CONSTRUCTION AUTHORITY

ENGINEERING PROJECT REPORT
DELTA CONVEYANCE PROJECT
SINGLE TUNNEL - BETHANY RESERVOIR ALTERNATIVE

ELECTRICAL
ONE-LINE DIAGRAM

PROJECT NO. W8X97000
SHEET NO. STB-E-6002PP
REV
SEQUENCE NO.

STB-E-6002PP_W8X97000.dgn

PLOT DATE:11/22/2021 PLOT TIME:10:39:43 AM

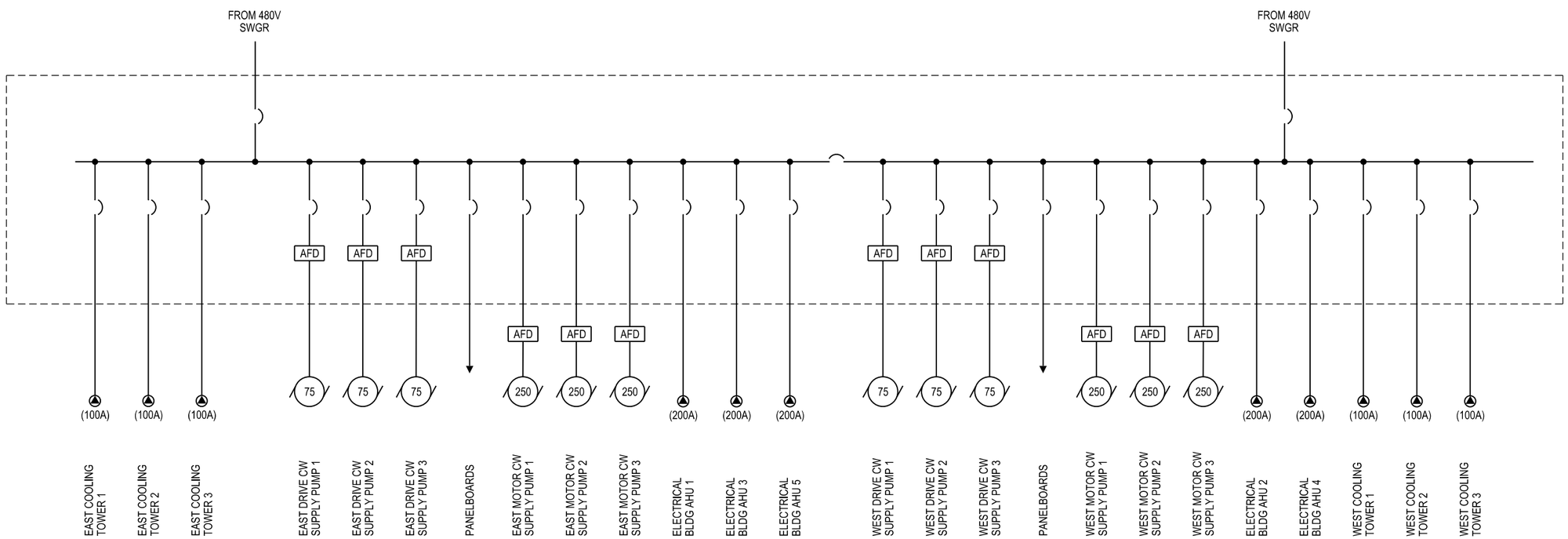

BETHANY RESERVOIR PUMPING PLANT

VERIFY SCALE
BAR IS ONE INCH ON ORIGINAL DRAWING.
0 1"

REV	DATE	DESCRIPTION	SUB.	APPD
	12/23/2021	FINAL DRAFT BASELINE DRAWINGS		

DESIGNED
DRAWN
CHECKED
APPROVAL RECOMMENDED
APPROVAL BY

DELTA CONVEYANCE DESIGN & CONSTRUCTION AUTHORITY

ENGINEERING PROJECT REPORT
DELTA CONVEYANCE PROJECT
SINGLE TUNNEL - BETHANY RESERVOIR ALTERNATIVE

ELECTRICAL ONE-LINE DIAGRAM

PROJECT NO. W8X97000
SHEET NO. STB-E-6003PP
REV
SEQUENCE NO.

STB-E-6003PP_W8X97000.dgn

PLOT DATE:2021\11\22 PLOT TIME:10:39:09 AM

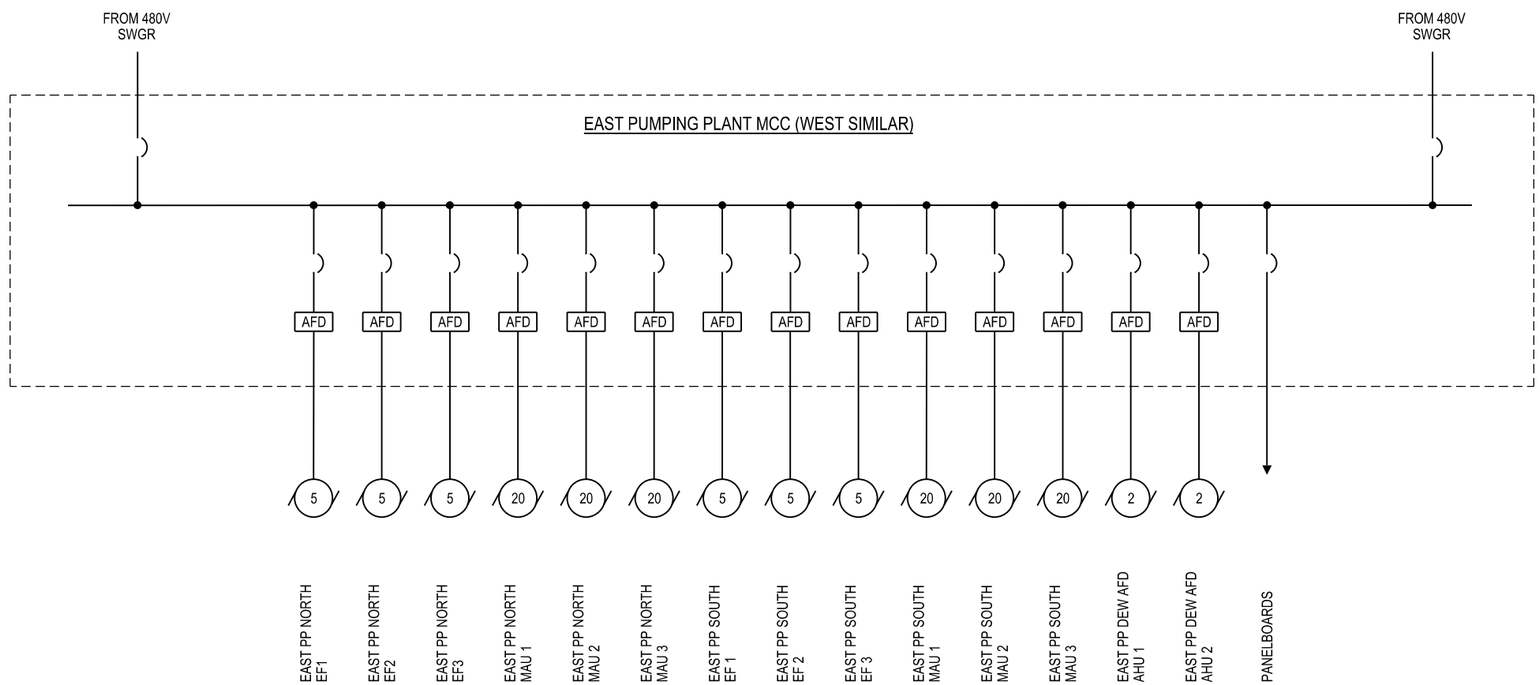

BETHANY RESERVOIR PUMPING PLANT

VERIFY SCALE
BAR IS ONE INCH ON ORIGINAL DRAWING.
0 1"

REV	DATE	DESCRIPTION	SUB.	APPD
	12/23/2021	FINAL DRAFT BASELINE DRAWINGS		

DESIGNED
DRAWN
CHECKED
APPROVAL RECOMMENDED
APPROVAL BY

DELTA CONVEYANCE DESIGN & CONSTRUCTION AUTHORITY

ENGINEERING PROJECT REPORT
DELTA CONVEYANCE PROJECT
SINGLE TUNNEL - BETHANY RESERVOIR ALTERNATIVE

ELECTRICAL ONE-LINE DIAGRAM

PROJECT NO. W8X97000
SHEET NO. STB-E-6004PP
REV
SEQUENCE NO.

STB-E-6004PP_W8X97000.dgn

PLOT DATE:2021\11\22 PLOT TIME:10:41:14 AM

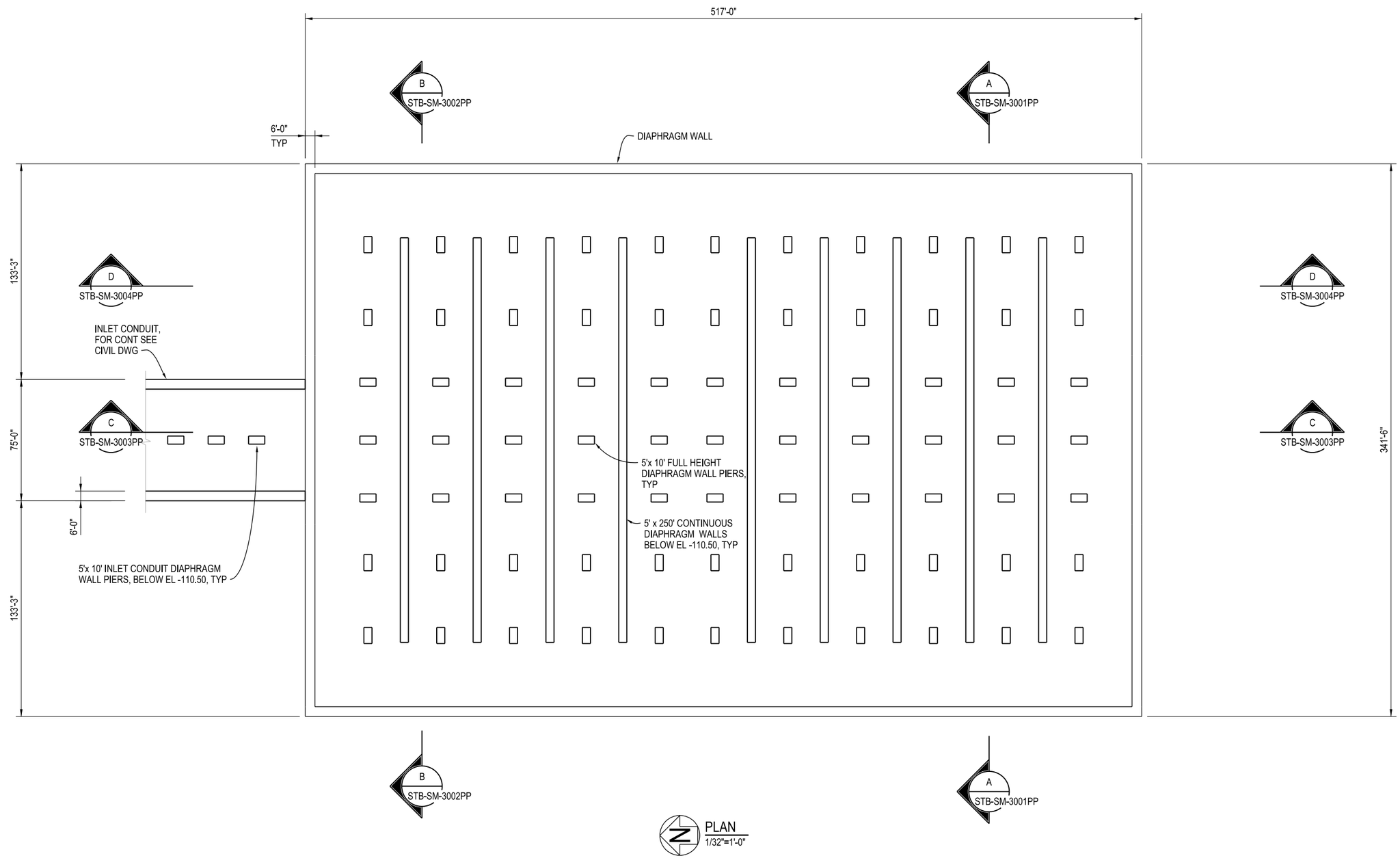

BETHANY RESERVOIR PUMPING PLANT

VERIFY SCALE
BAR IS ONE INCH ON ORIGINAL DRAWING.
0 1"

REV	DATE	DESCRIPTION	SUB.	APPD
	12/23/2021	FINAL DRAFT BASELINE DRAWINGS		

DESIGNED: A NAIMEY
DRAWN: G JAMROS
CHECKED:
APPROVAL RECOMMENDED:
APPROVAL BY:

DELTA CONVEYANCE DESIGN & CONSTRUCTION AUTHORITY

ENGINEERING PROJECT REPORT
DELTA CONVEYANCE PROJECT
SINGLE TUNNEL - BETHANY RESERVOIR ALTERNATIVE

FOUNDATION
PLAN AT FL EL -100.50

PROJECT NO. W8X97000
SHEET NO. STB-SM-1001PP
REV
SEQUENCE NO.

STB-SM-1001PP_W8X97000.dgn

PLOT DATE:11/16/2021 PLOT TIME:5:30:29 PM

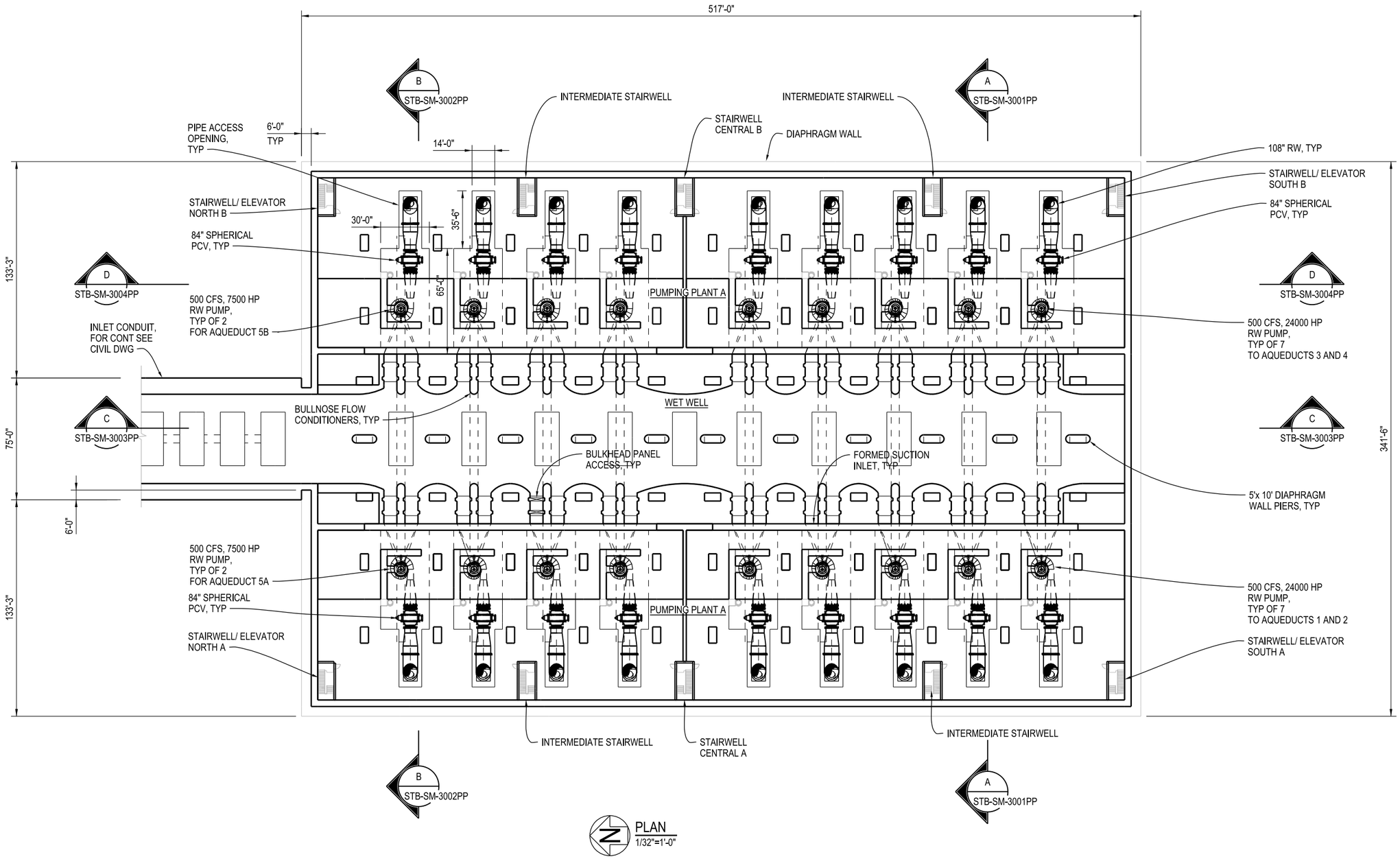

PLAN
1/32"=1'-0"

BETHANY RESERVOIR PUMPING PLANT

VERIFY SCALE
BAR IS ONE INCH ON ORIGINAL DRAWING.
0 1"

REV	DATE	DESCRIPTION	SUB.	APPD
	12/23/2021	FINAL DRAFT BASELINE DRAWINGS		

DESIGNED: A NAIMEY
DRAWN: G JAMROS
CHECKED:
APPROVAL RECOMMENDED:
APPROVAL BY:

DELTA CONVEYANCE DESIGN & CONSTRUCTION AUTHORITY

ENGINEERING PROJECT REPORT
DELTA CONVEYANCE PROJECT
SINGLE TUNNEL - BETHANY RESERVOIR ALTERNATIVE

INTERMEDIATE PLAN AT FL EL -86.25

PROJECT NO. W8X97000
SHEET NO. STB-SM-1002PP
REV
SEQUENCE NO.

STB-SM-1002PP_W8X97000.dgn

PLOT DATE:11/16/2021 PLOT TIME:5:30:34 PM

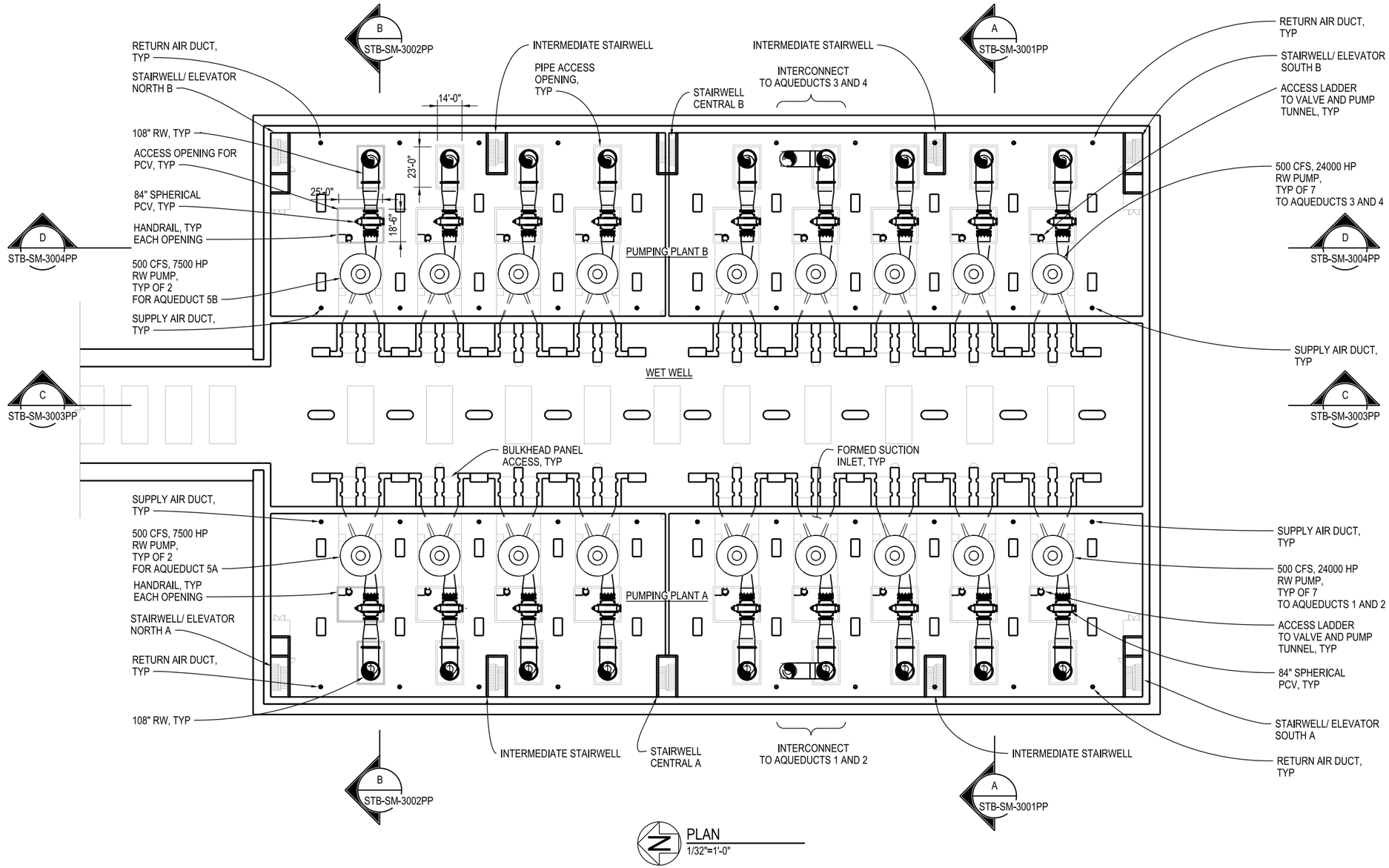

BETHANY RESERVOIR PUMPING PLANT

VERIFY SCALE
BAR IS ONE INCH ON ORIGINAL DRAWING.
0 1"

REV	DATE	DESCRIPTION	SUB.	APPD
	12/23/2021	FINAL DRAFT BASELINE DRAWINGS		

DESIGNED: A NAIMEY
DRAWN: G JAMROS
CHECKED:
APPROVAL RECOMMENDED:
APPROVAL BY:

DELTA CONVEYANCE DESIGN & CONSTRUCTION AUTHORITY

ENGINEERING PROJECT REPORT
DELTA CONVEYANCE PROJECT
SINGLE TUNNEL - BETHANY RESERVOIR ALTERNATIVE

MOTOR LEVEL
PLAN AT FL EL -72.00

PROJECT NO. W8X97000
SHEET NO. STB-SM-1003APP
REV
SEQUENCE NO.

STB-SM-1003APP_W8X97000.dgn

PLOT DATE:11/16/2021 PLOT TIME:5:30:39 PM

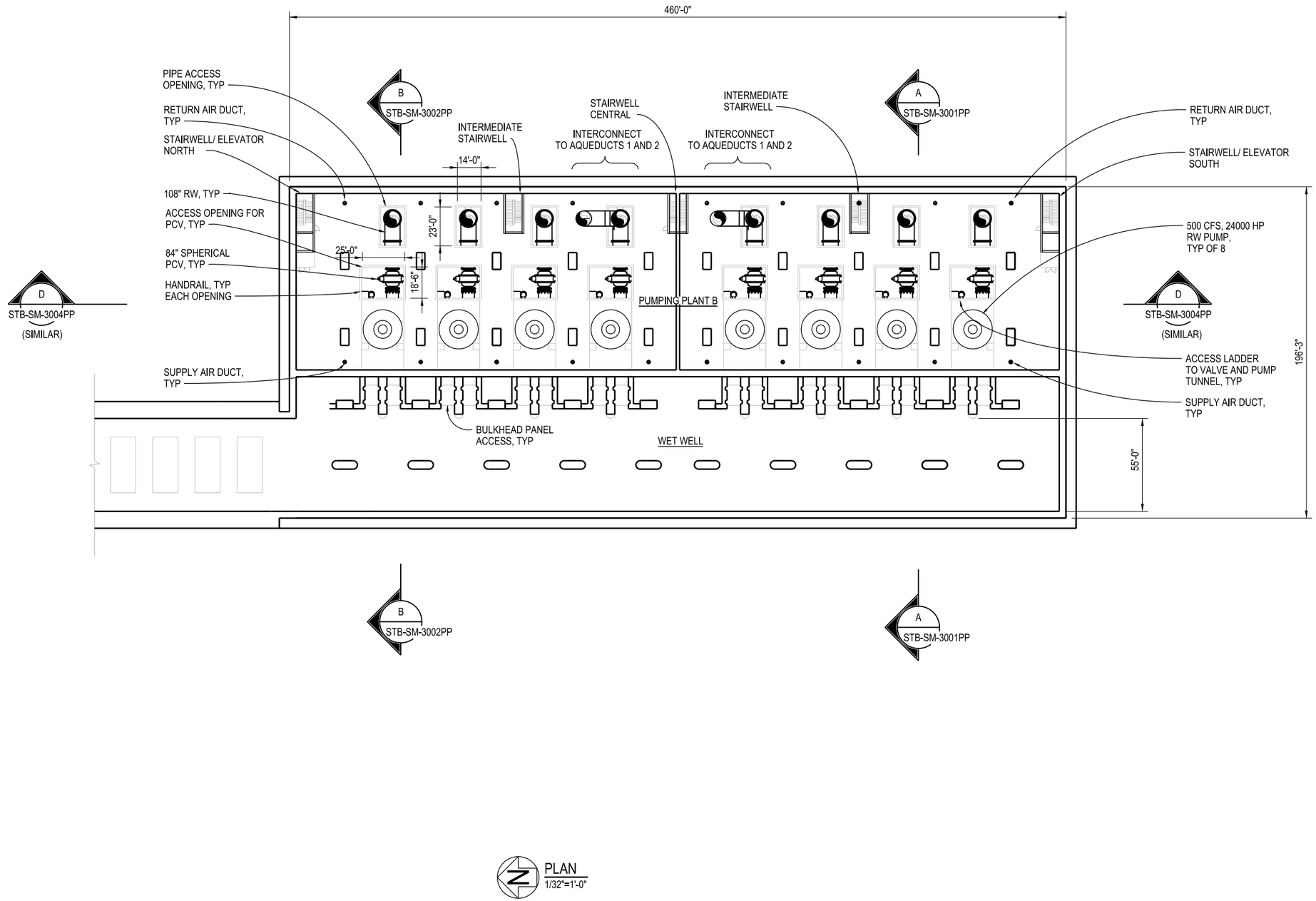

BETHANY RESERVOIR PUMPING PLANT

VERIFY SCALE
BAR IS ONE INCH ON ORIGINAL DRAWING.
0 1"

REV	DATE	DESCRIPTION	SUB.	APPD
	12/23/2021	FINAL DRAFT BASELINE DRAWINGS		

DESIGNED
APPROVAL RECOMMENDED
DRAWN
APPROVAL BY
CHECKED

DELTA CONVEYANCE DESIGN & CONSTRUCTION AUTHORITY

ENGINEERING PROJECT REPORT
DELTA CONVEYANCE PROJECT
SINGLE TUNNEL - BETHANY RESERVOIR ALTERNATIVE

3000 CFS ALT
PLAN AT FL EL -72.00

PROJECT NO. W8X97000
SHEET NO. STB-SM-1003BPP
REV
SEQUENCE NO.

STB-SM-1003BPP_W8X97000.dgn

PLOT DATE:11/16/2021 PLOT TIME:5:30:51 PM

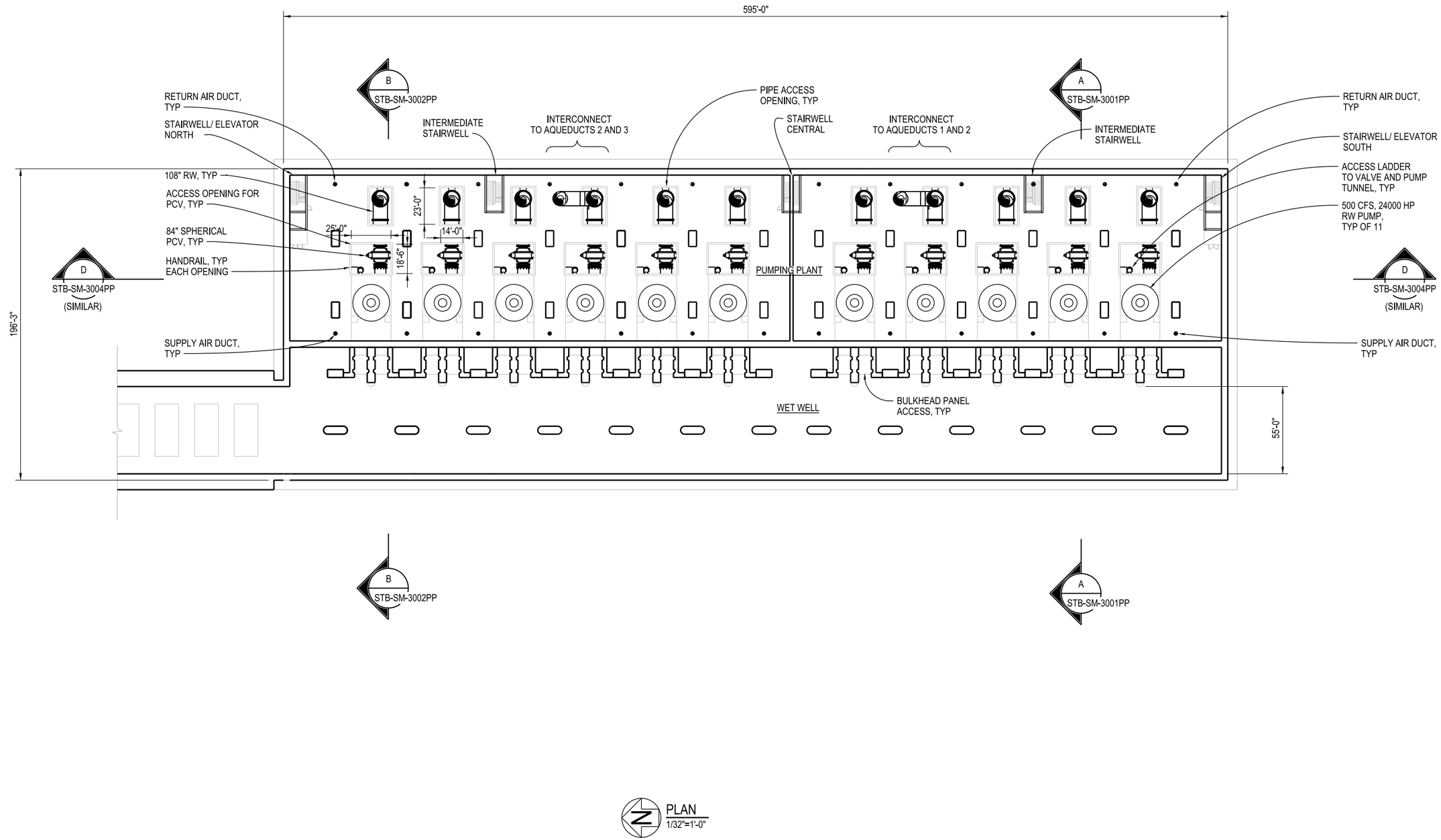

BETHANY RESERVOIR PUMPING PLANT

VERIFY SCALE
BAR IS ONE INCH ON ORIGINAL DRAWING.
0 1"

REV	DATE	DESCRIPTION	SUB.	APPD
	12/23/2021	FINAL DRAFT BASELINE DRAWINGS		

DESIGNED: A NAIMEY
DRAWN: G JAMROS
CHECKED:
APPROVAL RECOMMENDED:
APPROVAL BY:

DELTA CONVEYANCE DESIGN & CONSTRUCTION AUTHORITY

ENGINEERING PROJECT REPORT
DELTA CONVEYANCE PROJECT
SINGLE TUNNEL - BETHANY RESERVOIR ALTERNATIVE

4500 CFS ALT
PLAN AT FL EL -72.00

PROJECT NO. W8X97000
SHEET NO. STB-SM-1003CPP
REV
SEQUENCE NO.

STB-SM-1003CPP_W8X97000.dgn

PLOT DATE:11/16/2021 PLOT TIME:5:30:37 PM

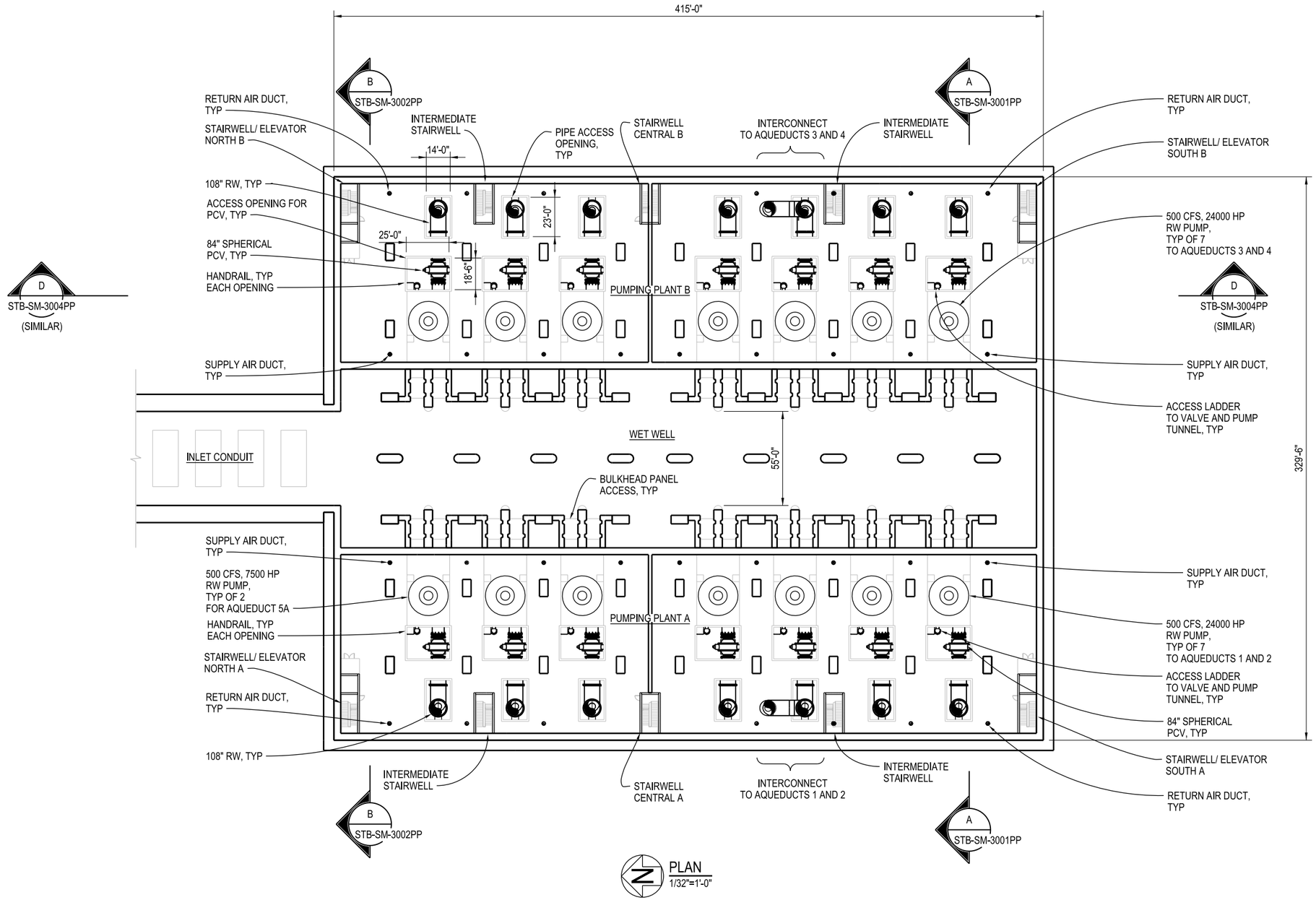

BETHANY RESERVOIR PUMPING PLANT

VERIFY SCALE
BAR IS ONE INCH ON ORIGINAL DRAWING.
0 1"

REV	DATE	DESCRIPTION	SUB.	APPD
	12/23/2021	FINAL DRAFT BASELINE DRAWINGS		

DESIGNED: A NAIMEY
DRAWN: G JAMROS
CHECKED:
APPROVAL RECOMMENDED:
APPROVAL BY:

DELTA CONVEYANCE DESIGN & CONSTRUCTION AUTHORITY

ENGINEERING PROJECT REPORT
DELTA CONVEYANCE PROJECT
SINGLE TUNNEL - BETHANY RESERVOIR ALTERNATIVE

6000 CFS ALT
PLAN AT FL EL -72.00

PROJECT NO. W8X97000
SHEET NO. STB-SM-1003DPP
REV
SEQUENCE NO.

STB-SM-1003DPP_W8X97000.dgn

PLOT DATE:11/16/2021 PLOT TIME:5:30:45 PM

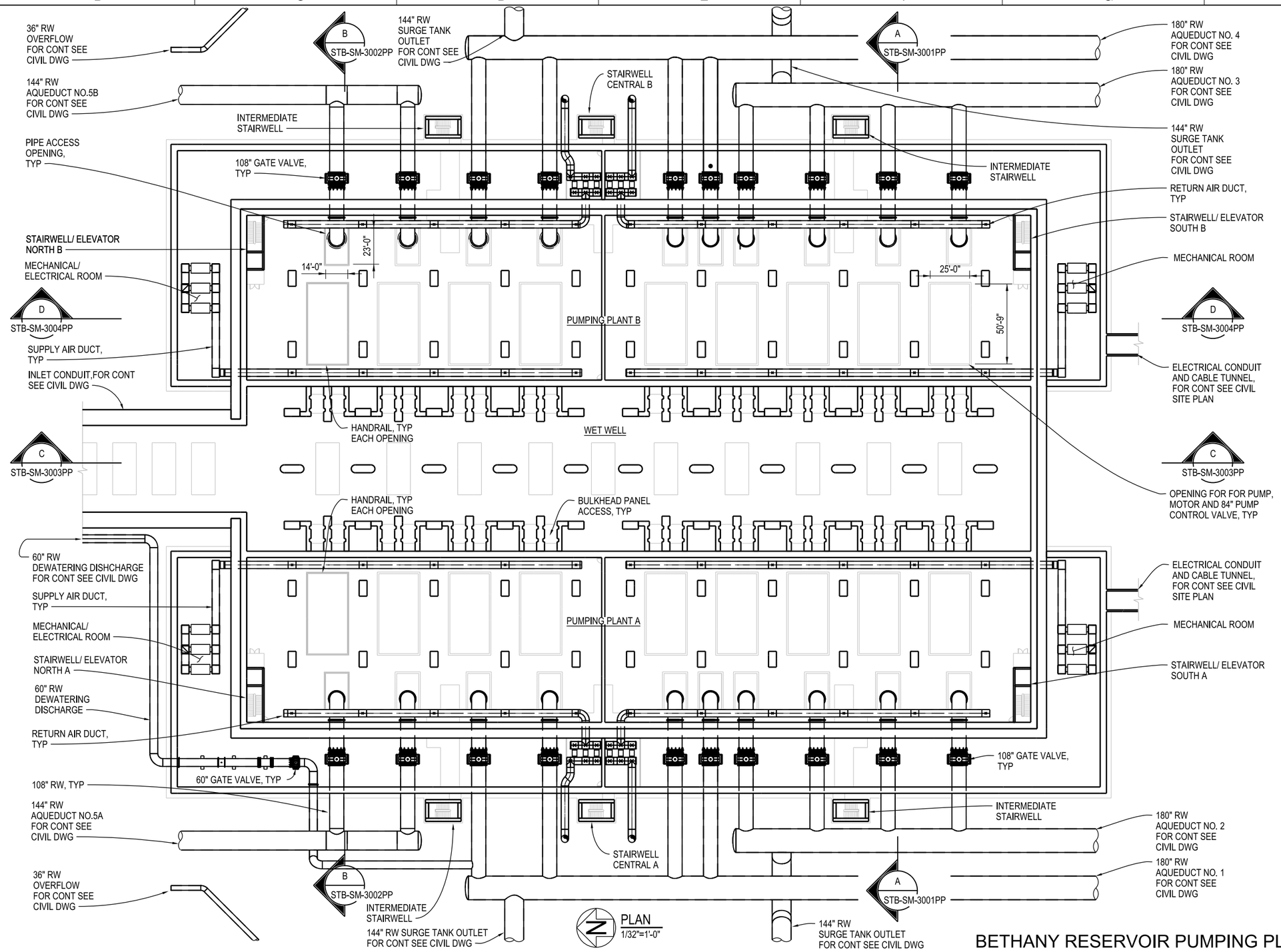

BETHANY RESERVOIR PUMPING PLANT

VERIFY SCALE
BAR IS ONE INCH ON ORIGINAL DRAWING.
0 1"

REV	DATE	DESCRIPTION	SUB.	APPD
	12/23/2021	FINAL DRAFT BASELINE DRAWINGS		

DESIGNED: A NAIMEY
DRAWN: G JAMROS
CHECKED:
APPROVAL RECOMMENDED:
APPROVAL BY:

DELTA CONVEYANCE DESIGN & CONSTRUCTION AUTHORITY

ENGINEERING PROJECT REPORT
DELTA CONVEYANCE PROJECT
SINGLE TUNNEL - BETHANY RESERVOIR ALTERNATIVE

LOWER LEVEL PLAN AT FL EL 3.00

PROJECT NO. W8X97000
SHEET NO. STB-SM-1004PP
REV
SEQUENCE NO.

STB-SM-1004PP_W8X97000.dgn

PLOT DATE:11/16/2021 PLOT TIME:5:30:37 PM

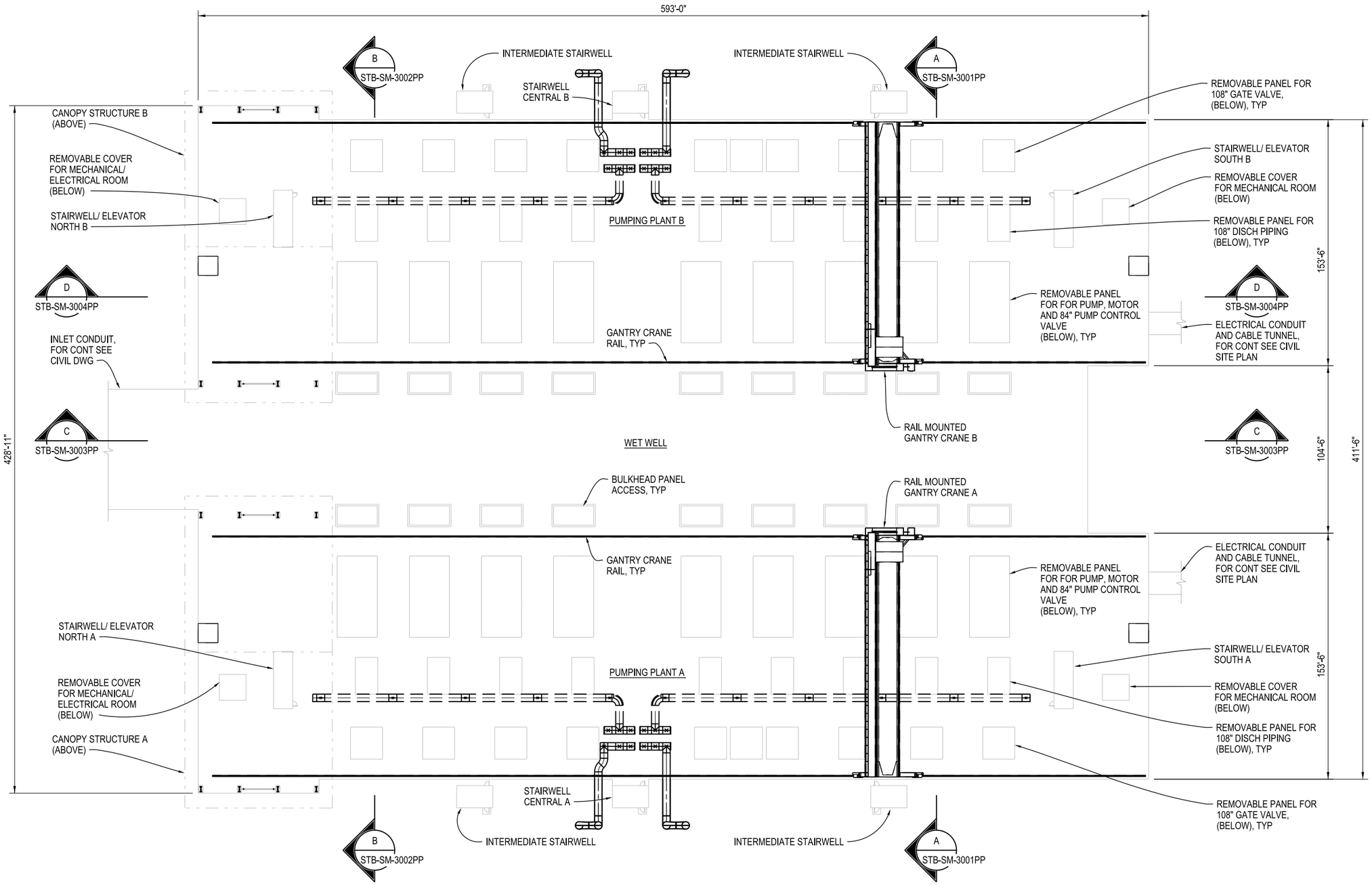

PLAN
1/32"=1'-0"

BETHANY RESERVOIR PUMPING PLANT

VERIFY SCALE
BAR IS ONE INCH ON ORIGINAL DRAWING.
0 1"

REV	DATE	DESCRIPTION	SUB.	APPD
	12/23/2021	FINAL DRAFT BASELINE DRAWINGS		

DESIGNED: A NAIMEY
DRAWN: G JAMROS
CHECKED:
APPROVAL RECOMMENDED:
APPROVAL BY:

DELTA CONVEYANCE DESIGN & CONSTRUCTION AUTHORITY

ENGINEERING PROJECT REPORT
DELTA CONVEYANCE PROJECT
SINGLE TUNNEL - BETHANY RESERVOIR ALTERNATIVE

GROUND LEVEL PLAN AT FL EL 47.00

PROJECT NO. W8X97000
SHEET NO. STB-SM-1005PP
REV
SEQUENCE NO.

STB-SM-1005PP_W8X97000.dgn

PLOT DATE:11/16/2021 PLOT TIME:5:30:48 PM

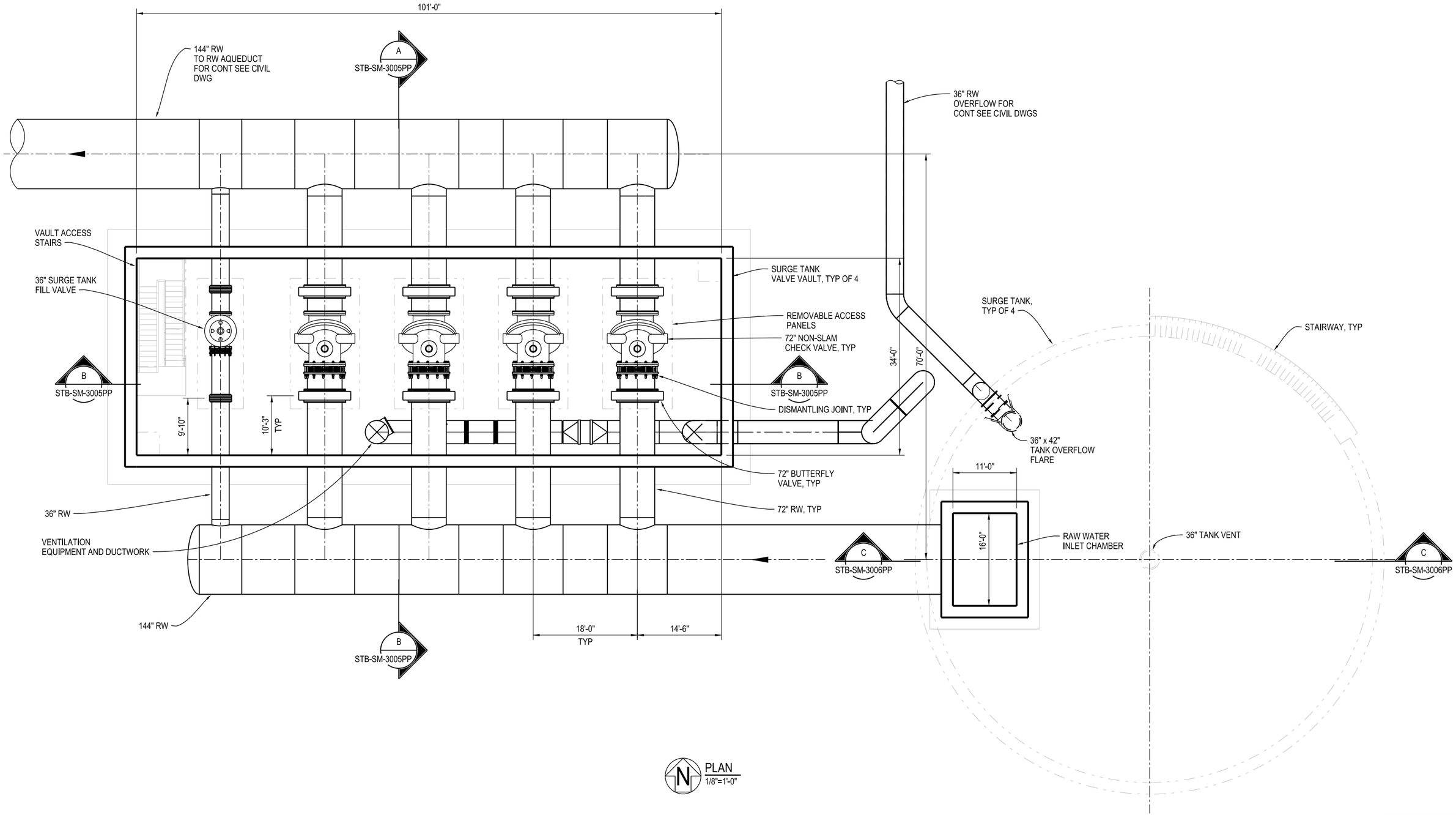

BETHANY RESERVOIR PUMPING PLANT

VERIFY SCALE
BAR IS ONE INCH ON ORIGINAL DRAWING.
0 1"

REV	DATE	DESCRIPTION	SUB.	APPD
	12/23/2021	FINAL DRAFT BASELINE DRAWINGS		

DESIGNED: A NAIMEY
DRAWN: G JAMROS
CHECKED:
APPROVAL RECOMMENDED:
APPROVAL BY:

DELTA CONVEYANCE DESIGN & CONSTRUCTION AUTHORITY

ENGINEERING PROJECT REPORT
DELTA CONVEYANCE PROJECT
SINGLE TUNNEL - BETHANY RESERVOIR ALTERNATIVE

SURGE TANK & VAULT PLAN AT FL EL 46.00

PROJECT NO. W8X97000
SHEET NO. STB-SM-1006PP
REV
SEQUENCE NO.

STB-SM-1006PP_W8X97000.dgn

PLOT DATE:11/16/2021 PLOT TIME:5:30:44 PM

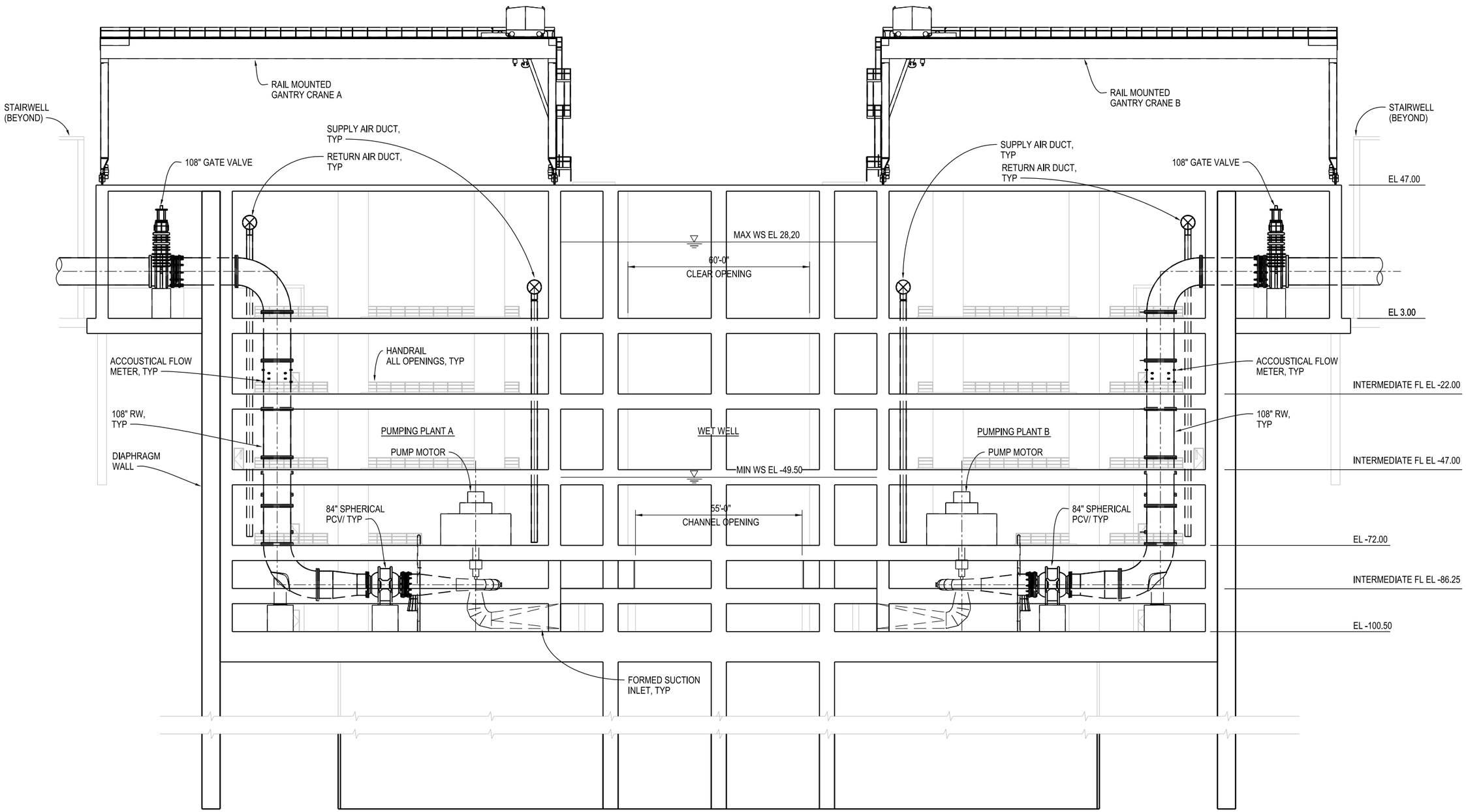

A SECTION
1/16"=1'-0"

STB-SM-1001PP, STB-SM-1002PP
STB-SM-1003APP, STB-SM-1004PP
STB-SM-1005PP

BETHANY RESERVOIR PUMPING PLANT

VERIFY SCALE
BAR IS ONE INCH ON ORIGINAL DRAWING.
0 1"

REV	DATE	DESCRIPTION	SUB.	APPD
	12/23/2021	FINAL DRAFT BASELINE DRAWINGS		

DESIGNED: A NAIMEY
DRAWN: G JAMROS
CHECKED:
APPROVAL RECOMMENDED:
APPROVAL BY:

DELTA CONVEYANCE DESIGN & CONSTRUCTION AUTHORITY

ENGINEERING PROJECT REPORT
DELTA CONVEYANCE PROJECT
SINGLE TUNNEL - BETHANY RESERVOIR ALTERNATIVE

SECTION

PROJECT NO. W8X97000
SHEET NO. STB-SM-3001PP
REV
SEQUENCE NO.

STB-SM-3001PP_W8X97000.dgn

PLOT DATE:11/16/2021 PLOT TIME:5:30:44 PM

B SECTION
1/16"=1'-0"

STB-SM-1001PP, STB-SM-1002PP
STB-SM-1003APP, STB-SM-1004PP
STB-SM-1005PP

BETHANY RESERVOIR PUMPING PLANT

VERIFY SCALE
BAR IS ONE INCH ON ORIGINAL DRAWING.
0 1"

REV	DATE	DESCRIPTION	SUB.	APPD
	12/23/2021	FINAL DRAFT BASELINE DRAWINGS		

DESIGNED: A NAIMEY
DRAWN: G JAMROS
CHECKED:
APPROVAL RECOMMENDED:
APPROVAL BY:

DELTA CONVEYANCE DESIGN & CONSTRUCTION AUTHORITY

ENGINEERING PROJECT REPORT
DELTA CONVEYANCE PROJECT
SINGLE TUNNEL - BETHANY RESERVOIR ALTERNATIVE

SECTION

PROJECT NO. W8X97000
SHEET NO. STB-SM-3002PP
REV
SEQUENCE NO.

STB-SM-3002PP_W8X97000.dgn

PLOT DATE:11/16/2021 PLOT TIME:5:30:36 PM

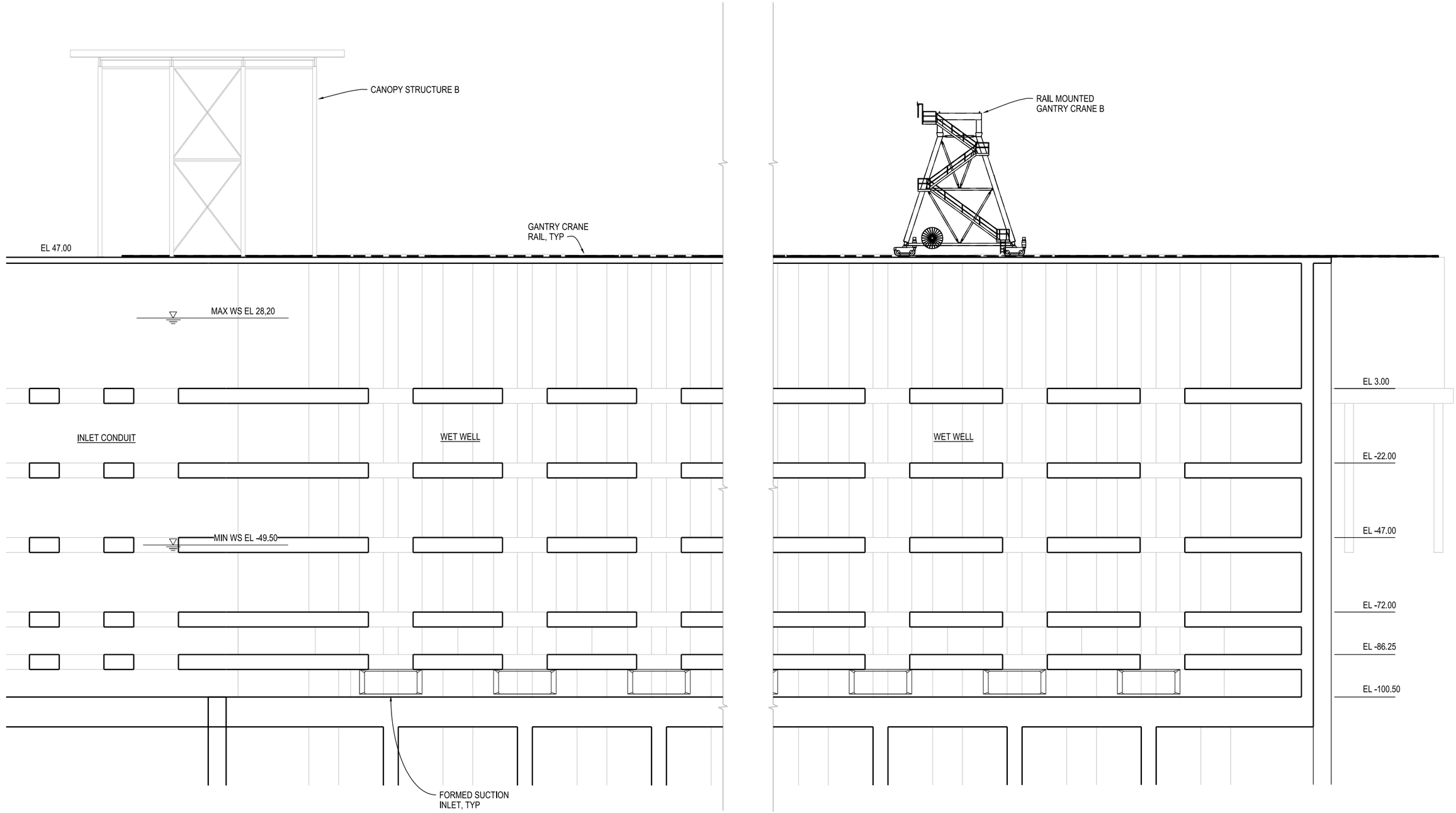

C SECTION
1/32"=1'-0"

STB-SM-1001PP, STB-SM-1002PP
STB-SM-1003APP, STB-SM-1004PP
STB-SM-1005PP

BETHANY RESERVOIR PUMPING PLANT

VERIFY SCALE
BAR IS ONE INCH ON ORIGINAL DRAWING.
0 1"

REV	DATE	DESCRIPTION	SUB.	APPD
	12/23/2021	FINAL DRAFT BASELINE DRAWINGS		

DESIGNED: A NAIMEY
DRAWN: G JAMROS
CHECKED:
APPROVAL RECOMMENDED:
APPROVAL BY:

DELTA CONVEYANCE DESIGN & CONSTRUCTION AUTHORITY

ENGINEERING PROJECT REPORT
DELTA CONVEYANCE PROJECT
SINGLE TUNNEL - BETHANY RESERVOIR ALTERNATIVE

SECTION

PROJECT NO. W8X97000
SHEET NO. STB-SM-3003PP
REV
SEQUENCE NO.

STB-SM-3003PP_W8X97000.dgn

PLOT DATE:11/16/2021 PLOT TIME:5:30:36 PM

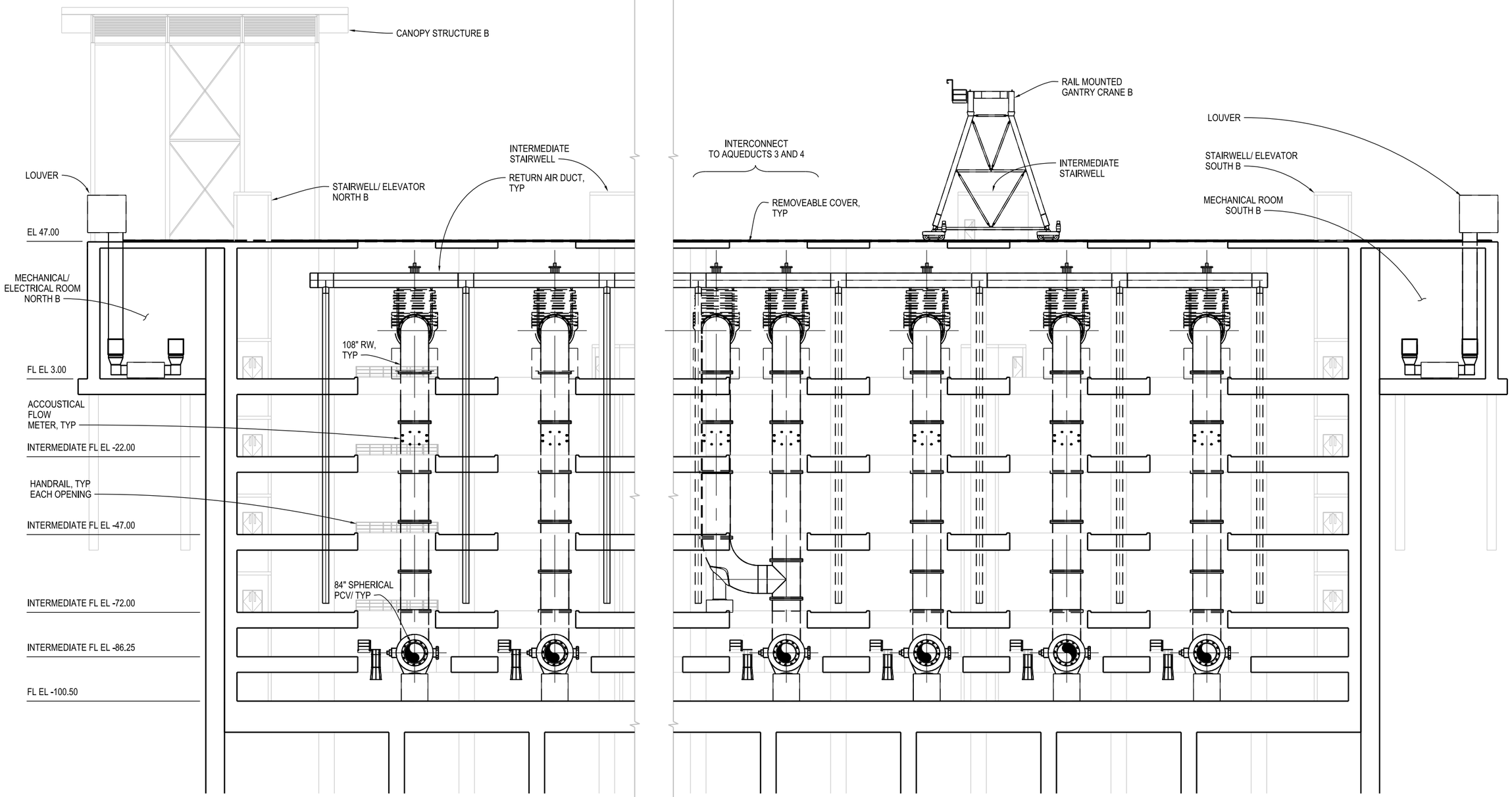

D SECTION
1/32"=1'-0"

STB-SM-1001PP, STB-SM-1002PP
STB-SM-1003APP, STB-SM-1004PP
STB-SM-1005PP

VERIFY SCALE
BAR IS ONE INCH ON ORIGINAL DRAWING.
0 1"

BETHANY RESERVOIR PUMPING PLANT

ENGINEERING PROJECT REPORT
DELTA CONVEYANCE PROJECT
SINGLE TUNNEL - BETHANY RESERVOIR ALTERNATIVE

SECTION

REV	DATE	DESCRIPTION	SUB.	APPD
	12/23/2021	FINAL DRAFT BASELINE DRAWINGS		

DESIGNED: A NAIMEY
DRAWN: G JAMROS
CHECKED:
APPROVAL RECOMMENDED:
APPROVAL BY:

DELTA CONVEYANCE DESIGN & CONSTRUCTION AUTHORITY

PROJECT NO. W8X97000
SHEET NO. STB-SM-3004PP
REV
SEQUENCE NO.

STB-SM-3004PP_W8X97000.dgn

PLOT DATE:11/16/2021 PLOT TIME:5:30:41 PM

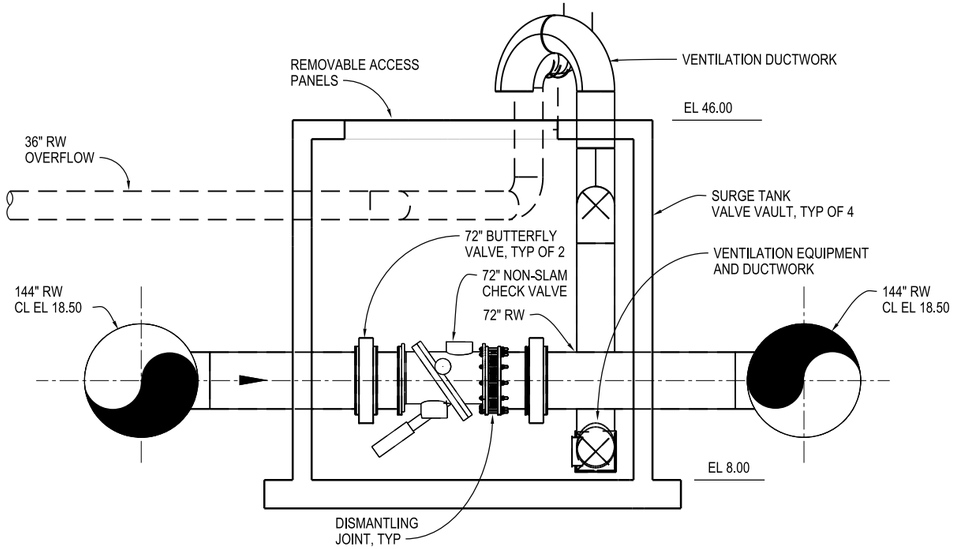

A SECTION
1/8"=1'-0"
STB-SM-1006PP

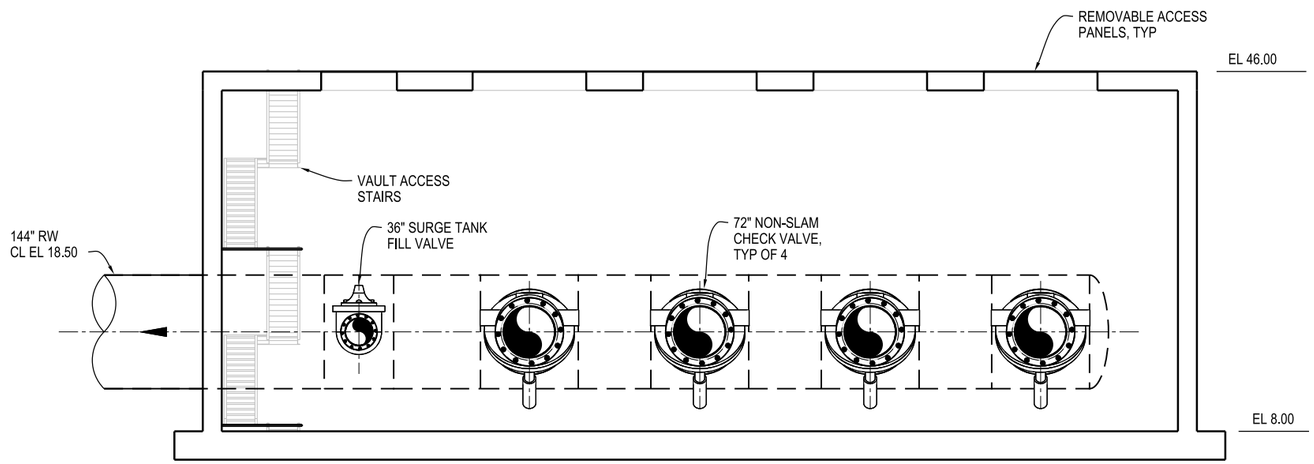

B SECTION
1/8"=1'-0"
STB-SM-1006PP

BETHANY RESERVOIR PUMPING PLANT

VERIFY SCALE
BAR IS ONE INCH ON ORIGINAL DRAWING.
0 1"

REV	DATE	DESCRIPTION	SUB.	APPD
	12/23/2021	FINAL DRAFT BASELINE DRAWINGS		

DESIGNED: A NAIMEY
DRAWN: G JAMROS
CHECKED:
APPROVAL RECOMMENDED:
APPROVAL BY:

DELTA CONVEYANCE DESIGN & CONSTRUCTION AUTHORITY

ENGINEERING PROJECT REPORT
DELTA CONVEYANCE PROJECT
SINGLE TUNNEL - BETHANY RESERVOIR ALTERNATIVE

SURGE TANK VALVE VAULT SECTIONS

PROJECT NO. W8X97000
SHEET NO. STB-SM-3005PP
REV
SEQUENCE NO.

STB-SM-3005PP_W8X97000.dgn

PLOT DATE:11/16/2021 PLOT TIME:5:30:52 PM

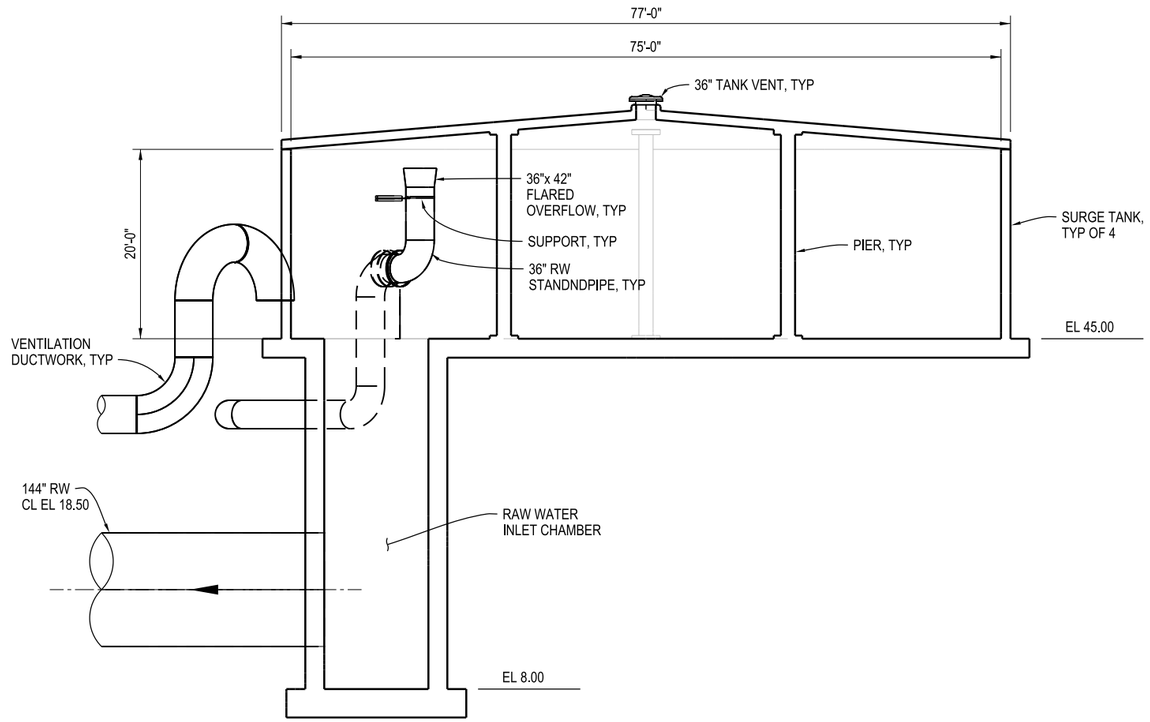

C SECTION
1/8"=1'-0"
STB-SM-1006PP

BETHANY RESERVOIR PUMPING PLANT

VERIFY SCALE
BAR IS ONE INCH ON ORIGINAL DRAWING.
0 1"

REV	DATE	DESCRIPTION	SUB.	APPD
	12/23/2021	FINAL DRAFT BASELINE DRAWINGS		

DESIGNED: A NAIMEY
DRAWN: G JAMROS
CHECKED:
APPROVAL RECOMMENDED:
APPROVAL BY:

DELTA CONVEYANCE DESIGN & CONSTRUCTION AUTHORITY

ENGINEERING PROJECT REPORT
DELTA CONVEYANCE PROJECT
SINGLE TUNNEL - BETHANY RESERVOIR ALTERNATIVE

SURGE TANK SECTION

PROJECT NO. W8X97000
SHEET NO. STB-SM-3006PP
REV
SEQUENCE NO.

STB-SM-3006PP_W8X97000.dgn

PLOT DATE:11/16/2021 PLOT TIME:5:30:50 PM