

September 15, 2021

Delta Conveyance Design and Construction Authority
Board of Directors

Subject: ***Materials for the September 16, 2021 Regular Board Meeting***


Members of the Board:

The next regular meeting of the Delta Conveyance Design and Construction Authority (DCA) Board of Directors is scheduled for **Tomorrow, September 16, 2021 at 1:30 p.m. (Closed Session)** and will be held completely online via conference line and video through Ring Central (Zoom). The call-in and video information is provided in the attached agenda and a link will also be posted on the dcdca.org website.

Please note that given the current COVID-19 guidelines, the DCA will comply with public health recommendations regarding public meetings and social distancing efforts. Any meeting changes or cancellation will be communicated.

Enclosed are the final materials for the Board meeting in a PDF file, which has been bookmarked for your convenience.

Regards,



Graham Bradner
DCA Executive Director



**DELTA CONVEYANCE DESIGN AND CONSTRUCTION AUTHORITY
BOARD OF DIRECTORS MEETING**

REGULAR MEETING

Thursday, September 16, 2021

1:30 p.m.

Teleconference Meeting Only; No Physical Meeting Location
(Authorized by Executive Order N-08-21)

Additional information about participating by telephone or via the remote meeting solution is
available here: <https://www.dcdca.org>

Conference Access Information:

Phone Number: (916)262-7278 Access Code: 1449447998#

Electronic Meeting Link:

Please join my meeting from your computer, tablet, or smartphone

<https://meetings.ringcentral.com/j/1449447998>

AGENDA

In compliance with the Governor's Executive Order N-08-21, the meeting will be held electronically only through the listed meeting link and telephone number. Assistance to those wishing to participate in the meeting in person or remotely will be provided to those requiring accommodations for disabilities in compliance with the Americans with Disabilities Act of 1990. Interested person must request the accommodation as soon as possible in advance of the meeting by contacting the DCA support staff at (888) 853-8486 or info@dcdca.org. Members of the public may speak regarding items on the agenda when recognized by the Chair as set forth below. Speakers are limited to three minutes each; however, the Chair may limit this time when reasonable based on the circumstances. Persons wishing to provide public comment remotely on Agenda Items should complete a public comment request form at: <https://tinyurl.com/dcapubliccomment> by 2:15 pm. Additional information will be provided at the commencement of the meeting.

1. **CALL TO ORDER**
2. **ROLL CALL**
3. **CLOSED SESSION – OPEN SESSION TO FOLLOW AT APPROXIMATELY 2:00 P.M.**
 - (a) Conference With Labor Negotiators
Agency designated representatives: Richard Atwater, Shane Chapman
Unrepresented contractor: Executive Director
4. **REPORT OUT OF CLOSED SESSION & PLEDGE OF ALLEGIANCE**
5. **PUBLIC COMMENT**

Members of the public may address the Authority on matters that are within the Authority's jurisdiction whether they are on or off the agenda. Speakers are limited to three minutes each; however, the Chair

may limit this time when reasonable based on the circumstances. Persons wishing to speak may do so remotely through the electronic meeting link or teleconference number when recognized by the Chair. Parties wishing to provide remote public comment on Agenda Items should complete a public comment request form at: <https://tinyurl.com/dcapubliccomment> by 2:15 p.m.

6. APPROVAL OF MINUTES:

- (a) July 15, 2021 Regular Board Meeting

7. CONSENT CALENDAR

Items on the Consent Calendar are considered to be routine by the Board of Directors and will be enacted by one motion and one vote. There will be no separate discussion of these items unless a director so requests, in which event the item will be removed from the Consent Calendar and considered separately.

- (a) None.

8. DISCUSSION ITEMS

- (a) September DCA Monthly Report
Recommended Action: Information Only
- (b) Sr. Leadership Spotlight – Karen Askeland, DCA Environmental Liaison
Recommended Action: Information Only
- (c) Stakeholder Outreach Efforts
Recommended Action: Information Only
- (d) SEC Report Out – David Gloski, At Large Contra Costa Representative
Recommended Action: Information Only

9. STAFF REPORTS AND ANNOUNCEMENTS

- (a) General Counsel's Report
- (b) Treasurer's Report
- (c) DWR Environmental Manager's Report
- (d) Verbal Reports, if any

10. FUTURE AGENDA ITEMS

11. ADJOURNMENT

* * * * *

Next scheduled meeting: November 18, 2021 Regular Board Meeting at 2:00 p.m. (1:30 p.m. if there is a closed session) and will be held at the DCA Board Room, Park Tower, 980 9th Street, Suite 100, Sacramento, CA 95814 (subject to change)

BOARD OF DIRECTORS MEETING

MINUTES

REGULAR MEETING

Thursday, July 15th, 2021

1:30 PM

(Paragraph numbers coincide with agenda item numbers)

1. CALL TO ORDER

The regular meeting of the Delta Conveyance Design and Construction Authority (DCA) Board of Directors was called to order remotely - Conference Access Information: Phone Number: (916)262-7278 1444116095# <https://meetings.ringcentral.com/j/1444116095> at 1:31pm.

2. ROLL CALL

Board members in attendance were Richard Atwater, Martin Milobar, Tony Estremera, Sarah Palmer, Gary Martin, Robert Cheng, and Alternate Director Dennis LaMoreaux sitting in for Director Adnan Anabtawi constituting a quorum of the Board.

DCA staff members in attendance were Graham Bradner, Joshua Nelson, and Nazli Parvizi.

Department of Water Resources (DWR) staff member in attendance was Carrie Buckman.

3. CLOSES SESSION

(a) CONFERENCE WITH LEGAL COUNSEL—ANTICIPATED LITIGATION

Initiation of litigation pursuant to paragraph (4) of subdivision (d) of Section 54956.9: 1 case

Mr. Nelson reported there were no reportable actions from closed session.

4. PLEDGE OF ALLEGIANCE

President Richard Atwater convened the open session at approximately 2:00 p.m. and led all present in reciting the Pledge of Allegiance.

5. PUBLIC COMMENT

President Atwater opened Public Comment, there were no public comment requests. President Atwater closed Public Comment.

6. APPROVAL OF MINUTES: June 17, 2021 Regular Board Meeting

Recommendation: Approve the June 17, 2021, Regular Board Meeting

Motion to Approve Minutes from June 17, 2021 as

Noted: Palmer

Second: Estremera

Yeas: Atwater, Milobar, Estremera, Palmer, Martin, Cheng, LaMoreaux
 Nays: None
 Abstains: None
 Recusals: None
 Absent: None
 Summary: 7 Yeas; 0 Nays; 0 Abstains; 0 Absent. (Motion passed as MO 21-07-01).

7. CONSENT CALENDAR

None.

8. DISCUSSION ITEMS:

a) July DCA Monthly Report

Mr. Bradner highlighted the July monthly report. The DCA has planning activities for future hybrid public meetings. This will require additional equipment and testing. The engineering team continues to work closely with the environmental team on the Environmental Impact Report (EIR). Additionally, as of June 30th, the DCA completed the spring exploration program including 15 borings and 20 CPT's. There is a projected budget underrun of 2.4M. Aside from the delay in obtaining Temporary Entry Permits (TEP's) the DCA has continued to stay on schedule.

b) Initial DCA FY 21/22 Budget Adjustment

Recommendation: Adopt Initial DCA FY 21/22 Budget Adjustment by Minute Order

Mr. Bradner recommended moving 2M of the 2.4M underrun into the current fiscal year. The DCA would like to reallocate this to Program Management and Program Initiation. The FY 21/22 budget would then increase to 23.5M.

Ms. Palmer asked why the 1.25M is best being allocated to the Executive Office. Mr. Bradner clarified that this is a place holder until we position it for future potential use.

Move to adopt Initial DCA FY 21/22 Budget Adjustment

as Noted: Palmer
 Second: Cheng
 Yeas: Atwater, Milobar, Estremera, Palmer, Martin, Cheng, LaMoreaux
 Nays: None
 Abstains: None
 Recusals: None
 Absent: None
 Summary: 7 Yeas; 0 Nays; 0 Abstains; 0 Absent. (Motion passed as Minute Order 21-07-02).

c) SEC Update

Ms. Parvizi reported on the June SEC meeting. The next SEC meeting is scheduled for September 22nd. The DCA held a community meeting in the town of Hood with a presentation on the project. The DCA plans to hold more of these educational community meetings as needed and requested.

9. STAFF REPORTS AND ANNOUNCEMENTS:

a. General Counsel's Report

A written report was provided in the Board package. Mr. Nelson highlighted the changes to the Governor's Executive Order and the Cal OSHA guidance. The DCA continues to stay in compliance.

b. DWR Environmental Manager's Report

A written report was provided in the Board package. Ms. Buckman mentioned the series of technical workshops DWR will be hosting virtually this summer including topics such as State Water Operations, fisheries, climate change, and Environmental Justice (EJ).

Mr. Atwater asked if the technical workshops would be recorded and available to the public. Ms. Buckman noted that the full webinar presentation, English and Spanish versions of the recorded meeting, and Q&A's will be posted on their website.

c. Verbal Reports

Ms. Palmer offered that you could access the DWR webinar links through both the DWR and DCA website. Ms. Palmer gave a presentation to her Rotary Club on the Water Portfolio and what it entailed, including the Delta Conveyance. She will be giving a presentation on the Delta Conveyance to the Dublin Rotary Club in October.

10. FUTURE AGENDA ITEMS:

None.

11. ADJOURNMENT:

President Atwater adjourned the meeting at 2:26p.m., remotely - Conference Access Information:
Phone Number: (916)262-7278 Access Code: 1444116095#
<https://meetings.ringcentral.com/j/1444116095>



Monthly Board Report

This document is fully interactive; use menus to navigate on-screen.

1

SUMMARY OF
WORK

2

STAKEHOLDER
ENGAGEMENT

3

BUDGET

4

CONTRACTS

5

SCHEDULE

Agenda Item 8a



SEPTEMBER 2021
(ACTIVITIES IN AUGUST)

Section 1 | Work Performed (August 2021 Activities)

Program Management. The team continued to support implementation of the Program Management Information System.

- Continue processing invoices for FY20/21 and FY21/22
- Finalize FY21/22 budget figures and update budget adjustments of 2M from FY20/21 to FY21/22
- Continue processing of Task Orders and Purchase Orders for FY21/22 and update closeout for FY20/21

Administration. The team continued to support Administrative functions including IT support, in-person and virtual meetings, Social Media content and updates, COVID response/preparedness.

- Planned and hosted Community Meetings
- Supported technical needs for upcoming Procurement activities
- DCA Website updates
- Pushed DCA updates via Social Media Outlets, created reminders about resource materials
- Created information videos about DCA formation, governance and work

- Kick-off for Board Room Hybrid Meeting project
- User Access Management Audit
- FY21/22 Budget/Task Order activities including Agreement Amendments
- Assisted remote workforce

Engineering. The engineering team primarily focused on responding to questions and request for information from the Delta Conveyance Office (DCO) environmental team and developing several technical memoranda (TMs) for the Central and Eastern Corridors (C/E) and the Bethany Reservoir Alternative.


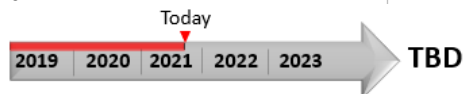
- Addressed DCO Comments on Engineering Project Report (EPR) redline markups for C/E and Bethany
- Completed initial 2-D modeling and second round in progress
- Completed Facility O&M Spacing evaluation with DCO for the South Delta Pumping Plant and advanced development of draft TM
- Began drafting Division of Safety of Dams (DSOD) forebay design approach memo
- Completed Integrated Catchment Modelling (ICM)

model updates for C/E and progressed model for Bethany Reservoir Alternative

- Initiated updates to Surge Model for C/E
- Addressed comments from DCO and submitted revision to power and consumption calculations
- Continued with Cone Penetration Test (CPT) data analysis
- Progressed prioritization of Concept Validation Study Items
- Supported ongoing outreach efforts and community meetings

Field Work.

- Continued to support planning of Fall 2021 Investigation Program
- Began biological and cultural surveys for Fall 2021 Investigation Program
- Supported Geotechnical Consultant in developing Geotechnical Data Report for collected subsurface data
- Compiled monthly and quarterly monitoring reports



Disclaimer: This Program Sequence is for discussion purposes only and does not represent a decision by the DCA or DWR. Final decisions about the project will be made by DWR and will NOT be made until the concluding stages of the CEQA process.

Section 1 | One Month Look-Ahead (September 2021 Activities)

Program Management

- Continue close-out activities for FY20/21 Task Orders and Purchase Orders and Master Commitments
- Continuing focus on streamlining refining and processes and workflows including the development of reports to monitor monthly e-builder activity
- Continuing development of Standard Operating Procedures to provide step by step guidance to activities described in Management Plans

Administration

- Continuing support to DCA office including all Administrative, Facility and IT functions.
- Continuing support for DCA Board of Directors meetings, monthly report generation, SEC Meeting
- Continuing coordination of DCA Change Control Board meetings/actions
- Support for future DCA Procurement Activities
- Continue to manage and coordinate content for Social Media outlets



Engineering

- Submit responses to DCO comments on EPRs for C/E and Bethany
- Revise EPRs and drawings to incorporate responses to comments and other updates for conformed Final Draft
- Meet with DWR to review SCADA options
- Continue to work on developing, revising and finalizing TMs, as directed by DCO
- Continue validating assumptions regarding shaft configuration and tunnel profile using latest geotechnical data
- Continue analysis of the additional borings for Southern Forebay
- Complete ICM and surge model for C/E and Bethany alternatives
- Continue with CPT data analysis and begin analyzing FY20/21 field data

Field Work

- Continue to support planning of Fall 2021 Investigation Program
- Finalize Geotechnical Data Report
- Conduct biological and cultural surveys and biological monitoring for Fall 2021 Investigation Program
- Compiling daily and monthly monitoring reports

Section 2 | Stakeholder Engagement

DCA Social Media Updates

- DCA Facebook page now has 1,227 followers
- An ICYMI post about the change in footprint of the Southern Forebay that linked to the SEC 17 meeting video was clicked 1,427 times
- The “Work of DCA” video had 42,687 plays
- DCA Facebook content was seen 86,590 times
- DCA YouTube channel now has 36 subscribers



Community Engagement

In August, DCA staff coordinate meetings with Delta community members, offering presentations on the current conceptual design and to offer an opportunity for question-and-answer sessions. Recent meetings include:

- Reclamation District 1002 – 8/26/21

The DCA also has upcoming community meetings scheduled for September:

- The Nature Conservancy – 9/1/21
- Point Pleasant Community Meeting – 9/8/21

Upcoming SEC Meeting

Date: Wednesday, September 22, 2021

Time: 3 to 6 PM

Location: Online via Ring Central

Topics:

- DCA Design Changes Update
- DWR Updates
- Ongoing Outreach Efforts

SEC Meeting Calendar

- Future meetings are TBD

SEC Meeting Materials & Updates

<https://www.dcdca.org/>

**Dates are subject to change, please continue to check the dcdca.org website for updates*

Note: DCA will comply with public health recommendations regarding public meetings and COVID-19 response. Any meeting changes or cancellation will be communicated to members.

Section 3 | Budget

Budget. The FY21/22 DCA budget is \$23.5M. We are now currently forecasting an Estimate at Completion budget of about \$23.5M. The DCA has committed approximately \$17M (details in Table 2) and has incurred \$1.7M in expenditures

through September (details in Table 2). Actual and planned cash flow curves are shown in Figure 1.

Table 1 | Monthly Budget Summary (FY 21/22)

Category	Original Budget	Current Budget	Current Commitments	Incurred to Date	EAC	Variance
Program Management Office						
Executive Office	\$ 2,202,245	\$ 3,385,245	\$ 2,645,831	\$ 656,289	\$ 3,386,376	\$ 1,131
Community Engagement	775,305	775,305	497,305	28,058	775,305	-
Program Controls	1,472,640	1,472,640	1,472,640	88,437	1,472,640	-
Administration	2,568,238	2,635,238	2,608,068	385,595	2,634,107	(1,131)
Procurement and Contract Administration	74,112	74,112	74,112	-	74,112	-
Property	516,280	516,280	395,280	42,528	516,280	-
Permitting Management	560,534	560,534	560,534	43,633	560,534	-
Health and Safety	21,600	21,600	21,600	-	21,600	-
Quality Management	14,016	14,016	14,016	-	14,016	-
Program Initiation Office						
Engineering	7,617,456	8,367,456	7,617,450	481,745	8,367,456	-
Fieldwork	5,677,574	5,677,574	1,129,574	41,969	5,677,574	-
	\$ 21,500,000	\$ 23,500,000	\$ 17,036,410	\$ 1,768,253	\$ 23,500,000	\$ -

Note: The undefined allowance includes a \$500K cash advance from DWR to be used for prepayments that have short payment windows.

Section 3 | Budget *continued*

Table 2 | Budget Detail

Work Breakdown Structure	Original Budget	Current Budget	Commitments	Pending Commitments	Actuals Received	Remaining Budget	% of Budget Remaining	Estimate At Completion	Variance (Surplus)/Deficit
Delta Conveyance	\$ 21,500,000	\$ 23,500,000	\$ 17,036,410	\$ 2,000	\$ 1,768,253	\$ 21,731,747	8%	\$ 23,500,000	\$ -
Executive Office	2,202,245	3,385,245	2,645,831	-	656,289	2,728,956	19%	3,386,376	1,131
Management	87,884	1,272,884	1,251,280	-	110,345	1,162,539	9%	1,272,884	-
Legal	556,915	556,915	556,915	-	0	556,915	0%	556,915	-
Audit	30,000	30,000	0	-	0	30,000	0%	30,000	-
Treasury	254,726	254,726	249,916	-	45,944	208,782	18%	254,726	-
Human Resources	87,720	87,720	87,720	-	0	87,720	0%	87,720	-
Undefined Allowance	1,185,000	1,183,000	500,000	-	500,000	683,000	42%	1,184,131	1,131
Community Engagement	775,305	775,305	497,305	-	28,058	747,247	4%	775,305	-
Management	118,877	118,877	118,877	-	12,002	106,875	10%	118,877	-
Community Coordination	250,000	250,000	0	-	0	250,000	0%	250,000	-
Outreach	406,428	406,428	378,428	-	16,056	390,372	4%	406,428	-
Program Controls	1,472,640	1,472,640	1,472,640	-	88,437	1,384,203	6%	1,472,640	-
Management	387,840	387,840	387,840	-	12,430	375,410	3%	387,840	-
Cost Management	754,560	754,560	754,560	-	55,195	699,365	7%	754,560	-
Document Management	330,240	330,240	330,240	-	20,812	309,428	6%	330,240	-
Administration	2,568,238	2,635,238	2,608,068	2,000	385,595	2,249,643	15%	2,634,107	(1,131)
Management	641,280	641,280	641,280	-	48,782	592,498	8%	641,280	-
Facilities	1,283,297	1,285,297	1,389,062	2,000	300,763	984,534	23%	1,284,166	(1,131)
Information Technology	643,661	708,661	577,726	-	36,050	672,611	5%	708,661	-
Procurement & Contract Administration	74,112	74,112	74,112	-	0	74,112	0%	74,112	-
Procurement Management	74,112	74,112	74,112	-	0	74,112	0%	74,112	-

Section 3 | Budget *continued*

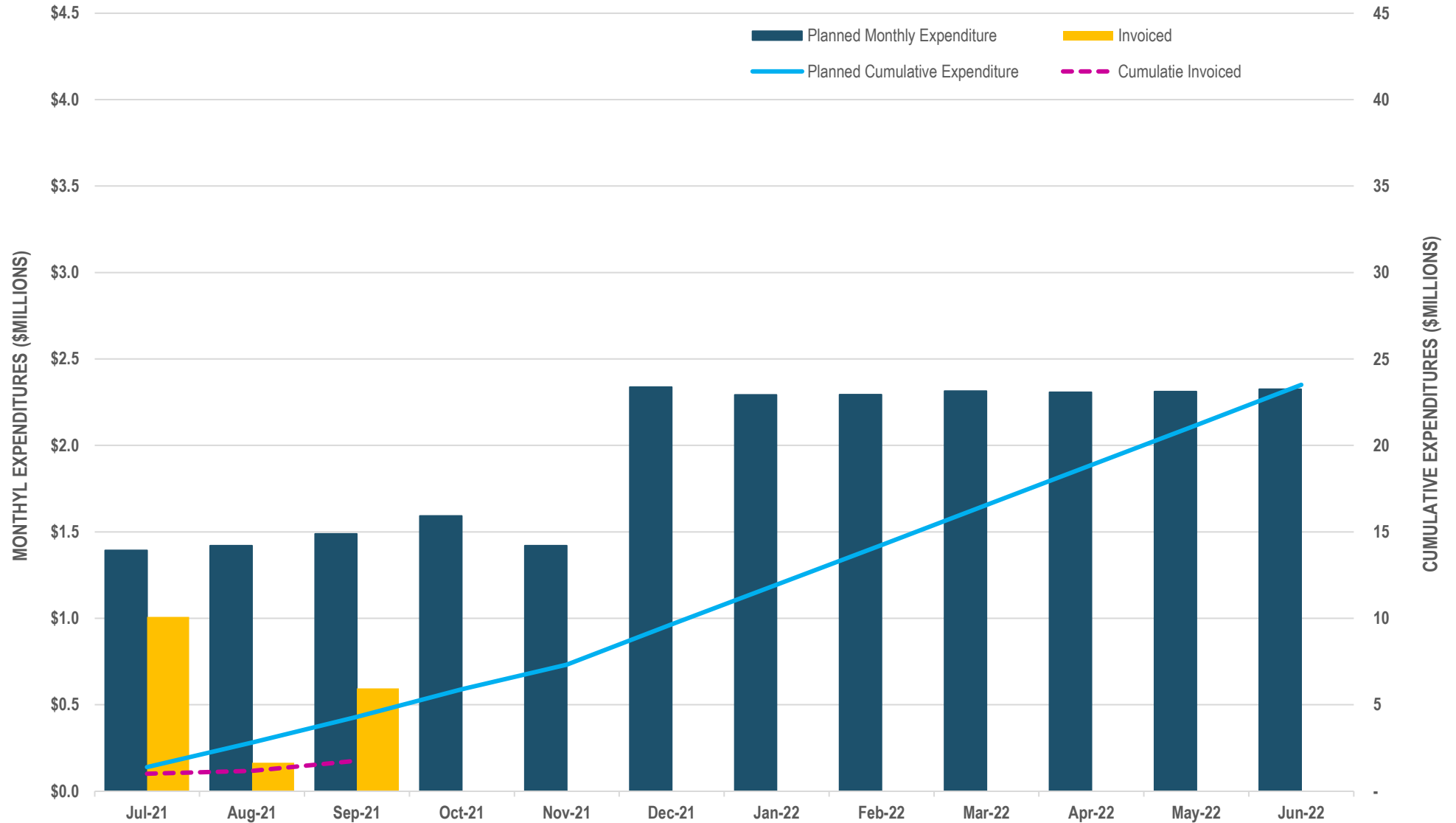
Table 2 | Budget Detail

Work Breakdown Structure	Original Budget	Current Budget	Commitments	Pending Commitments	Actuals Received	Remaining Budget	% of Budget Remaining	Estimate At Completion	Variance (Surplus)/Deficit
Property	516,280	516,280	395,280	-	42,528	473,752	8%	516,280	-
Management	245,280	245,280	245,280	-	18,599	226,681	8%	245,280	-
Property Agents	150,000	150,000	150,000	-	23,929	126,072	16%	150,000	-
Temporary Entrance Permits	121,000	121,000	0	-	0	121,000	0%	121,000	-
Permitting Management	560,534	560,534	560,534	-	43,633	516,901	8%	560,534	-
Management	560,534	560,534	560,534	-	43,633	516,901	8%	560,534	-
Health & Safety	21,600	21,600	21,600	-	0	21,600	0%	21,600	-
Management	21,600	21,600	21,600	-	0	21,600	0%	21,600	-
Quality Management	14,016	14,016	14,016	-	0	14,016	0%	14,016	-
Management & Auditing	14,016	14,016	14,016	-	0	14,016	0%	14,016	-
Engineering	7,617,456	8,367,456	7,617,450	-	481,745	7,885,711	6%	8,367,456	-
Management & Administration	900,316	900,316	900,316	-	78,504	821,812	9%	900,316	-
Engineering Support	4,436,666	4,436,666	4,436,660	-	278,671	4,157,995	6%	4,436,666	-
Facility Studies	2,280,474	2,280,474	2,280,474	-	124,570	2,155,904	5%	2,280,474	-
Undefined Allowance	0	750,000	0	-	0	750,000	0%	750,000	-
Fieldwork	5,677,574	5,677,574	1,129,574	-	41,969	5,635,605	1%	5,677,574	-
Management	544,675	544,675	544,675	-	33,321	511,354	6%	544,675	-
Geotechnical Work	4,548,000	4,548,000	0	-	0	4,548,000	0%	4,548,000	-
Environmental Monitoring	584,899	584,899	584,899	-	8,647	576,252	1%	584,899	-

Note: The undefined allowance includes a \$500K cash advance from DWR to be used for prepayments that have short payment windows.

Section 3 | Budget *continued*

Figure 1 | FY 21/22 Cash Flow



Section 4 | Contracts

Contracts. Table 3 summarizes the status of all active commitments within the DCA for the current fiscal year. Commitment changes are summarized in Table 4. There are no active procurements at this time. SBE/DVBE participation

in major contracts is summarized in Table 5. **S/DVBE Note:** DCA has only received one (1) SBE/DVBE vendor report at the end reporting period. This was anticipated at this stage in the fiscal year.

Table 3 | Contract Summary

Contract Description	Commitment Amount	Pending Commitments	Invoiced to Date	Percent Invoiced
180006 - Jacobs Engineering Group	\$ 9,266,843	-	\$ 542,104	6%
180008 - Hamner, Jewell & Associates	20,000	-	1,247	6%
180009 - Bender Rosenthal, Inc.	120,000	-	21,263	18%
190005 - Management Partners	567,800	-	89,000	16%
190009 - Parsons	3,394,236	-	221,424	7%
190011 - GV/HI Park Tower Owner, LLC	1,144,787	-	282,937	25%
190014 - Direct Technology	164,224	-	11,909	7%
190015 - Audio Visual Innovastions, Inc.	128,648	-	8,540	7%
190016 - Consolidated Communications, Inc.	51,951	-	6,194	12%
190017 - AT&T	35,451	-	3,959	11%
190019 - VMACommunications, Inc.	282,400	-	9,000	3%

Section 4 | Contracts *continued*

Table 3 | Contract Summary

Contract Description	Commitment Amount	Pending Commitments	Invoiced to Date	Percent Invoiced
190021 - RingCentral	144,522	-	7,673	5%
190022 - Caltronics Government Services	119,029	-	4,158	3%
190024 - Stakeholder Engagement Committee Stipened	17,000	-	-	0%
200003 - Best Best & Krieger	556,915	-	-	0%
200013 - Metropolitan Water District of S. California	312,512	-	8,788	3%
210005 - Alliant Insurance	26,190	-	26,190	100%
210010 - Gwen Buchholz, Permit Engineer Inc	150,000	-	9,500	6%
- Agreements <\$15K	33,901	2,000	14,367	42%

Table 4 | Commitment Changes

WBS Description	Current Budget	Change Request	% Change	Revised Budget	Description	Budget Source	Status (Pending, Approved)
Executive Office - Undefined Allowance	\$ 1,185,000	\$ (2,000)	-0.17%	\$ 1,183,000	Undefined Allowance	Executive Office Transfer	Approved
Verizon Wireless	\$ -	\$ 2,000	N/A	\$ 2,000	Wireless Internet Service	Information Tecnology Services	Approved

Section 4 | Contracts *continued*

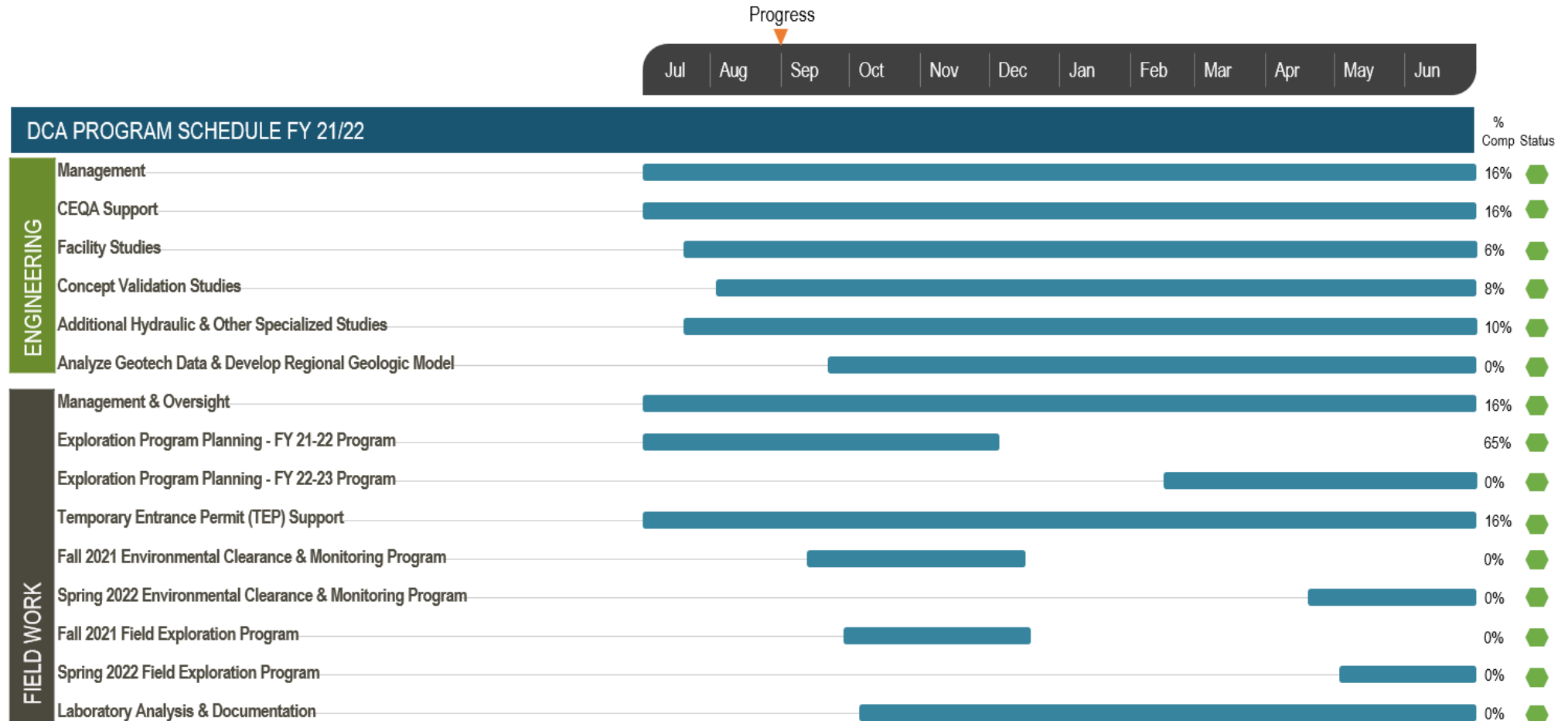
Table 5 | S/DVBE Status (FY 21/22)

	Commitment Amount	Invoiced to Date	Percent Committed	Percent Invoiced	
Delta Conveyance	\$ 16,536,410	\$ 1,268,253			
SBE Participation	1,726,909	123,190	10.4%	9.7%	
DVBE Participation	\$ 195,000	\$ 33,997	1.2%	2.7%	

Consultant	Curent Commitment	Percent of Total Commitment	Invoiced to Date	Percent Invoiced SBE/DVBE	SBE/DVBE Status
Jacobs Engineering Group	9,266,843	2.8%	542,104	6.9%	
Anchor	170,000	1.8%	25,655	4.7%	SBE/DVBE
EETS	10,000	0.1%	-	0.0%	SBE
JMA	10,000	0.1%	-	0.0%	SBE
JASpezzeria	25,000	0.3%	8,342	1.5%	DVBE
Nazparv	45,000	0.5%	3,660	0.7%	SBE
Parsons	3,394,236	31%	221,424	36.2%	
Chaves	1,060,480	31%	80,084	36%	SBE
Associated Right of Way Services, Inc.	10,000	100%	1,418	100%	SBE
Caltronics Government Services	119,029	100%	2,126	100%	SBE
Hamner Jewell & Associates	20,000	100%	1,247	100%	SBE
VMA Communications	282,400	100%	9,000	100%	SBE

Section 5 | Program Schedule

Schedule. The overall program for FY 21/22 is on schedule. The engineering team continues to press ahead with supporting the Environmental Team with environmental and permitting activities. The field work activities continue to lag somewhat due to on-going COVID-related delays with the Court Ordered Entry process, however, we are moving forward with a Fall 2021 Exploration Program in coordination with DCO.





DCA

DELTA CONVEYANCE DESIGN & CONSTRUCTION AUTHORITY



DCA Sr. Leadership Spotlight

Karen Askeland


ENVIRONMENTAL LIAISON

September 16, 2021 | Agenda Item 8b

WWW.DCDCA.ORG | WWW.WATER.CA.GOV/DELTA CONVEYANCE

Agenda

1. Background
2. Overview of Environmental Liaison Role
3. Current Priorities
4. Questions



Karen Askeland

- **Education**

- Bachelor of Science in Environmental Science and Management – UCD
- Master of Environmental Science and Management – UCSB, Bren School



Karen Askeland

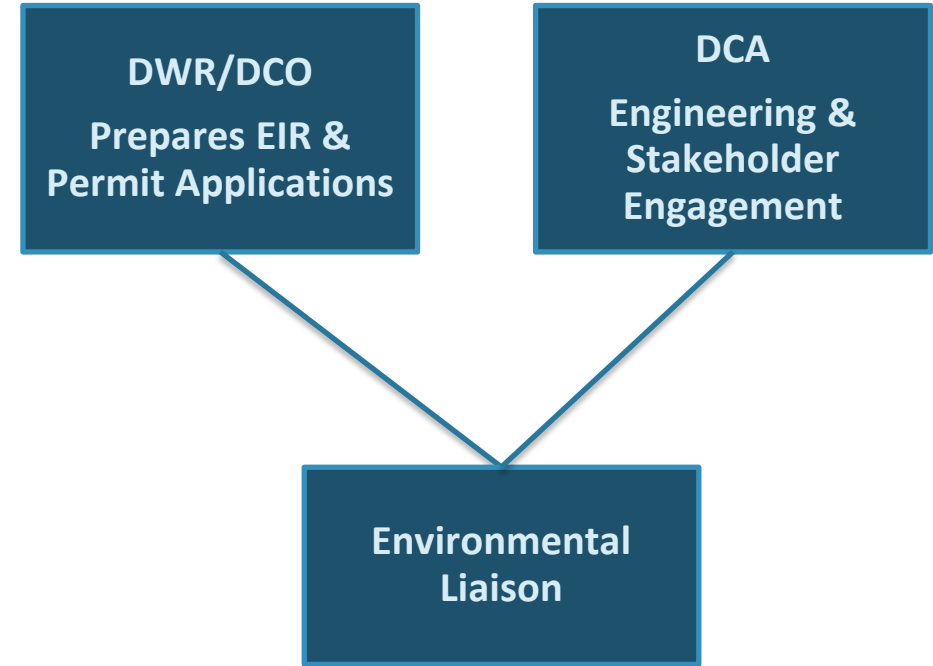
- Career
 - Communications at environmental nonprofit
 - Water Resources Planner at Jacobs Engineering
 - Climate change resiliency
 - Environmental Permitting
 - Delta Conveyance



DCA Environmental Liaison

• Primary Functions

- Serve as liaison between DCA Engineering Team and DWR Environmental Team
- Facilitate the transfer of engineering information to DWR
- Provide input to DCA design, field work, and stakeholder outreach teams



DCA Activities

- **Preparing Engineering Project Reports**
- **Reviewing DWR's Environmental Analyses**
- **Continued Coordination**



KAREN ASKELAND | DCA ENVIRONMENTAL LIAISON

Questions?

Board Memo

Contact: Julie Spezia, Stakeholder Engagement

Date: September 16, 2021, Board Meeting

Item No. 8c

Subject: Community Meetings to Discuss Plans for Twin Cities Launch Shaft Complex

Summary

Recently DCA and DWR staff met with three community groups: Reclamation District 1002, Point Pleasant, and The Nature Conservancy. These sessions were designed as DCA community engagement meetings with neighbors near the Twin Cities Launch Shaft Complex.—DCA staff briefed them on the latest concept designs, particularly the ring levee as a flood risk strategy for the launch shaft complex. The goal of the meeting was to hear from community stakeholders, while also sharing accurate and up to date information about the proposed project. We distributed map books in advance of each meeting and shared additional relevant materials at the meetings.

Detailed Report

Each meeting followed a similar agenda. DWR presented a very brief overview of roles and responsibilities of DWR, DCA and PWAs, as well as the proposed Delta Conveyance Project objectives. Graham Bradner and Phil Ryan from DCA followed, with presentations on overall project design, intakes, tunneling configurations (including shafts, traffic, and logistics), and plans for the Twin Cities Launch Shaft complex. Information on each meeting, in order of occurrence, follows:

1. During the meeting with Reclamation District (RD) 1002, the Reclamation District officers provided questions in advance, which Graham and Phil incorporated into their presentations. On the morning of the meeting, 14 community members participated and had over 40 additional questions. Many of the questions were about the project generally, with a focus on potential traffic impacts. DCA staff stayed an additional hour to answer additional questions.
2. The Nature Conservancy meeting covered much of the same material as the RD 1002 meeting, with some additional information regarding proposed plans for Staten Island and changes made to reduce impacts to terrestrial species in areas along Eastern, Central, and Bethany alignment alternatives.
3. The Point Pleasant community meeting followed the same agenda as RD 1002, and 9 community members participated. Graham and Phil were also able to meet with Walter Hoppe, a local resident knowledgeable on area flooding.

The RD 1002 meeting and Point Pleasant community meetings were in-person but took place outdoors, due to COVID restrictions. The Nature Conservancy meeting took place virtually as per their request.

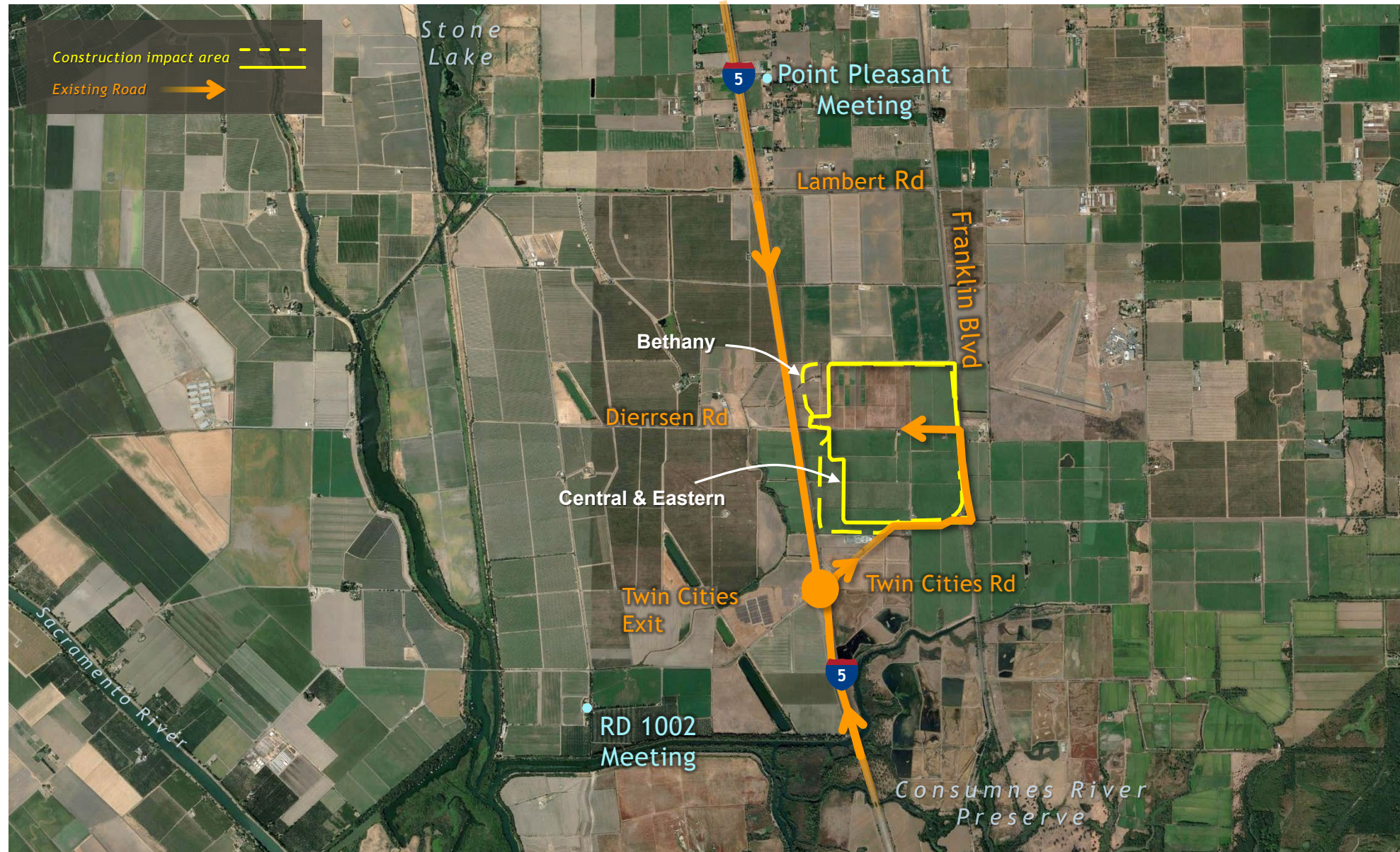
Recommended Action:

Information, only.

Attachments:

Attachment 1 - Map of communities near Twin Cities Complex

Twin Cities Launch Shaft Site Access Routes (Central & Eastern)



DCA Board Presentation

David Gloski
DCA Stakeholder Representative
September 15, 2021 | Agenda Item 8d

Who is David Gloski?

- Delta homeowner for over 20 years, on Bethel Island.
- Active delta boater, water-skier, and fisherman
- Engineer by training
 - Nuclear and Mechanical
 - Rensselaer and MIT
 - Focus on flows, energy, and environment.
- Small business entrepreneur around environmental software and SaaS
- Active with DWR around the False River Barrier in 2015 and flow modeling
- Currently on the Franks Tract Futures Project Advisory Committee

Financial Benefits

- I addressed this board 14 months ago
- My message was to be a good neighbor and show empathy
- I pushed for discussions of benefits
- Happy to see this progressing with the concept of the Delta Fund

Design Change Benefits

- For the last year I have been identifying in meetings that benefits should be more than financial, there are solid benefits from the project that should be realized for everyone's benefit in the Delta.
- Ability to Deliver Fresh Water to the South Delta
 - Better water quality and emergency response to levee breaks, terrorism, or climate change impacts
 - Was in the Peripheral Canal design of the 1970s
- Ability to have Redundancy Between Two Pumping Systems
 - Better economics, water quality, and emergency response to levee breaks, terrorism, or climate change impacts
 - Surprised to find any new design, built alongside an old design, would not have built in complete operational redundancy

Peripheral Canal Design Benefit Now Eliminated

- Peripheral Canal Design included 6300 cfs able to be delivered to the Delta.

Location	Design Capacity (cfs)
Snodgrass Slough West	400
Beaver Slough West	150
Beaver Slough East	100
Sycamore Slough West	150
Sycamore Slough East	100
White Slough West	600
White Slough East	600
Fourteenmile Slough East	100
San Joaquin River	600
Whiskey Slough West	100
Middle River East	2,200 ^{a/}
Old River West	1,200
Total Release Capacity	6,300

- This table is taken from the Env Impact Report of the 1970s
- There was a reason this was designed in and accounted for then. This knowledge should be recovered and recovered in the new design.

Implore You to Act After this Meeting

- Please ask the staff to inform you of what I am presenting
- Have me present if you want to ask some tough questions and experience the discussion
- To date, while staff has accommodated me having discussions with many Delta experts, I have seen little movement when I indicate that my discussions with these experts support my statements.
- Yes, the design changes will cost time and money, but they are smart and they should be considered if one cares about the Delta and has a true desire to be a good neighbor and partner in the Delta.
- The Delta should be able to benefit from the project physically and operationally and not just financially

Delta Not Well Represented

- When meeting with various Delta organizations and experts, I have been appalled to find out that there seems to be no one that has the charter to really look out overall for the Delta nature and its people. They can execute in their swim lanes (charters), but there is no organization looking out for the future of the Delta in general.
- Not resolvable by the DCA
- I believe there should be someone who lives and works in the Delta and cares about it to be a member of this DCA board. The fact that there is no representation in that manner means an important voice is not represented at the highest level.

The background of the slide is a photograph of a bright blue sky filled with numerous white, fluffy clouds. The clouds are scattered across the frame, with some appearing larger and more detailed than others. The overall tone is positive and open.

Thank you

David Gloski
david@gloski.com

General Counsel's Report

Contact: Josh Nelson, General Counsel

Agenda Date: September 16, 2021, Board Meeting

Item No. 9a

Subject: Status Update

Summary:

The General Counsel continues to assist the DCA on legal matters as requested.

Detailed Report:

The General Counsel continues to assist staff as necessary. The past two months this has included developing and implementing new COVID protocols to align with the evolving state and local mandates. As an example, Sacramento County has implemented an indoor mask mandate in offices and other public places based on rising cases due to the Delta variant. We have also assisted staff with preparing for the upcoming geotechnical procurement. In addition, we helped with a number of the stakeholder outreach efforts.

Of note, we continue to monitor the status of the Brown Act rules for remote meetings. Executive Order N-08-21 will sunset at the end of this month, and staff has been working to ensure the Board chambers are available for a hybrid meeting in November. Given the recent rise in cases, it is possible that the Governor may extend the executive order. In addition, AB 361 was recently adopted by the Legislature. This urgency legislation permits remote meetings without the default Brown Act requirements during a state of emergency if (1) social distancing is recommended or (2) meeting in person would present imminent risks to health or safety of attendees. Agencies would need to make findings to support remote meetings. We will monitor this bill and let the Board know if it is signed by the Governor. As an urgency bill, it would take effect immediately.

Lastly and as noted in prior reports, we continue to assist with other legal matters as necessary. These matters are confidential and not appropriate for discussion in a public report.

Recommended Action:

Information, only.

Treasurer's Report

Contact: Katano Kasaine, Treasurer

Date: September 16, 2021

Item No. 9b.1

Subject: Treasurer's Monthly Report, June 2021 (Preliminary)

Summary:

The beginning cash balance for the Delta Conveyance Design and Construction Joint Powers Authority (Authority) at June 1, 2021 was \$2,208,990. During June 2021, receipts totaled \$524,310 representing contributions from the Department of Water Resources, Delta Conveyance Office (DCO) for payment of the Authority's obligations. Total disbursements for the month were \$2,038,573. The ending cash balance at June 30, 2021 was \$694,727.

As of June 30, 2021, the Authority's receivables totaled \$2,825,742 consisting of 11 invoices to the DCO.

As of June 30, 2021, prepaid expenses were \$123,500, total accounts payable were \$2,720,579, and total net position was \$923,390.

Attachment 1 consists of financial statements for the month ended June 2021, a schedule of Invoices Paid through June 2021, and Aging Schedules for Accounts Payable and Accounts Receivable as of June 30, 2021.

Attachment 2 consists of Budget versus Actuals by Appropriation through June 2021. Year-to-date actual expenses were \$1.4 million lower than budget.

Detailed Report:

See attached statements.

Recommended Action:

Information, only.

Attachments:

Attachment 1 – June 2021 Authority Financial Statements

Attachment 2 – June 2021 Budget versus Actuals by Appropriation



**DELTA CONVEYANCE DESIGN AND CONSTRUCTION
JOINT POWERS AUTHORITY
Preliminary Financial Statements
Year Ended June 30, 2021**

**DELTA CONVEYANCE DESIGN AND CONSTRUCTION JOINT POWERS AUTHORITY**

Statement of Net Position

As of June 30, 2021

Assets:

Cash	\$	694,727
Accounts receivable		2,825,742
Prepays		<u>123,500</u>
Total assets	\$	<u><u>3,643,969</u></u>

Liabilities:

Accounts payable	\$	<u>2,720,579</u>
Total liabilities		2,720,579

Net position:⁽¹⁾

		<u>923,390</u>
Total liabilities and net position	\$	<u><u>3,643,969</u></u>

⁽¹⁾ Capital contributions received and costs incurred that were previously reported as capital contributions and construction in progress (CIP), respectively, through June 30, 2020 have been reclassified or expensed, respectively, as the current state of the Delta Conveyance Project does not meet the capitalization criteria of U.S. Generally Accepted Accounting Principles (U.S. GAAP).

**DELTA CONVEYANCE DESIGN AND CONSTRUCTION JOINT POWERS AUTHORITY**

Statements of Cash Receipts and Disbursements

	Month Ended Jun '21	Year to Date Jul '20-Jun '21
Receipts:		
Contributions ⁽¹⁾	\$ 524,310	\$ 32,383,371
Disbursements:		
Environmental planning and design		
Program management	47,885	2,353,193
Stakeholder engagement	49,303	1,172,888
Project controls	126,857	2,691,129
Office administration	218,535	3,779,855
Property access and acquisition	18,546	557,895
Permitting management	84,155	798,706
Health and safety	—	11,700
Quality management	—	5,621
Engineering	645,026	17,414,965
Fieldwork	848,266	3,625,932
Total disbursements	2,038,573	32,411,884
Net changes in cash	(1,514,263)	(28,513)
Cash at July 1, 2020	—	723,240
Cash at June 1, 2021	2,208,990	—
Cash at June 30, 2021	\$ 694,727	\$ 694,727

⁽¹⁾ California Department of Water Resources (DWR) contributions invoiced through the Delta Conveyance Office (DCO).

**DELTA CONVEYANCE DESIGN AND CONSTRUCTION JOINT POWERS AUTHORITY**

Statements of Revenues, Expenses and Changes in Net Position

	Month Ended Jun '21	Year to Date Jul '20-Jun '21
Revenues:		
Contributions ⁽¹⁾	\$ 1,916,948	\$ 25,616,321
Expenses:		
Environmental planning and design		
Program management	164,142	2,046,047
Stakeholder engagement	32,873	977,078
Project controls	117,525	1,885,744
Office administration	207,677	3,305,252
Property access and acquisition	226,930	834,364
Permitting management	58,183	902,100
Health and safety	—	11,700
Quality management	—	5,621
Engineering	643,058	11,547,081
Fieldwork	489,478	4,099,454
Total expenses	1,939,866	25,614,441
Changes in net position	(22,918)	1,880
Net position at June 30, 2020 ⁽²⁾	—	921,510
Net position at May 31, 2021	946,308	—
Net position at June 30, 2021	\$ 923,390	\$ 923,390

* Balances may include prior month accruals that were not previously captured due to timing.

⁽¹⁾ DWR contributions invoiced through the DCO.

⁽²⁾ Capital contributions received and costs incurred that were previously reported as capital contributions and CIP, respectively, through June 30, 2020 have been reclassified or expensed, respectively, as the current state of the Delta Conveyance Project does not meet the capitalization criteria of U.S. GAAP.



DELTA CONVEYANCE DESIGN AND CONSTRUCTION JOINT POWERS AUTHORITY

Schedule of Invoices Paid
for the Twelve Months Ended June 30, 2021

Vendor	Invoice #	Invoice Date	Payment Date	Period of Expense	Invoice Amount	Amount Paid
1 Convergent Systems	1036975	03/09/20	07/01/20	03/09/20	\$ 212	\$ 212
2 Carashoft Technology Corp	IN789796	06/12/20	07/06/20	05/06/20-05/05/21	1,449	1,449
3 Prime US-Park Tower LLC	202008003	08/01/20	07/17/20	08/01/20-08/31/20	66,309	66,307
4 Caltronics Business Systems	3037233	05/26/20	07/17/20	04/21/20-05/20/20	3,991	3,991
5 Miles Treaster & Associates	41060	05/27/20	07/17/20	05/27/20	1,732	1,732
6 Foliate dba Plant Domaine	496061	06/01/20	07/17/20	06/01/20-06/30/20	463	463
7 Foliate dba Plant Domaine	496062	06/01/20	07/17/20	06/01/20-06/30/20	695	695
8 Miles Treaster & Associates	41048	05/26/20	07/17/20	05/26/20	7,935	7,935
9 Stakeholder Committee Member	009	06/24/20	07/17/20	06/24/20	4,000	4,000
10 Ring Central	CD_000130405	06/21/20	07/17/20	05/28/20-06/27/20	3,586	3,408
11 AT&T	9652175500	06/16/20	07/17/20	06/19/20-07/18/20	7,673	1,607
12 Bank of America	N/A**	07/21/20	07/21/20	07/21/20	482	482
13 Jacobs	W8X97002-10	05/18/20	07/27/20	03/28/20-04/24/20	2,442,239	2,442,239
14 Parsons	2004C141	04/24/20	07/27/20	01/01/20-03/27/20	557,509	557,509
15 Jacobs	W8X97002-09	04/24/20	07/27/20	02/01/20-03/27/20	2,826,846	2,826,846
16 Audio Visual Innovations	1421272	06/23/20	07/27/20	01/01/20-05/31/20	256,972	256,972
17 The Sextant Group	20200888	04/30/20	08/05/20	03/29/20-04/25/20	1,618	1,165
18 Direct Technology	178962	05/31/20	08/05/20	05/01/20-05/31/20	36,190	36,190
19 VMA Communications	DCA20May	05/31/20	08/05/20	05/01/20-05/31/20	31,271	31,271
20 Liberty Mutual Insurance	BKS61612217	07/07/20	08/10/20	07/01/20-06/30/21	9,084	9,084
21 Best, Best, & Krieger	877700	05/31/20	08/14/20	04/01/20-04/30/20	53,392	52,892
22 Consolidated Communications	MAY005	05/15/20	08/14/20	05/15/20-06/14/20	4,671	4,671
23 Consolidated Communications	JUN006	06/15/20	08/14/20	06/15/20-07/14/20	4,593	4,593
24 Parsons	2006B528	06/19/20	08/14/20	01/31/20-05/29/20	553,499	538,069
25 Management Partners	INV08611	06/15/20	08/14/20	05/14/20-06/13/20	47,250	47,250
26 Parsons	2005A625	05/15/20	08/24/20	03/28/20-04/24/20	500,338	500,338
27 The Sextant Group	20201065	05/31/20	08/24/20	05/01/20-05/31/20	1,433	1,433
28 Porter Consulting LLC	3185	01/01/20	08/24/20	12/01/19-12/31/19	3,960	3,960
29 Porter Consulting LLC	3225	02/01/20	08/24/20	01/01/20-01/31/20	6,435	6,435
30 Porter Consulting LLC	3295	02/29/20	08/24/20	02/01/20-02/29/20	2,805	2,805
31 Porter Consulting LLC	3350	04/01/20	08/24/20	03/01/20-03/31/20	3,795	3,795
32 Porter Consulting LLC	3371	05/01/20	08/24/20	04/01/20-04/30/20	3,218	3,218
33 Porter Consulting LLC	3426	05/31/20	08/24/20	05/01/20-05/31/20	2,227	2,227
34 Direct Technology	178964	06/09/20	08/24/20	06/01/20-06/30/20	57,635	57,635
35 Jacobs	W8X97002-11	06/11/20	08/24/20	04/24/20-05/29/20	2,127,649	2,127,649
36 Metropolitan Water District of So. Ca	501675ADMINITREAS	06/12/20	08/24/20	02/01/20-05/31/20	191,878	191,452
37 Caltronics Business Systems	3056002	06/26/20	08/24/20	05/21/20-06/20/20	4,091	4,091
38 Parsons	2003B285	03/27/20	08/24/20	01/04/20-02/07/20	19,335	19,335
39 Crossover Capital Group (AP42)	270	06/29/20	08/24/20	06/01/20-06/29/20	33,250	33,250
40 Ring Central	CD_000148297	07/22/20	08/24/20	06/28/20-07/27/20	3,615	3,615
41 Ring Central	1149559	08/18/20	08/28/20	03/28/20-06/27/20	1,382	1,382
42 Alliant	1434900	08/18/20	08/28/20	08/13/20-08/31/20	26,212	26,212
43 Prime US-Park Tower LLC	202009004	09/01/20	08/28/20	09/01/20-09/30/20	66,307	66,307
44 Bank of America	N/A*	08/03/20	09/01/20	08/03/20	8,306	8,306
45 Miles Treaster & Associates	40679-2	03/23/20	09/08/20	03/23/20	238	238
46 Best, Best, & Krieger	879846	06/26/20	09/08/20	05/01/20-06/01/20	39,903	39,517
47 VMA Communications	DCA20June	06/30/20	09/08/20	06/01/20-06/30/20	31,271	31,271
48 Metropolitan Water District of So. Ca	501680ADMINITREAS	07/08/20	09/08/20	06/01/20-06/30/20	26,481	26,481
49 Stakeholder Committee Member	010	07/22/20	09/08/20	07/22/20	4,000	4,000
50 Foliate dba Plant Domaine	496320	07/01/20	09/16/20	07/01/20-07/31/20	463	463
51 Foliate dba Plant Domaine	496321	07/01/20	09/16/20	07/01/20-07/31/20	695	695
52 Parsons	2004C142	05/01/20	09/16/20	02/08/20-02/28/20	16,246	12,174
53 Psomas	164376	07/14/20	09/16/20	06/01/20-06/30/20	23,100	23,100
54 Stakeholder Committee Member	011	08/27/20	09/16/20	08/27/20	4,000	4,000
55 Caltronics Business Systems	3093312	08/31/20	09/16/20	07/21/20-08/20/20	4,108	4,108
56 AT&T	8572036503	07/19/20	09/21/20	07/19/20	2,447	2,447
57 AT&T	1037226502	08/19/20	09/21/20	08/19/20	2,447	2,447
58 AT&T	9652175500-2	06/16/20	09/21/20	06/19/20-07/18/20	6,067	6,067
59 Liberty Mutual Insurance (refund)	0070693128	09/24/20	09/24/20	07/25/19-07/25/20	(12)	(12)
60 Consolidated Communications	JUL007	07/15/20	09/25/20	07/15/20-08/14/20	4,593	4,593
61 Prime US-Park Tower LLC	202010005	10/01/20	09/25/20	10/01/20-10/31/20	77,692	66,307

*Auto-withdrawal for Bank of America Line of Credit fee.



DELTA CONVEYANCE DESIGN AND CONSTRUCTION JOINT POWERS AUTHORITY

Schedule of Invoices Paid
for the Twelve Months Ended June 30, 2021
(Continued)

Vendor	Invoice #	Invoice Date	Payment Date	Period of Expense	Invoice Amount	Amount Paid
62 Jacobs	W8X97002-05EXP	05/20/20	09/30/20	09/01/19-11/30/19	11,607	7,413
63 Best, Best, & Krieger	882141	07/23/20	09/30/20	03/01/20-06/30/20	59,538	59,531
64 Ring Central	CD_000157520	08/21/20	09/30/20	07/28/20	3,671	3,671
65 Parsons	2006A960	06/30/20	10/07/20	03/28/20-04/24/20	8,236	6,332
66 Parsons	2005C370	05/29/20	10/07/20	02/16/20-03/27/20	7,037	6,383
67 Prime US-Park Tower LLC	INV000081720	08/17/20	10/07/20	06/30/20	694,989	694,989
68 Ring Central	CD_000166893	09/21/20	10/07/20	08/28/20	3,741	3,741
69 Consolidated Communications	09SEP	09/15/20	10/07/20	09/15/20	4,593	4,593
70 Caltronics Business Systems	3073878	07/28/20	10/09/20	06/21/20-07/30/20	4,010	4,010
71 Caltronics Business Systems	3110000	09/28/20	10/09/20	08/21/20	4,085	4,085
72 AT&T	0530107508	09/19/20	10/09/20	09/19/20	2,447	2,447
73 Management Partners	INV08680	07/14/20	10/23/20	06/14/20-07/13/20	47,250	47,250
74 Jacobs	W8X97002-12	07/16/20	10/23/20	05/30/20-06/30/20	2,308,464	2,308,464
75 Keogh Multimedia	MK-2020-02	08/25/20	10/23/20	05/01/20-06/30/20	675	675
76 Parsons	2008A844	08/17/20	10/23/20	02/18/20-06/30/20	5,785	5,681
77 Foliate dba Plant Domaine	496590	08/01/20	10/23/20	08/01/20-08/31/20	463	463
78 Foliate dba Plant Domaine	496591	08/01/20	10/23/20	08/01/20-08/31/20	695	695
79 DirectApps Inc. (Direct Technology)	180000	08/25/20	10/23/20	06/01/20-06/30/20	1,560	1,560
80 Management Partners	INV08761	08/17/20	10/23/20	07/14/20-08/13/20	47,250	47,250
81 Consolidated Communications	AUG008	08/15/20	10/23/20	08/15/20	4,593	4,593
82 Stakeholder Committee Member	012	09/30/20	10/23/20	09/23/20	4,000	4,000
83 Foliate dba Plant Domaine	496861	09/01/20	10/23/20	09/01/20-09/30/20	463	463
84 Foliate dba Plant Domaine	496862	09/01/20	10/23/20	09/01/20-09/30/20	695	695
85 Keogh Multimedia	MK-2020-03	08/25/20	10/23/20	07/01/20-07/31/20	225	225
86 VMA Communications	DCA20July	08/01/20	10/23/20	07/01/20-07/31/20	31,271	31,271
87 VMA Communications	DCA20Aug	08/31/20	10/23/20	08/01/20-08/31/20	31,271	31,271
88 Prime US-Park Tower LLC	202010006	10/22/20	11/02/20	11/01/20-11/30/20	27,008	27,008
89 Consolidated Communications	OCT010	10/15/20	11/10/20	10/15/20	4,594	4,594
90 Ring Central	CD_000176543	10/21/20	11/10/20	09/28/20	3,786	3,786
91 AT&T	6822436506	10/19/20	11/10/20	09/19/20	2,540	2,540
92 Planetbids	0520198	05/18/20	11/16/20	08/13/19-08/12/20	22,625	22,625
93 Fugro USA Land, Inc.	04.00172510-1	08/10/20	11/16/20	07/01/20-07/31/20	87,532	87,532
94 e-Builder	9529	09/09/20	11/16/20	10/27/20-10/26/21	167,102	167,102
95 Fugro USA Land, Inc.	04.00172510-2	09/10/20	11/16/20	08/01/20-08/28/20	198,216	198,216
96 Jacobs	W8X97003-01	08/31/20	11/16/20	07/01/20-07/31/20	1,292,320	1,292,320
97 Parsons	2009C182	09/18/20	11/24/20	05/30/20-06/30/20	431,376	430,333
98 The Perfect Fit Films	7	09/29/20	11/24/20	08/07/20	750	750
99 Psomas	165761	09/17/20	11/24/20	07/01/20-09/30/20	84,432	84,432
100 Management Partners	INV08827	09/15/20	11/24/20	08/14/20-09/13/20	47,250	47,250
101 DirectApps Inc. (Direct Technology)	179954A	08/27/20	11/24/20	07/01/20-07/31/20	40,265	40,265
102 ARWS	18481	08/04/20	11/24/20	07/01/20-07/31/20	4,470	4,470
103 ARWS	18539	09/02/20	11/24/20	08/01/20-08/31/20	6,346	6,346
104 Bender Rosenthal, Inc.	18250.03-1	08/31/20	11/24/20	07/17/20-08/28/20	8,400	8,400
105 Foliate dba Plant Domaine	497145	09/28/20	11/24/20	10/01/20-10/31/20	695	695
106 Foliate dba Plant Domaine	497144	09/28/20	11/24/20	10/01/20-10/31/20	463	463
107 DirectApps Inc. (Direct Technology)	180255	08/31/20	11/24/20	08/01/20-08/31/20	29,607	29,607
108 Best, Best, & Krieger	886882	09/30/20	11/24/20	08/01/20-08/31/20	55,236	55,236
109 Best, Best, & Krieger	884462	08/27/20	11/24/20	07/01/20-07/31/20	38,788	38,788
110 Parsons	2009C140	09/18/20	11/24/20	07/01/20-07/31/20	420,218	420,155
111 e-Builder (refund)	WIRE	11/25/20	11/25/20	09/15/20-09/17/20	(916)	(916)
112 Prime US-Park Tower LLC	202010007	11/24/20	12/04/20	12/01/20-12/31/20	66,307	66,307
113 Caltronics Business Systems	3142379	11/19/20	12/09/20	11/19/20	1,400	1,400
114 Stakeholder Committee Member	013	11/16/20	12/09/20	11/05/20	4,500	4,500
115 Caltronics Business Systems	3143676	11/23/20	12/09/20	10/21/20-11/20/20	2,807	2,807
116 Ring Central	CD_000186524	11/21/20	12/09/20	10/28/20-11/27/20	3,822	3,822
117 AT&T	1300188504	11/19/20	12/16/20	11/19/20	2,447	2,447
118 Audio Visual Innovations	1454039	09/24/20	12/22/20	10/07/19-09/30/20	31,666	31,666
119 The Sextant Group	20200668	03/31/20	12/22/20	03/01/20-03/31/20	1,758	1,758
120 The Sextant Group	20201132	06/30/20	12/22/20	06/01/20-06/30/20	500	500
121 Caltronics Business Systems	3127802	10/27/20	12/22/20	09/21/20-10/20/20	4,061	4,061
122 Hamner, Jewell & Associates	200451	09/28/20	12/22/20	07/01/20-07/31/20	7,531	7,531

DELTA CONVEYANCE DESIGN AND CONSTRUCTION JOINT POWERS AUTHORITY

Schedule of Invoices Paid
for the Twelve Months Ended June 30, 2021
(Continued)

Vendor	Invoice #	Invoice Date	Payment Date	Period of Expense	Invoice Amount	Amount Paid
123 Best, Best, & Krieger	889178	10/26/20	12/22/20	09/01/20-09/30/20	45,089	45,089
124 The Sextant Group	20201467	08/01/20	12/22/20	07/01/20-07/31/20	655	655
125 The Sextant Group	20201663	08/31/20	12/22/20	08/01/20-08/31/20	419	419
126 The Sextant Group	20201891	09/30/20	12/22/20	09/01/20-09/30/20	1,461	1,461
127 Fugro USA Land, Inc.	04.00172510-3	10/09/20	01/05/21	08/29/20-10/02/20	253,408	253,408
128 Stakeholder Committee Members	14	12/12/20	01/11/21	12/09/20	4,250	4,250
129 AT&T	2109929503	12/19/21	01/11/21	12/19/20-01/18/21	2,448	2,448
130 Caltronics Business Systems	3163694	12/30/21	01/11/21	11/21/20-12/20/20	1,845	1,845
131 Ring Central	CD_000196691	12/21/21	01/11/21	11/28/20-12/27/20	3,820	3,820
132 Jacobs	W8X97003-02	10/08/20	01/15/21	08/01/20-08/31/20	1,051,324	1,051,324
133 KPMG, LLP	8003337698	11/19/20	01/15/21	11/01/20-11/30/20	25,000	25,000
134 Prime US-Park Tower LLC	202110008	01/04/21	01/15/21	01/01/21-01/31/21	68,524	68,524
135 Bender Rosenthal, Inc.	18250.03-2	09/30/20	01/20/21	08/29/20-09/25/20	10,465	10,465
136 ARWS	18640	10/07/20	01/20/21	09/01/20-09/30/20	7,045	7,045
137 Management Partners	INV08893	10/14/20	01/20/21	09/14/20-10/13/20	47,250	47,250
138 VMA Communications	DCA20Sept	09/30/20	01/20/21	09/01/20-09/30/20	31,271	31,271
139 DirectApps Inc. (Direct Technology)	180495	09/30/20	01/20/21	09/01/20-09/30/20	28,690	28,690
140 ARWS	18740	11/04/20	01/20/21	10/01/20-10/31/20	6,647	6,647
141 Management Partners	INV08968	11/16/20	01/20/21	10/14/20-11/13/20	47,250	47,250
142 DirectApps Inc. (Direct Technology)	181022	10/31/20	01/20/21	10/01/20-10/31/20	28,721	28,721
143 Best, Best, & Krieger	891509	11/16/20	01/20/21	10/01/20-10/31/20	33,008	33,008
144 Signs Now	97067	10/29/20	01/20/21	09/15/20	10,793	10,793
145 VMA Communications	DCA20Oct	10/31/20	01/20/21	10/01/20-10/31/20	10,345	10,345
146 San Joaquin County Public Works	14431	10/09/20	02/03/21	10/01/20-12/31/20	1,500	1,500
147 Ring Central	CD_000207182	01/21/21	02/03/21	12/28/20-01/27/21	3,328	3,328
148 Prime US-Park Tower LLC	202110009	01/27/21	02/03/21	02/01/21-02/28/21	68,524	68,524
149 Jacobs	W8X97002-06 EXP	11/05/20	02/08/21	12/01/19-12/31/19	32,749	30,836
150 Crossover Capital Group (AP42)	312	12/09/20	02/10/21	07/01/20-12/09/20	20,142	20,142
151 Parsons	2011A922	11/10/20	02/22/21	09/26/20-10/30/20	409,329	409,329
152 Parsons	2010B783	12/03/20	02/22/21	08/29/20-09/25/20	324,675	324,675
153 Parsons	2009C552	09/25/20	02/22/21	08/01/20-08/28/20	368,084	368,084
154 Bender Rosenthal, Inc.	18250.03-3	10/31/20	02/22/21	09/26/20-10/30/20	30,127	30,127
155 Metropolitan Water District of So. Ca	501717	10/19/20	02/22/21	07/01/20-07/31/20	28,492	28,303
156 Metropolitan Water District of So. Ca	501719	10/20/20	02/22/21	08/01/20-08/31/20	22,806	22,806
157 Metropolitan Water District of So. Ca	501726	11/12/20	02/22/21	09/01/20-09/30/20	19,777	19,777
158 Metropolitan Water District of So. Ca	501727	11/19/20	02/22/21	10/01/20-10/31/20	25,913	25,913
159 Spark Street Associates	2679	12/21/20	02/22/21	03/11/20	5,460	5,460
160 DirectApps Inc. (Direct Technology)	181379	11/30/20	02/22/21	11/01/20-11/30/20	14,875	14,875
161 Jambo (Silvacom Ltd)	28560	12/02/20	02/22/21	12/02/20-12/01/21	34,920	34,920
162 Management Partners	INV09043	12/14/20	02/22/21	11/14/20-12/13/20	47,250	47,250
163 Hamner, Jewell & Associates	200452	09/30/20	02/22/21	08/01/20-08/31/20	17,931	17,931
164 Parsons	2012A287	12/10/20	02/22/21	10/31/20-11/27/20	223,305	223,305
165 Fugro USA Land, Inc.	04.00172510-5	11/10/20	02/22/21	10/03/20-10/30/20	228,644	228,644
166 Fugro USA Land, Inc.	04.00172510-6	12/10/20	02/22/21	10/30/20-11/27/20	387,291	387,291
167 Jacobs	W8X97003-03R2	12/10/20	02/22/21	08/29/20-10/02/20	1,268,694	1,268,694
168 Metropolitan Water District of So. Ca	501734	12/29/20	02/22/21	11/01/20-11/30/20	19,925	19,925
169 Caltronics Business Systems	3181260	01/29/21	02/22/21	12/21/20-01/20/21	1,757	1,757
170 The Sextant Group	185704	10/31/20	02/24/21	10/01/20-10/31/20	940	940
171 VMA Communications	DCA20Nov	11/30/20	02/24/21	11/01/20-11/30/20	31,269	31,269
172 ACWA	21JAN001	11/07/20	02/24/21	01/01/21-12/31/21	563	563
173 Bender Rosenthal, Inc.	18250.03-04	11/30/20	03/01/21	10/31/20-11/28/20	21,916	21,916
174 DirectApps Inc. (Direct Technology)	181794	12/31/20	03/01/21	12/01/20-12/31/20	14,820	14,820
175 Fugro USA Land, Inc.	04.00172510-4	11/10/20	03/01/21	10/02/20-10/30/20	311,095	311,095
176 Hamner, Jewell & Associates	200584	12/02/20	03/01/21	10/01/20-10/31/20	23,582	23,582
177 Hamner, Jewell & Associates	200581	11/21/20	03/01/21	09/01/20-09/30/20	25,491	25,491
178 Hamner, Jewell & Associates	200628	12/11/20	03/01/21	11/01/20-11/30/20	15,636	15,636
179 Jacobs	W8X97003-04	12/18/20	03/01/21	10/03/20-10/30/20	1,466,252	1,466,252
180 Jacobs	W8X97003-05	01/04/21	03/01/21	09/18/20-11/27/20	1,011,865	1,011,865
181 Keogh Multimedia	MK-2021-02	01/05/21	03/01/21	10/01/20-12/31/20	2,425	2,425
182 Parsons	2101B502	01/08/21	03/01/21	11/28/20-12/25/20	234,390	234,390
183 Spark Street Associates	2695	01/06/21	03/01/21	07/16/20-12/17/20	1,125	1,125



DELTA CONVEYANCE DESIGN AND CONSTRUCTION JOINT POWERS AUTHORITY

Schedule of Invoices Paid
for the Twelve Months Ended June 30, 2021
(Continued)

Vendor	Invoice #	Invoice Date	Payment Date	Period of Expense	Invoice Amount	Amount Paid
184 Spark Street Associates	2693	01/05/21	03/01/21	06/18/20-06/24/20	400	400
185 ARWS (Associated Right of Way Services, Inc.)	18772	12/02/20	03/03/21	11/01/20-11/30/20	6,336	6,336
186 Caltronics Business Systems	3196074	02/22/21	03/03/21	01/21/21-02/20/21	1,862	1,862
187 Ring Central	CD_000217789	02/21/21	03/03/21	01/28/21-02/27/21	3,809	3,809
188 VMA Communications	DCA20Dec	01/13/21	03/03/21	12/01/20-12/31/20	31,269	31,269
189 Bender Rosenthal, Inc.	18250.03-5R	12/21/20	03/08/21	11/28/20-12/25/20	19,010	19,010
190 Fugro USA Land, Inc.	04.00172510-7 Rev1	01/11/20	03/08/21	11/27/20-01/11/21	433,382	433,382
191 Prime US-Park Tower LLC	202110010	02/26/21	03/08/21	03/01/21-03/31/21	71,904	71,904
192 Stakeholder Committee Member	015	02/25/21	03/17/21	02/24/21	3,750	3,500
193 ARWS (Associated Right of Way Services, Inc.)	18916	01/05/21	03/26/21	12/01/20-12/31/20	3,358	3,358
194 ARWS (Associated Right of Way Services, Inc.)	18962	02/02/21	03/26/21	01/01/21-01/31/21	5,598	5,598
195 Bender Rosenthal, Inc.	18250.03-6	01/31/21	03/26/21	12/26/20-01/29/21	4,708	4,708
196 Fugro USA Land, Inc.	04.00172510-8	02/10/21	03/26/21	01/01/21-01/29/21	122,531	122,531
197 Hamner, Jewell & Associates	200689	01/13/21	03/26/21	12/01/20-12/31/20	5,892	5,892
198 Jacobs	W8X97002-07EXP	11/05/20	03/26/21	01/01/20-01/31/20	34,326	29,981
199 Management Partners	INV09184	02/15/21	03/26/21	01/14/21-02/13/21	47,250	47,250
200 Management Partners	INV09114	01/20/21	03/26/21	12/14/20-01/13/21	47,250	47,250
201 Keogh Multimedia	MK-2021-01	01/29/21	03/26/21	08/01/20-09/30/20	350	350
202 Metropolitan Water District of So. Ca	501741	01/28/21	03/26/21	12/01/20-12/31/20	15,475	15,475
203 VMA Communications	DCA21Jan	01/31/21	03/26/21	01/01/21-01/31/21	10,346	10,346
204 Jacobs	W8X97002-08EXP	11/06/20	04/07/21	02/01/20-04/30/20	57,009	56,895
205 Jacobs	W8X97003-06	01/14/21	04/07/21	11/28/20-01/01/21	1,010,079	1,010,079
206 Parsons	2102A727	02/10/21	04/07/21	12/26/20-01/29/21	270,722	270,722
207 Parsons	104717438001	07/10/20	04/07/21	07/10/20	258	258
208 DirectApps Inc. (Direct Technology)	182216	01/31/21	04/07/21	01/01/21-01/31/21	14,990	14,429
209 Metropolitan Water District of So. Ca	501742	02/23/21	04/07/21	01/01/21-01/31/21	17,696	17,696
210 Jacobs	W8X97003-07	02/23/21	04/07/21	12/10/20-01/29/21	968,786	968,786
211 AT&T	9238190609	03/19/21	04/07/21	03/19/21-04/18/21	283	283
212 Prime US-Park Tower LLC	2021-04	03/26/21	04/09/21	04/01/21-04/30/21	123,539	123,539
213 Ring Central	CD_000228501	03/21/21	04/09/21	02/28/21-03/27/21	3,809	3,809
214 Consolidated Communications	MAR0032021	03/15/21	04/14/21	03/15/21-04/14/21	92	92
215 Caltronics Business Systems	3216346	03/22/21	04/14/21	02/21/21-03/20/21	2,429	2,429
216 Best, Best, & Krieger	893939	12/18/20	04/23/21	11/01/20-11/30/20	28,382	28,382
217 Hamner, Jewell & Associates	200754	02/15/21	04/23/21	01/01/21-01/31/21	8,067	8,067
218 Bender Rosenthal, Inc.	18250.03-7	02/28/21	04/23/21	01/30/21-02/26/21	7,962	7,962
219 ARWS	19092	03/04/21	04/23/21	02/01/21-02/28/21	3,351	3,351
220 VMA Communications	DCA21Feb	02/28/21	04/23/21	02/01/21-02/28/21	31,271	31,271
221 Best, Best, & Krieger	898578	02/23/21	04/23/21	01/01/21-01/31/21	18,437	18,437
222 Best, Best, & Krieger	896373	01/31/21	04/23/21	12/01/20-12/31/20	36,438	36,438
223 Fugro USA Land, Inc.	04.00172510-9	03/10/21	04/23/21	01/30/21-02/26/21	126,946	126,946
224 Jacobs	W8X97002-09EXP	11/09/20	04/23/21	12/01/19-06/30/20	64,391	51,827
225 Parsons	2103A722	03/09/21	04/23/21	01/30/21-02/26/21	259,183	259,183
226 Metropolitan Water District of So. Ca	501747	03/22/21	04/23/21	02/01/21-02/28/21	17,028	17,028
227 Consolidated Communications	MAY0052021	04/15/21	05/07/21	04/15/21-05/14/21	3,097	3,097
228 AT&T	0172081607	04/19/21	05/07/21	04/19/21-05/18/21	1,979	1,979
229 Ring Central	CD_000239524	04/21/21	05/07/21	03/28/21-04/27/21	3,809	3,809
230 Caltronics Business Systems	3240947	04/28/21	05/07/21	03/21/21-04/20/21	1,997	1,997
231 Prime US-Park Tower LLC	2021-05	04/29/21	05/07/21	05/01/21-05/31/21	94,283	94,283
232 DirectApps Inc. (Direct Technology)	185610	02/28/21	05/12/21	02/01/21-02/28/21	14,411	14,411
233 Stakeholder Committee Member	016	05/03/21	05/19/21	44314	3,000	3,000
234 Best, Best, & Krieger	900850	03/22/21	05/21/21	02/01/21-02/28/21	31,374	31,374
235 Hamner, Jewell & Associates	200867	04/08/21	05/21/21	03/01/21-03/31/21	14,885	14,885
236 Parsons	2104A387	04/09/21	05/21/21	02/27/21-03/26/21	260,540	260,540
237 Hamner, Jewell & Associates	200788	03/08/21	05/21/21	02/01/21-02/28/21	8,297	8,297
238 Bender Rosenthal, Inc.	18250.03-8	03/31/21	05/21/21	02/27/21-03/26/21	22,053	22,053
239 Metropolitan Water District of So. Ca	501752	04/09/21	05/21/21	03/01/21-03/31/21	23,385	23,385
240 Commuter Industries, Inc.	210026	03/16/21	05/21/21	44271	498	498
241 Management Partners	INV09263	03/15/21	05/21/21	02/14/21-03/13/21	47,250	47,250
242 Jacobs	W8X97003-08	03/17/21	05/21/21	01/30/21-02/26/21	823,047	821,596
243 VMA Communications	DCA21Mar	04/06/21	05/21/21	03/01/21-03/31/21	10,346	10,346
244 Management Partners	INV09293	04/01/21	05/21/21	03/14/21-03/31/21	23,625	23,625



DELTA CONVEYANCE DESIGN AND CONSTRUCTION JOINT POWERS AUTHORITY

Schedule of Invoices Paid
for the Twelve Months Ended June 30, 2021
(Continued)

Vendor	Invoice #	Invoice Date	Payment Date	Period of Expense	Invoice Amount	Amount Paid
245 ARWS (Associated Right of Way Services, Inc.)	19150	04/02/21	05/21/21	03/01/21-03/31/21	6,693	6,693
246 JWF Consulting, LLC	21-1032	03/22/21	05/26/21	03/01/21-03/31/21	660	660
				Subtotal July - May*	30,441,564	30,373,311
247 AT&T	2632832603	05/19/21	06/01/21	04/19/21-05/18/21	1,979	1,979
248 Consolidated Communications	JUN062021	05/15/21	06/01/21	05/15/21-06/14/21	3,097	3,097
249 Ring Central	CD_000250640	05/21/21	06/01/21	04/28/21-05/27/21	3,829	3,829
250 Jacobs	W8X97003-09	04/16/21	06/04/21	02/01/21-03/26/21	842,611	842,611
251 Fugro USA Land, Inc.	04.00172510-10	04/12/21	06/04/21	02/26/21-04/02/21	554,317	554,317
252 DirectApps Inc. (Direct Technology)	185932A	04/20/21	06/04/21	03/01/21-03/31/21	12,891	12,891
253 Caltronics Business Systems	3260475	05/26/21	06/09/21	04/21/21-05/20/21	1,756	1,756
254 Prime US-Park Tower LLC	202106	06/01/21	06/09/21	06/01/21-06/30/21	94,283	94,283
255 Matthew I. Keogh (Keogh Multimedia)	MK-2021-02A	05/12/21	06/18/21	01/01/21-03/31/21	925	925
256 Parsons	2105A863	05/10/21	06/18/21	03/27/21-04/30/21	275,442	275,442
257 Fugro USA Land, Inc.	04.00172510-11	05/18/21	06/18/21	04/02/21-04/30/21	244,943	244,943
258 Gwen Buchholz, Permit Engineer, Inc.	001	05/20/21	06/23/21	04/22/21-04/30/21	2,500	2,500
				Subtotal June*	2,038,573	2,038,573
				Total July - June*	\$ 32,480,137	\$ 32,411,884

* Totals may not foot due to rounding.

**DELTA CONVEYANCE DESIGN AND CONSTRUCTION JOINT POWERS AUTHORITY**Accounts Payable Aging Schedule
As of June 30, 2021

<u>Payable To:</u>	<u>1 - 30</u>	<u>31 - 60</u>	<u>61 - 90</u>	<u>≥ 90</u>	<u>Total</u>
ARWS					
Invoice #19283	\$ —	\$ 6,329	\$ —	\$ —	\$ 6,329
Invoice #19326	9,440	—	—	—	9,440
Bender Rosenthal, Inc.					
Invoice #18250.03-9	—	21,210	—	—	21,210
Invoice #18250.03-10	20,516	—	—	—	20,516
Best, Best, & Krieger					
Invoice #905963	18,418	—	—	—	18,418
Invoice #903496	41,651	—	—	—	41,651
Caltronics Business Systems					
Invoice #3276389	1,796	—	—	—	1,796
Consolidated Communications					
Invoice #06152021	1,549	—	—	—	1,549
DirectApps Inc. (Direct Technology)					
Invoice #186339	13,854	—	—	—	13,854
Fugro USA Land, Inc.					
Invoice #04.00172510-12	429,588	—	—	—	429,588
Gwen Buchholz, Permit Engineer, Inc.					
Invoice #002	19,125	—	—	—	19,125
Hamner, Jewell & Associates					
Invoice #200926	14,669	—	—	—	14,669
Invoice #200984	17,026	—	—	—	17,026
Jacobs					
Invoice #W8X97003-10	—	975,478	—	—	975,478
Invoice #W8X97003-11	750,938	—	—	—	750,938
Management Partners					
Invoice #INV09385	44,500	—	—	—	44,500
Invoice #INV09464	44,500	—	—	—	44,500
Metropolitan Water District of So. Ca					
Invoice #501762	19,100	—	—	—	19,100
Parsons					
Invoice #2106A866	235,792	—	—	—	235,792
Ring Central					
Invoice #CD_000262108	3,829	—	—	—	3,829
VMA Communications					
Invoice #DCA21Apr	—	31,271	—	—	31,271
	\$ 1,686,291	\$ 1,034,288	\$ —	\$ —	\$ 2,720,579

*Totals may not foot due to rounding.

**DELTA CONVEYANCE DESIGN AND CONSTRUCTION JOINT POWERS AUTHORITY**Accounts Receivable Aging Schedule ⁽¹⁾
As of June 30, 2021

<u>Receivable From:</u>	<u>1 - 30</u>	<u>31 - 60</u>	<u>61 - 90</u>	<u>> 90</u>	<u>Total</u>
Department of Water Resources					
Invoice #DCA-220	\$ —	\$ 58,810	\$ —	\$ —	\$ 58,810
Invoice #DCA-223	—	8,906	—	—	8,906
Invoice #DCA-224	—	975,478	—	—	975,478
Invoice #DCA-225	77,454	—	—	—	77,454
Invoice #DCA-226	215,276	—	—	—	215,276
Invoice #DCA-227	2,500	—	—	—	2,500
Invoice #DCA-228	29,956	—	—	—	29,956
Invoice #DCA-229	235,792	—	—	—	235,792
Invoice #DCA-230	41,044	—	—	—	41,044
Invoice #DCA-231	750,938	—	—	—	750,938
Invoice #DCA-232	429,588	—	—	—	429,588
	\$ 1,782,548	\$ 1,043,194	\$ —	\$ —	\$ 2,825,742

*Totals may not foot due to rounding.

⁽¹⁾ Approval date by the DCO determines aging classification.

**DELTA CONVEYANCE DESIGN AND CONSTRUCTION JOINT POWERS AUTHORITY**Statements of Cash Receipts and Disbursements

	Month Ended Jun '21	Year to Date Jul '20-Jun '21
Receipts:		
Contributions ⁽¹⁾	\$ 524,310	\$ 32,383,371
Disbursements:		
Environmental planning and design		
Program management	47,885	2,353,193
Stakeholder engagement	49,303	1,172,888
Project controls	126,857	2,691,129
Office administration	218,535	3,779,855
Property access and acquisition	18,546	557,895
Permitting management	84,155	798,706
Health and safety	—	11,700
Quality management	—	5,621
Engineering	645,026	17,414,965
Fieldwork	848,266	3,625,932
Total disbursements	2,038,573	32,411,884
Net changes in cash	(1,514,263)	(28,513)
Cash at July 1, 2020	—	723,240
Cash at June 1, 2021	2,208,990	—
Cash at June 30, 2021	\$ 694,727	\$ 694,727

Statements of Revenues, Expenses and Changes in Net Position

	Month Ended Jun '21	Year to Date Jul '20-Jun '21
Revenues:		
Contributions ⁽¹⁾	\$ 1,916,948	\$ 25,616,321
Expenses:		
Environmental planning and design		
Program management	164,142	2,046,047
Stakeholder engagement	32,873	977,078
Project controls	117,525	1,885,744
Office administration	207,677	3,305,252
Property access and acquisition	226,930	834,364
Permitting management	58,183	902,100
Health and safety	—	11,700
Quality management	—	5,621
Engineering	643,058	11,547,081
Fieldwork	489,478	4,099,454
Total Expenses	1,939,866	25,614,441
Changes in net position	(22,918)	1,880
Net position at June 30, 2020 ⁽³⁾	—	921,510
Net position at May 31, 2021	946,308	—
Net position at June 30, 2021	\$ 923,390	\$ 923,390

* Balances may include prior month accruals that were not previously captured due to timing.

⁽¹⁾ DWR contributions invoiced through the DCO.

⁽²⁾ Capital contributions received and costs incurred that were previously reported as capital contributions and CIP, respectively, through June 30, 2020 have been reclassified or expensed, respectively, as the current state of the Delta Conveyance Project does not meet the capitalization criteria of U.S. GAAP.

DELTA CONVEYANCE DESIGN AND CONSTRUCTION JOINT POWERS AUTHORITY

	Statements of Cash Receipts and Disbursements		Statements of Revenues, Expenses and Changes in Net Position	
	Month Ended Jun '21	Year to Date Jul '20-Jun '21	Month Ended Jun '21	Year to Date Jul '20-Jun '21
Receipts/Revenues:				
Contributions ⁽¹⁾	\$ 524,310	\$ 32,383,371	\$ 1,916,948	\$ 25,616,321
Disbursements/Expenses:				
Environmental planning and design				
Program management	47,885	2,353,193	164,142	2,046,047
Stakeholder engagement	49,303	1,172,888	32,873	977,078
Project controls	126,857	2,691,129	117,525	1,885,744
Office administration	218,535	3,779,855	207,677	3,305,252
Property access and acquisition	18,546	557,895	226,930	834,364
Permitting management	84,155	798,706	58,183	902,100
Health and safety	—	11,700	—	11,700
Quality management	—	5,621	—	5,621
Engineering	645,026	17,414,965	643,058	11,547,081
Fieldwork	848,266	3,625,932	489,478	4,099,454
Total disbursements/expenses	2,038,573	32,411,884	1,939,866	25,614,441
Net changes in cash	(1,514,263)	(28,513)		
Cash at July 1, 2020	—	723,240		
Cash at June 1, 2021	2,208,990	—		
Cash at June 30, 2021	<u>\$ 694,727</u>	<u>\$ 694,727</u>		
Changes in net position			(22,918)	1,880
Net position at June 30, 2020 ⁽³⁾			—	921,510
Net position at May 31, 2021			946,308	—
Net position at June 30, 2021			<u>\$ 923,390</u>	<u>\$ 923,390</u>

* Balances may include prior month accruals that were not previously captured due to timing.

⁽¹⁾ DWR contributions invoiced through the DCO.

⁽²⁾ Capital contributions received and costs incurred that were previously reported as capital contributions and CIP, respectively, through June 30, 2020 have been reclassified or expensed, respectively, as the current state of the Delta Conveyance Project does not meet the capitalization criteria of U.S. GAAP.



Delta Conveyance Design and Construction Joint Powers Authority

Budget vs Cost by Appropriation - PTD, YTD

Current Period: JUN-21

<u>Appropriation</u>	Period-to-Date				Year-to-Date				Fiscal Year
	Actual	Budget	Variance	Variance %	Actual	Budget	Variance	Variance %	Amended Budget
Program management	\$ 164,142	\$ 173,193	\$ 9,051	5.2%	\$ 2,046,047	\$ 2,796,854	\$ 750,807	26.8%	\$ 2,796,854
Stakeholder engagement	32,873	\$ 75,747	42,874	56.6%	977,078	1,223,223	246,145	20.1%	1,223,223
Project controls	117,525	\$ 106,159	(11,366)	-10.7%	1,885,744	1,714,329	(171,415)	-10.0%	1,714,329
Office administration	207,677	\$ 170,095	(37,582)	-22.1%	3,305,252	2,746,813	(558,439)	-20.3%	2,746,813
Procurement and contract administration	—	\$ 6,777	6,777	100.0%	—	109,447	109,447	100.0%	109,447
Property access and acquisition	226,930	\$ 85,994	(140,936)	-163.9%	834,364	1,388,687	554,323	39.9%	1,388,687
Permitting management	58,183	\$ 69,596	11,413	16.4%	902,100	1,123,893	221,793	19.7%	1,123,893
Health and safety	—	\$ 1,238	1,238	100.0%	11,700	20,000	8,300	41.5%	20,000
Quality management	—	\$ 619	619	100.0%	5,621	10,000	4,379	43.8%	10,000
Engineering	643,058	\$ 639,535	(3,523)	-0.6%	11,547,081	10,327,688	(1,219,393)	-11.8%	10,327,688
Fieldwork	489,478	\$ 343,003	(146,475)	-42.7%	4,099,454	5,539,066	1,439,612	26.0%	5,539,066
Total	\$ 1,939,866	\$ 1,671,957	\$ (267,909)	-16.0%	\$ 25,614,441	\$ 27,000,000	\$ 1,385,559	5.1%	\$ 27,000,000



Delta Conveyance Design and Construction Joint Powers Authority

Appropriation - Trend

Current Period: JUN-21

Appropriation	JUL-20	AUG-20	SEP-20	OCT-20	NOV-20	DEC-20	JAN-21	FEB-21	MAR-21	APR-21	MAY-21	JUN-21	Total
Program management	\$ 109,732	\$ 108,820	\$ 143,442	\$ 303,030	\$ 136,663	\$ 360,825	\$ 147,030	\$ 161,292	\$ 177,848	\$ 185,224	\$ 47,999	\$ 164,142	\$ 2,046,047
Stakeholder engagement	67,487	120,439	6,870	215,287	7,677	52,231	190,542	44,336	75,201	96,395	67,740	32,873	977,078
Project controls	4,529	4,146	203,737	200,951	5,078	549,641	253,867	173,970	125,687	119,755	126,858	117,525	1,885,744
Office administration	93,910	838,340	139,139	380,687	90,315	423,942	261,386	188,570	206,634	235,072	239,580	207,677	3,305,252
Procurement and contract administration	—	—	—	—	—	—	—	—	—	—	—	—	—
Property access and acquisition	23,100	—	—	86,881	14,178	30,127	49,439	124,778	122,307	95,009	61,615	226,930	834,364
Permitting management	—	—	—	190,141	—	—	447,468	—	—	158,598	47,710	58,183	902,100
Health and safety	—	8,775	1,575	1,125	225	—	—	—	—	—	—	—	11,700
Quality management	—	5,621	—	—	—	—	—	—	—	—	—	—	5,621
Engineering	4,247	2,047,383	44,508	1,989,832	25,451	—	3,039,503	794,668	830,273	1,323,631	804,527	643,058	11,547,081
Fieldwork	—	95,493	44,281	370,680	253,908	311,595	828,067	640,110	157,113	52,847	855,882	489,478	4,099,454
Total	\$ 303,005	\$ 3,229,017	\$ 583,552	\$ 3,738,614	\$ 533,495	\$ 1,728,361	\$ 5,217,302	\$ 2,127,724	\$ 1,695,063	\$ 2,266,531	\$ 2,251,911	\$ 1,939,866	\$ 25,614,441

* Totals may not foot/crossfoot due to rounding.

Treasurer's Report

Contact: Katano Kasaine, Treasurer

Date: September 16, 2021

Item No. 9b.2

Subject: Treasurer's Monthly Report, July/August 2021

Summary:

The beginning cash balance for the Delta Conveyance Design and Construction Joint Powers Authority (Authority) at July 1, 2021 was \$694,727. During July and August 2021, receipts totaled \$4,393,400 representing contributions from the Department of Water Resources, Delta Conveyance Office (DCO) for payment of the Authority's obligations. Total disbursements for the two months were \$3,144,904. The ending cash balance at August 31, 2021 was \$1,943,223.

As of August 31, 2021, the Authority's receivables totaled \$1,555,227 consisting of 8 invoices to the DCO.

As of August 31, 2021, prepaid expenses were \$117,523, total accounts payable were \$2,792,091, and total net position was \$823,882.

Attachment 1 consists of financial statements for the two months ended August 2021, a schedule of Invoices Paid through August 2021, and Aging Schedules for Accounts Payable and Accounts Receivable as of August 31, 2021.

Attachment 2 consists of Budget versus Actuals by Appropriation through August 2021. Year-to-date actual expenses were \$0.4 million higher than budget.

Detailed Report:

See attached statements.

Recommended Action:

Information, only.

Attachments:

Attachment 1 – August 2021 Authority Financial Statements

Attachment 2 – August 2021 Budget versus Actuals by Appropriation



DELTA CONVEYANCE DESIGN AND CONSTRUCTION JOINT POWERS AUTHORITY

Statement of Net Position

As of August 31, 2021

Assets:

Cash	\$	1,943,223
Accounts receivable		1,555,227
Prepays		<u>117,523</u>
Total assets	\$	<u><u>3,615,973</u></u>

Liabilities:

Accounts payable	\$	<u>2,792,091</u>
Total liabilities		2,792,091

Net position:⁽¹⁾

		<u>823,882</u>
Total liabilities and net position	\$	<u><u>3,615,973</u></u>

**DELTA CONVEYANCE DESIGN AND CONSTRUCTION JOINT POWERS AUTHORITY**

Statements of Cash Receipts and Disbursements

	Two Months Ended Aug '21
Receipts:	
Contributions ⁽¹⁾	\$ 4,393,400
Disbursements:	
Program management office	
Executive office	271,088
Community engagement	135,159
Program controls	116,445
Administration	308,700
Property	188,185
Permitting management	131,643
Program initiation	
Engineering	1,447,584
Fieldwork	546,100
Total disbursements	3,144,904
Net changes in cash	1,248,496
Cash at July 1, 2021	694,727
Cash at August 31, 2021	\$ 1,943,223

⁽¹⁾ California Department of Water Resources (DWR) contributions invoiced through the Delta Conveyance Office (DCO).

**DELTA CONVEYANCE DESIGN AND CONSTRUCTION JOINT POWERS AUTHORITY**

Statements of Revenues, Expenses and Changes in Net Position

	Two Months Ended Aug '21
Revenues:	
Contributions ⁽¹⁾	\$ 3,122,885
Expenses:	
Program management office	
Executive office	253,054
Community engagement	124,603
Program controls	207,622
Administration	442,765
Property	94,420
Permitting management	109,006
Program initiation	
Engineering	1,202,110
Fieldwork	788,813
Total expenses	3,222,393
Changes in net position	(99,508)
Net position at June 30, 2021	923,390
Net position at August 31, 2021	\$ 823,882

* Balances may include prior month accruals that were not previously captured due to timing.

⁽¹⁾ DWR contributions invoiced through the DCO.

DELTA CONVEYANCE DESIGN AND CONSTRUCTION JOINT POWERS AUTHORITY

Schedule of Invoices Paid
for the Two Months Ended August , 2021

Vendor	Invoice #	Invoice Date	Payment Date	Period of Expense	Invoice Amount	Amount Paid
1 Caltronics Business Systems	3276389	06/21/21	07/01/21	05/21/21-06/20/21	\$ 1,796	\$ 1,796
2 Consolidated Communications	06152021	06/15/21	07/01/21	06/15/21-07/14/21	3,097	3,097
3 ARWS (Associated Right of Way Services, Inc.)	19283	05/05/21	07/07/21	04/01/21-04/30/21	6,329	6,329
4 Bender Rosenthal, Inc.	18250.03-9	04/30/21	07/07/21	03/27/21-04/30/21	21,210	21,210
5 DirectApps Inc. (Direct Technology)	186339	04/30/21	07/07/21	04/01/21-04/30/21	13,854	13,854
6 Jacobs	W8X97003-10	05/17/21	07/07/21	03/26/21-04/30/21	975,478	975,478
7 Liberty Mutual Insurance	BKS61612217-1	06/08/21	07/07/21	07/01/21-06/30/22	10,966	10,966
8 Management Partners	INV09385	05/04/21	07/07/21	04/01/21-04/30/21	44,500	44,500
9 Metropolitan Water District of So. Ca	501762	05/19/21	07/07/21	04/01/21-04/30/21	19,100	19,100
10 RingCentral	CD_000262108	06/21/21	07/07/21	05/28/21-06/27/21	3,829	3,829
11 VMA Communications	DCA21Apr	04/30/21	07/07/21	04/01/21-04/30/21	31,271	31,271
12 Prime US-Park Tower LLC	20210701	07/01/21	07/14/21	07/01/21-07/31/21	94,284	94,284
13 ARWS (Associated Right of Way Services, Inc.)	19326	06/03/21	07/21/21	05/01/21-05/31/21	9,440	9,440
14 Bank of America	N/A**	07/21/21	07/21/21	07/21/21	482	482
15 Bender Rosenthal, Inc.	18250.03-10	05/31/21	07/21/21	05/01/21-05/28/21	20,516	20,516
16 Best, Best, & Krieger	905963	05/28/21	07/21/21	04/01/21-04/30/21	18,418	18,418
17 Best, Best, & Krieger	903496	04/29/21	07/21/21	03/01/21-03/31/21	41,651	41,651
18 Liberty Mutual Insurance	BKS61612217-2	07/07/21	07/21/21	07/01/20-06/30/21	1	1
19 Management Partners	INV09464	06/01/21	07/21/21	05/01/21-05/31/21	44,500	44,500
20 Parsons	2106A866	06/10/21	07/21/21	05/01/21-05/28/21	235,792	235,792
21 Hamner, Jewell & Associates	200926	05/20/21	07/26/21	04/01/21-04/30/21	14,669	14,669
22 Stakeholder Committee Member	017	07/06/21	07/26/21	06/23/21	3,000	3,000
23 Carahsoft Technology Corp	IN972968	06/14/21	08/02/21	05/06/21-05/06/22	1,449	1,449
24 Bank of America	N/A**	08/02/21	08/02/21	08/02/21	8,306	8,306
25 Hamner, Jewell & Associates	200984	06/18/21	08/09/21	05/01/21-05/31/21	17,026	17,026
26 Gwen Buchholz, Permit Engineer, Inc.	002	06/18/21	08/09/21	05/01/21-05/31/21	19,125	19,125
27 Jacobs	W8X97003-11	06/11/21	08/09/21	05/01/21-05/28/21	750,938	750,938
28 Fugro USA Land, Inc.	04.00172510-12	06/10/21	08/09/21	05/01/21-05/28/21	429,588	429,588
29 AT&T	3650113603	06/19/21	08/09/21	06/19/21-07/18/21	1,979	1,979
30 Prime US-Park Tower LLC	20210801	08/01/21	08/09/21	08/01/21-08/31/21	94,283	94,283
31 Alliant	1688756	07/02/21	08/09/21	07/01/21-07/01/22	26,190	26,190
32 DirectApps Inc. (Direct Technology)	186694B	07/08/21	08/09/21	05/01/21-05/31/21	12,361	12,361
33 Metropolitan Water District of So. Ca	501768	06/16/21	08/09/21	05/01/21-05/31/21	24,399	24,399
34 AT&T	7592383605	07/19/21	08/11/21	07/19/21-08/18/21	1,979	1,979
35 Consolidated Communications	07152021	07/15/21	08/11/21	07/15/21-08/14/21	3,097	3,097
36 RingCentral	CD_000273835	07/21/21	08/11/21	06/28/21-07/27/21	3,844	3,844
37 Caltronics Business Systems	3296982	07/21/21	08/13/21	06/21/21-07/20/21	2,126	2,126
38 Best, Best, & Krieger	908166	06/23/21	08/27/21	05/01/21-05/31/21	16,883	16,883
39 Best, Best, & Krieger	909014	07/04/21	08/27/21	06/01/21-06/30/21	19,692	19,692
40 Spark Street Digital	3025	07/08/21	08/27/21	02/18/21-06/23/21	775	775
41 Gwen Buchholz, Permit Engineer, Inc.	003	07/01/21	08/27/21	06/01/21	28,250	28,250
42 VMA Communications	DCA21June	07/02/21	08/27/21	06/01/21-06/30/21	35,471	35,471
43 Bender Rosenthal, Inc.	18250.03-11	06/30/21	08/27/21	05/29/21-06/30/21	25,827	25,827
44 ARWS (Associated Right of Way Services, Inc.)	19444	07/02/21	08/27/21	06/01/21-06/30/21	7,133	7,133
Total					\$ 3,144,904	\$ 3,144,904

* Totals may not foot due to rounding.

**Auto-withdrawal for Bank of America Line of Credit fee.

**DELTA CONVEYANCE DESIGN AND CONSTRUCTION JOINT POWERS AUTHORITY**Accounts Payable Aging Schedule
As of August 31, 2021

<u>Payable To:</u>	<u>1 - 30</u>	<u>31 - 60</u>	<u>61 - 90</u>	<u>> 90</u>	<u>Total</u>
AT&T					
Invoice #6878914605	\$ 791	\$ —	\$ —	\$ —	\$ 791
Audio Visual Innovatons, Inc.					
Invoice #1561910	8,540	—	—	—	8,540
Caltronics Business Systems					
Invoice #3320635	2,032	—	—	—	2,032
Consolidated Communications					
Invoice #08152021	1,549	—	—	—	1,549
DirectApps Inc. (Direct Technology)					
Invoice #187057	15,000	—	—	—	15,000
Invoice #187605	11,909	—	—	—	11,909
Fugro USA Land, Inc.					
Invoice #04.00172510-13	543,428	—	—	—	543,428
Invoice #04.00172510-14	123,386	—	—	—	123,386
Gwen Buchholz, Permit Engineer, Inc.					
Invoice #004	9,500	—	—	—	9,500
Hamner, Jewell & Associates					
Invoice #201004	8,802	—	—	—	8,802
Jacobs					
Invoice #W8X97003-12	918,005	—	—	—	918,005
Invoice #W8X97004-01	542,104	—	—	—	542,104
Keogh Multimedia					
Invoice #MK-2021-03	1,300	—	—	—	1,300
Management Partners					
Invoice #INV09534	29,875	—	—	—	29,875
Invoice #INV09624	44,500	—	—	—	44,500
Metropolitan Water District of So. Ca					
Invoice #501782	20,261	—	—	—	20,261
Parsons					
Invoice #2107B343	264,475	—	—	—	264,475
Invoice #2107C110	2,034	—	—	—	2,034
Invoice #2108B390	221,424	—	—	—	221,424
Ring Central					
Invoice #CD_000285699	3,830	—	—	—	3,830
VMA Communications					
Invoice #DCA21May	10,346	—	—	—	10,346
Invoice #DCA21July	9,000	—	—	—	9,000
	\$ 2,792,091	\$ —	\$ —	\$ —	\$ 2,792,091

*Totals may not foot due to rounding.

**DELTA CONVEYANCE DESIGN AND CONSTRUCTION JOINT POWERS AUTHORITY**Accounts Receivable Aging Schedule ⁽¹⁾
As of August 31, 2021

<u>Receivable From:</u>	<u>1 - 30</u>		<u>31 - 60</u>		<u>61 - 90</u>		<u>> 90</u>		<u>Total</u>
Department of Water Resources									
Invoice #DCA-236	\$	543,428	\$	—	\$	—	\$	—	\$ 543,428
Invoice #DCA-242		2,034		—		—		—	2,034
Invoice #DCA-244		12,108		—		—		—	12,108
Invoice #DCA-245		221,424		—		—		—	221,424
Invoice #DCA-246		86,004		—		—		—	86,004
Invoice #DCA-247		542,104		—		—		—	542,104
Invoice #DCA-248		123,386		—		—		—	123,386
Invoice #DCA-249		24,739		—		—		—	24,739
	\$	1,555,227	\$	—	\$	—	\$	—	\$ 1,555,227

*Totals may not foot due to rounding.

⁽¹⁾ Approval date by the DCO determines aging classification.



DELTA CONVEYANCE DESIGN AND CONSTRUCTION JOINT POWERS AUTHORITY

Statements of Cash Receipts and Disbursements

	Two Months Ended Aug '21
Receipts:	
Contributions ⁽¹⁾	\$ 4,393,400
Disbursements:	
Program management office	
Executive office	271,088
Community engagement	135,159
Program controls	116,445
Administration	308,700
Property	188,185
Permitting management	131,643
Program initiation	
Engineering	1,447,584
Fieldwork	546,100
Total disbursements	3,144,904
Net changes in cash	1,248,496
Cash at July 1, 2021	694,727
Cash at August 31, 2021	\$ 1,943,223

Statements of Revenues, Expenses and Changes in Net Position

	Two Months Ended Aug '21
Revenues:	
Contributions ⁽¹⁾	\$ 3,122,885
Expenses:	
Program management office	
Executive office	253,054
Community engagement	124,603
Program controls	207,622
Administration	442,765
Property	94,420
Permitting management	109,006
Program initiation	
Engineering	1,202,110
Fieldwork	788,813
Total expenses	3,222,393
Changes in net position	(99,508)
Net position at June 30, 2021	923,390
Net position at August 31, 2021	\$ 823,882

* Balances may include prior month accruals that were not previously captured due to timing.

⁽¹⁾ California Department of Water Resources (DWR) contributions invoiced through the Delta Conveyance Office (DCO).



DELTA CONVEYANCE DESIGN AND CONSTRUCTION JOINT POWERS AUTHORITY

	Statements of Cash Receipts and Disbursements	Statements of Revenues, Expenses and Changes in Net Position
	Two Months Ended Aug '21	Two Months Ended Aug '21
Receipts/Revenues:		
Contributions ⁽¹⁾	\$ 4,393,400	\$ 3,122,885
Disbursements/Expenses:		
Program management office		
Executive office	271,088	253,054
Community engagement	135,159	124,603
Program controls	116,445	207,622
Administration	308,700	442,765
Property	188,185	94,420
Permitting management	131,643	109,006
Program initiation		
Engineering	1,447,584	1,202,110
Fieldwork	546,100	788,813
Total disbursements/expenses	3,144,904	3,222,393
Net changes in cash	1,248,496	
Cash at July 1, 2021	694,727	
Cash at August 31, 2021	\$ 1,943,223	
Changes in net position		(99,508)
Net position at June 30, 2021		923,390
Net position at August 31, 2021		\$ 823,882

* Balances may include prior month accruals that were not previously captured due to timing.

⁽¹⁾ DWR contributions invoiced through the DCO.



Delta Conveyance Design and Construction Joint Powers Authority

Budget vs Cost by Appropriation - PTD, YTD

Current Period: JUL-21 & AUG-21

Appropriation	Period-to-Date				Year-to-Date				Fiscal Year
	Actual	Budget	Variance	Variance %	Actual	Budget	Variance	Variance %	Total Budget
Program management office									
Executive office	\$ 253,054	\$ 421,103	\$ 168,049	39.9%	\$ 253,054	\$ 421,103	\$ 168,049	39.9%	\$ 3,452,245
Community engagement	124,603	80,401			124,603	80,401			775,305
Program controls	207,622	245,440	37,818	15.4%	207,622	245,440	37,818	15.4%	1,472,640
Administration	442,765	411,461	(31,304)	-7.6%	442,765	411,461	(31,304)	-7.6%	2,568,238
Procurement	—	12,352	12,352	100.0%	—	12,352	12,352	100.0%	74,112
Property	94,420	86,047	(8,373)	-9.7%	94,420	86,047	(8,373)	-9.7%	516,280
Permitting management	109,006	93,422	(15,584)	-16.7%	109,006	93,422	(15,584)	-16.7%	560,534
Health and safety	—	3,600	3,600	100.0%	—	3,600	3,600	100.0%	21,600
Quality management	—	2,336	2,336	100.0%	—	2,336	2,336	100.0%	14,016
Program initiation									
Engineering	1,202,110	1,269,576	67,466	5.3%	1,202,110	1,269,576	67,466	5.3%	8,367,456
Fieldwork	788,813	188,262	(600,551)	-319.0%	788,813	188,262	(600,551)	-319.0%	5,677,574
Total	\$ 3,222,393	\$ 2,814,000	\$ (408,393)	-14.5%	\$ 3,222,393	\$ 2,814,000	\$ (408,393)	-14.5%	\$ 23,500,000



Delta Conveyance Design and Construction Joint Powers Authority
Appropriation - Trend
Current Period: JUL-21 & AUG-21

Appropriation	Period To Date												Total
	JUL-21	AUG-21	SEP-21	OCT-21	NOV-21	DEC-21	JAN-22	FEB-22	MAR-22	APR-22	MAY-22	JUN-22	
Program management office													
Executive office	\$ 125,609	\$ 127,445	—	—	—	—	—	—	—	—	—	—	\$ 253,054
Community engagement	84,899	39,704	—	—	—	—	—	—	—	—	—	—	124,603
Program controls	119,185	88,437	—	—	—	—	—	—	—	—	—	—	207,622
Administration	220,619	222,146	—	—	—	—	—	—	—	—	—	—	442,765
Procurement	—	—	—	—	—	—	—	—	—	—	—	—	—
Property	67,019	27,401	—	—	—	—	—	—	—	—	—	—	94,420
Permitting management	65,373	43,633	—	—	—	—	—	—	—	—	—	—	109,006
Health and safety	—	—	—	—	—	—	—	—	—	—	—	—	—
Quality management	—	—	—	—	—	—	—	—	—	—	—	—	—
Program initiation													
Engineering	720,365	481,745	—	—	—	—	—	—	—	—	—	—	1,202,110
Fieldwork	623,458	165,355	—	—	—	—	—	—	—	—	—	—	788,813
Total	\$ 2,026,527	\$ 1,195,866	—	—	—	—	—	—	—	—	—	—	\$ 3,222,393

* Totals may not foot/crossfoot due to rounding.

Environmental Manager's Report

Contact: Carolyn Buckman, DWR Environmental Manager

Date: September 16, 2021, Board Meeting

Item No. 9c

Subject: Environmental Manager's Report

Summary:

The Department of Water Resources (DWR) is working through the California Environmental Quality Act (CEQA) process to analyze a single-tunnel solution to modernizing and rehabilitating the State Water Project infrastructure in the Delta.

Detailed Report:

DWR is continuing to develop an Environmental Impact Report (EIR) under CEQA. DWR has identified a range of reasonable alternatives to analyze in the EIR, and current efforts are focused on assessing the alternatives' potential impacts on environmental resources and identifying mitigation measures, if needed. The U.S. Army Corps of Engineers (USACE), as part of its permitting review under the Clean Water Act and Rivers and Harbors Act, has started preparation of an Environmental Impact Statement to comply with the National Environmental Policy Act (NEPA). DWR and USACE are planning to release draft environmental documents for public review in mid-2022.

Field activities under the Initial Study/Mitigated Negative Declaration for Soil Investigations in the Delta (including cone penetration tests, soil borings, and geophysical surveys) are proceeding. DWR has added a link to our public information website to help provide information to interested members of the public and are updating a map weekly of the near-term planned explorations (<https://water.ca.gov/Programs/State-Water-Project/Delta-Conveyance/Public-Information>). Field investigations will continue in mid-September following a short break from July-August. Additionally, DWR and the DCA are continuing work to obtain temporary entry for additional soil surveys on private lands. DWR is also continuing to pursue permits for soil survey sites that fall under the jurisdiction of the Rivers and Harbors Act (Section 408). Investigations at any given site will not occur until property owners have been notified and required permits and approvals for that site have been obtained.

DWR has been conducting technical webinars to inform the public and interested stakeholders about the current progress related to preparation of the Draft EIR. Each webinar features presentations from technical staff about the approaches, methodologies and assumptions to be used in conducting impact analyses in the Draft EIR. Three workshops have been completed and the videos are posted on DWR's website; the fourth workshop on Environmental Justice is scheduled on September 16 from 6-8 p.m. More information is available on DWR's website: <https://water.ca.gov/Programs/State-Water-Project/Delta-Conveyance/DCP-Informational-Webinars>

Recommended Action:

Information only.