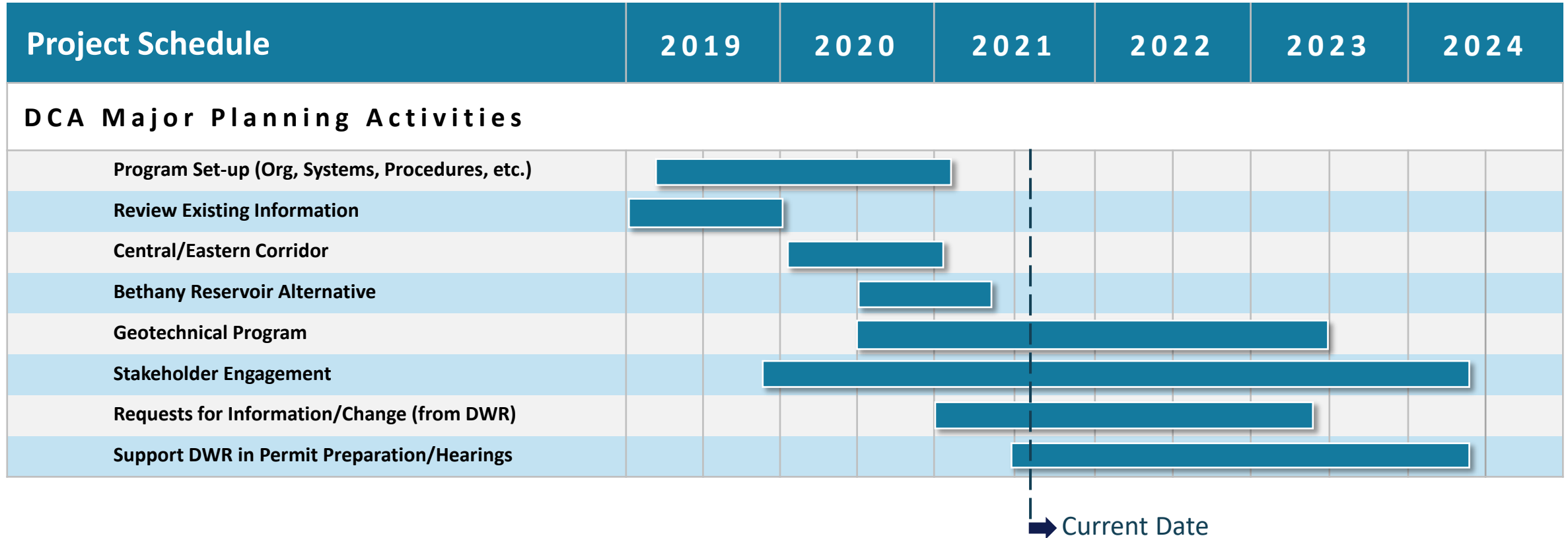




# G. Bradner – DCA Update

*Item 8a | August 19, 2021*

# Anticipated DCA Planning Phase Schedule



# DCA ACTIVITIES

## Administrative

- Continue processing of Task Orders and Purchase Orders for FY21/22 and update closeout for FY20/21
- Continuing development of Standard Operating Procedures
- Retrofitting the DCA Board Room to accommodate hybrid meetings
- Continue to manage and coordinate content for Website Updates and Social Media outlets

## Engineering

- Team focused on updates and revisions to draft technical memoranda (TMs) for the Central and Eastern Corridors and the Bethany Reservoir Alternative and supporting environmental analyses.
- Responding to RFIs from the environmental team and change requests on draft EPR.
- Updating construction equipment summaries for air quality analyses

- Development of information related to anticipated electrical loads for construction and project operations
- Continued work on river modeling near proposed intake facilities and conducted review meetings with USACE and fisheries agencies

## Field Work

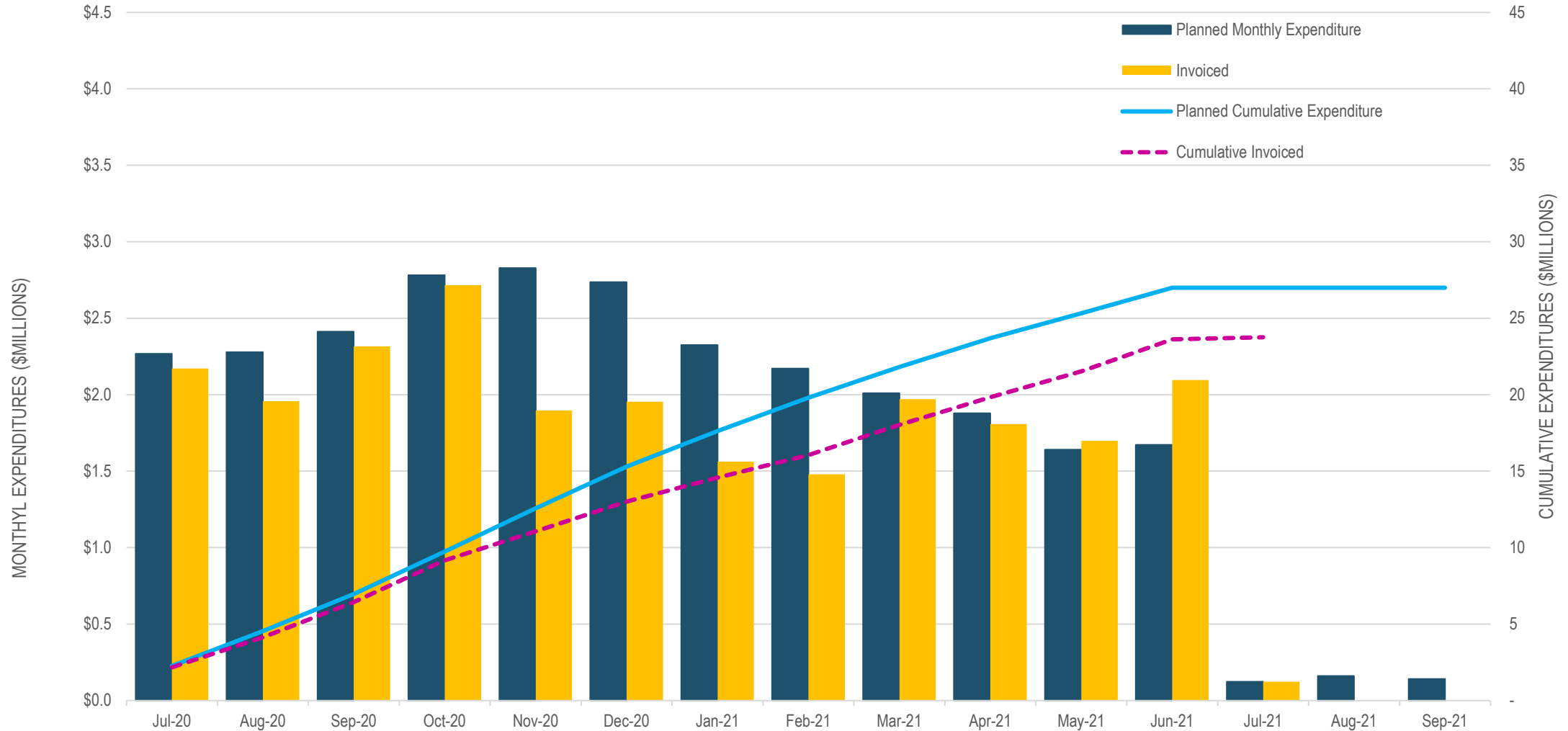
- Conducted Spring exploration program from April through end of FY20/21; included geotechnical borings, in-situ testing, sample collection, and Cone Penetration Tests
- Performing laboratory testing on samples collected from geotechnical borings
- Pre-construction site clearance surveys, nesting bird surveys, and daily monitoring per drilling schedule
- Supporting right of way negotiations and property access documentation
- Continue collection of existing subsurface data from other local projects for consideration in subsurface conditions

# FY20/21 Budget Summary

The FY20/21 DCA budget was \$27M. The DCA committed approximately \$26.19M. The EAC budget was about \$24.35M, \$2.65M below budget (see table below). Note that vendors will continue to submit FY20/21 expenditures incurred through September 2021, which are included in the EAC. \$2M of excess budget was carried over to FY21/22 per July DCA Board of Directors meeting, reducing the FY20/21 budget to \$25M.

Category	Original Budget	Current Budget	Current Commitments	Incurred to Date	EAC	Variance
<b>Program Management Office</b>						
Executive Office	\$ 2,697,409	\$ 2,796,854	\$ 2,322,358	\$ 1,884,785	\$ 1,934,174	\$ (862,680)
Community Engagement	\$ 1,301,880	\$ 1,223,223	\$ 1,218,871	\$ 875,129	\$ 876,648	\$ (346,575)
Program Controls	\$ 2,527,124	\$ 1,714,329	\$ 1,745,409	\$ 1,666,942	\$ 1,666,942	\$ (47,387)
Administration	\$ 3,244,410	\$ 2,746,813	\$ 2,722,618	\$ 2,557,328	\$ 2,562,134	\$ (184,679)
Procurement and Contract Administration	\$ 210,000	\$ 109,447	\$ 79,447	\$ 60,654	\$ 60,654	\$ (48,793)
Property	\$ 1,648,758	\$ 1,388,687	\$ 1,338,687	\$ 887,086	\$ 1,128,766	\$ (259,921)
Permitting Management	\$ 1,123,893	\$ 1,123,893	\$ 1,023,893	\$ 967,472	\$ 967,472	\$ (156,421)
Health and Safety	\$ 45,000	\$ 20,000	\$ 20,000	\$ 11,700	\$ 11,700	\$ (8,300)
Quality Management	\$ 45,000	\$ 10,000	\$ 10,000	\$ 5,621	\$ 5,621	\$ (4,379)
Sustainability	\$ 45,000	\$ -	\$ -	\$ -	\$ -	\$ -
<b>Program Initiation Office</b>						
Engineering	\$ 12,451,950	\$ 10,327,688	\$ 10,376,049	\$ 10,030,627	\$ 10,030,627	\$ (297,061)
Fieldwork	\$ 8,659,576	\$ 5,539,066	\$ 5,336,674	\$ 4,800,821	\$ 5,102,720	\$ (436,346)
<b>Totals</b>	<b>\$ 34,000,000</b>	<b>\$ 27,000,000</b>	<b>\$ 26,194,007</b>	<b>\$ 23,748,164</b>	<b>\$ 24,347,460</b>	<b>\$ (2,652,540)</b>

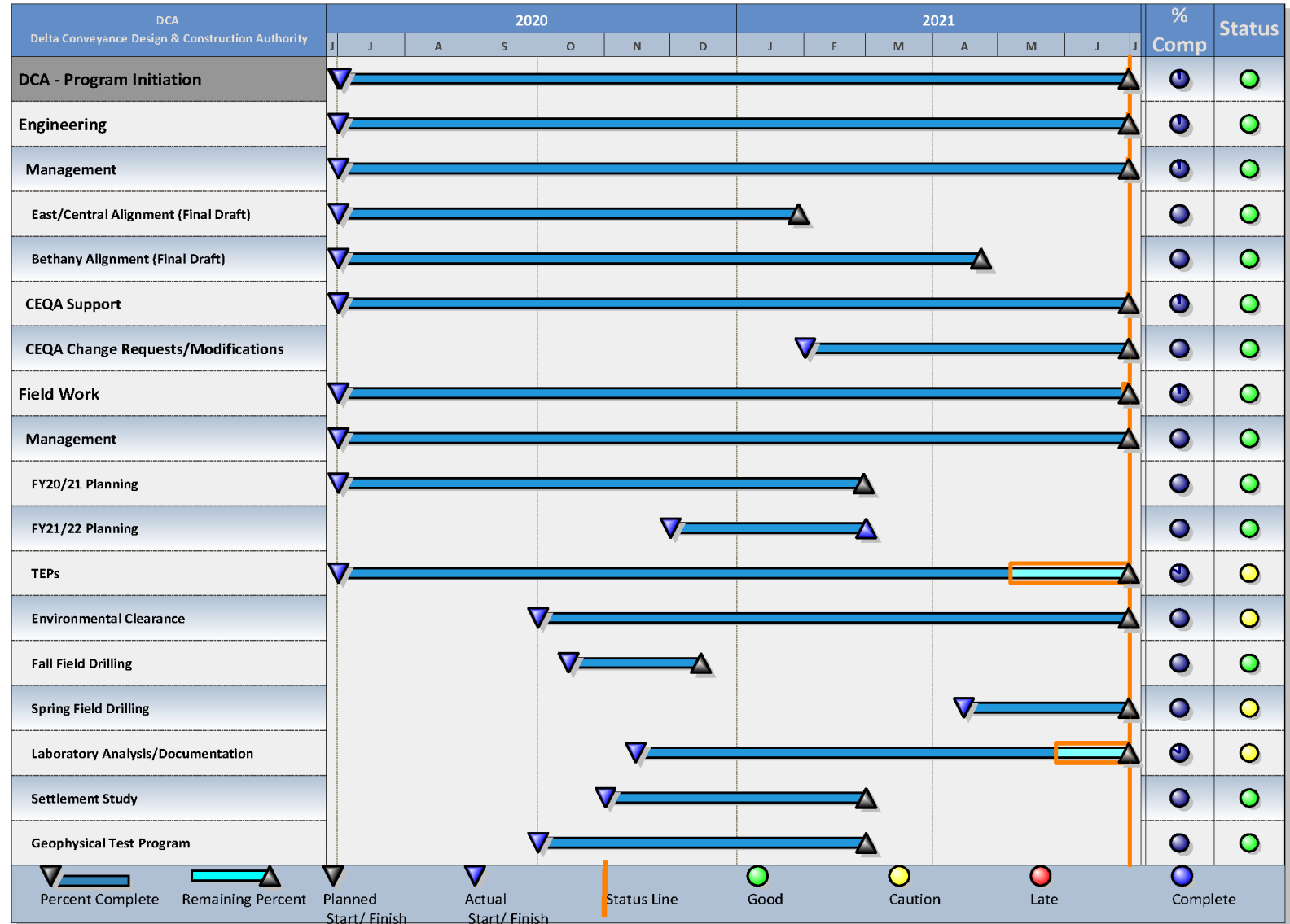
# FY 20/21 CASH FLOW



# FY20/21 PROGRAM SCHEDULE

The overall program finished FY 20-21 primarily on schedule. The planned engineering deliverables were all submitted on schedule.

The field work activities lagged due to on-going COVID-related delays with the Court Ordered Entry process. As a result, the planned field work activities were adjusted reflecting access issues and all work in the field was completed by the end of the fiscal year. A time extension was however given to the Geotechnical Services Consultant to complete the final documentation and laboratory work on the last explorations performed in June.

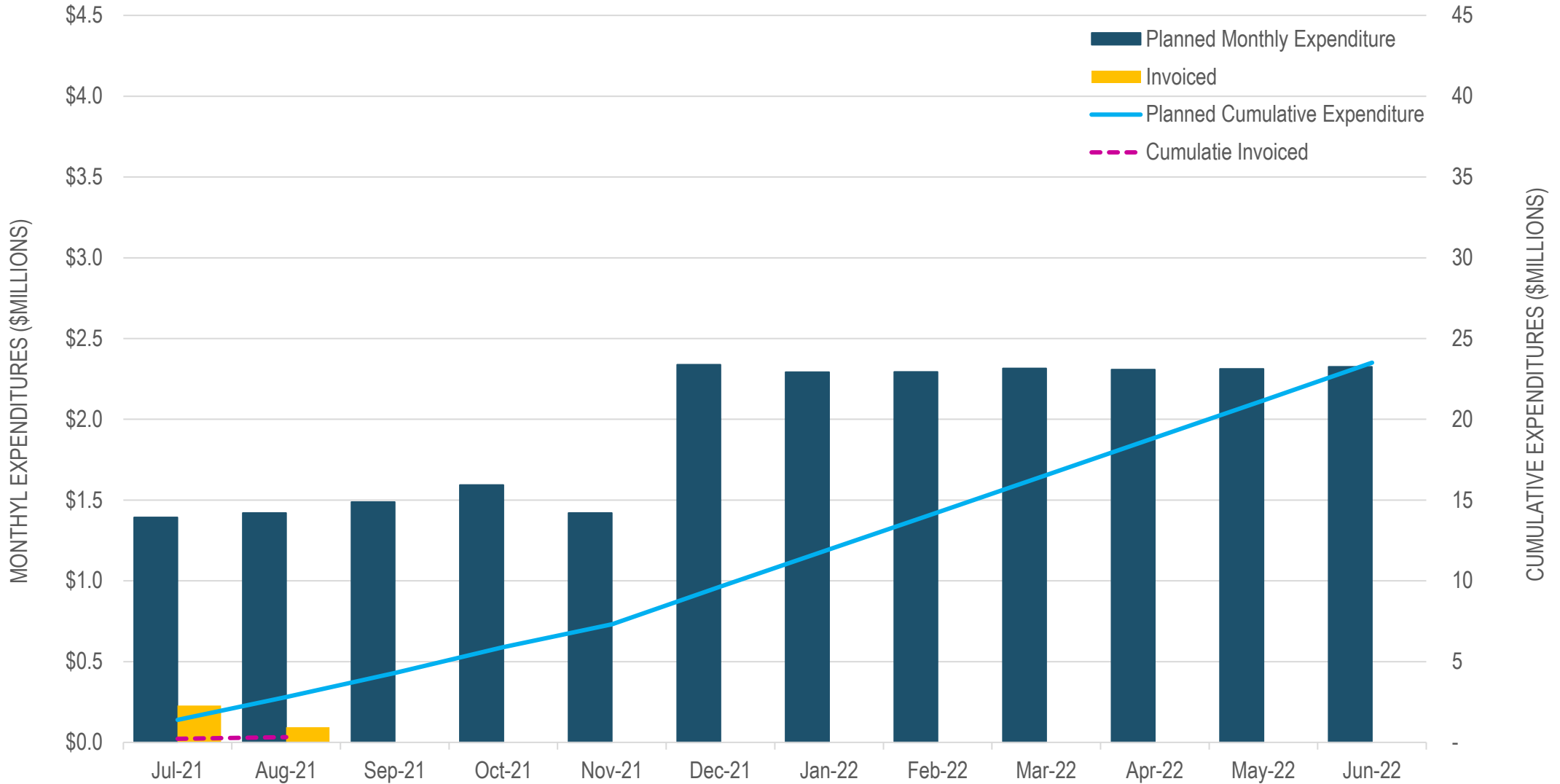


# FY21/22 Budget Summary

The FY21/22 DCA budget is \$23.5M. The DCA has committed approximately \$16.4M and has incurred \$323K in expenditures through July (details in Table 2). Actual and planned cash flow curves are shown on the following figure.

	Original Budget	Current Budget	Current Commitments	Incurred to Date	EAC	Variance
<b>Program Management Office</b>						
Executive Office	\$ 2,202,245	\$ 3,387,245	\$ 2,145,831	\$ 63,744	\$ 3,387,245	\$ -
Community Engagement	\$ 775,305	\$ 775,305	\$ 488,305	\$ -	\$ 775,305	\$ -
Program Controls	\$ 1,472,640	\$ 1,472,640	\$ 1,472,640	\$ -	\$ 1,472,640	\$ -
Administration	\$ 2,568,238	\$ 2,633,238	\$ 2,493,959	\$ 201,061	\$ 2,633,238	\$ -
Procurement and Contract Administration	\$ 74,112	\$ 74,112	\$ 74,112	\$ -	\$ 74,112	\$ -
Property	\$ 516,280	\$ 516,280	\$ 395,280	\$ 7,806	\$ 516,280	\$ -
Permitting Management	\$ 560,534	\$ 560,534	\$ 560,534	\$ 9,500	\$ 560,534	\$ -
Health and Safety	\$ 21,600	\$ 21,600	\$ 21,600	\$ -	\$ 21,600	\$ -
Quality Management	\$ 14,016	\$ 14,016	\$ 14,016	\$ -	\$ 14,016	\$ -
<b>Program Initiation Office</b>						
Engineering	\$ 7,617,456	\$ 8,367,456	\$ 7,617,450	\$ 41,325	\$ 8,367,456	\$ -
Field Work	\$ 5,677,574	\$ 5,677,574	\$ 1,129,574	\$ -	\$ 5,677,574	\$ -
	<b>\$ 21,500,000</b>	<b>\$ 23,500,000</b>	<b>\$ 16,413,301</b>	<b>\$ 323,436</b>	<b>\$ 23,500,000</b>	<b>\$ -</b>

# FY 21/22 CASH FLOW





# DCA ACTIVITIES AND ANNUAL BUDGETS LOOKING AHEAD

FY 21/22	FY 22/23
<b>\$23.5 Mil</b>	<b>\$33.0 Mil</b>
<ul style="list-style-type: none"> <li>• Program management functions</li> <li>• Address design questions</li> <li>• Modify facilities as needed based on Environmental Analysis</li> <li>• Continue field work studies</li> <li>• Concept validation studies</li> <li>• Community engagement</li> <li>• Stakeholder Support</li> </ul>	<ul style="list-style-type: none"> <li>• Program management functions</li> <li>• Assist in permit hearings/testimony</li> <li>• Assist in responding to public comment</li> <li>• Continue field work studies</li> <li>• Concept validation studies</li> <li>• Community engagement</li> <li>• Stakeholder Support</li> </ul>

# Questions?

*August 2021*